



PHILADELPHIA EAGLES  
**2023 MEDIA GUIDE**

PRESENTED BY





PRESEASON 1	PRESEASON 2	PRESEASON 3	WEEK 1	WEEK 2
 <b>SAT • AUG 12</b> 7:00 PM M&T BANK STADIUM 	 <b>THU • AUG 17</b> 7:30 PM LINCOLN FINANCIAL FIELD 	 <b>THU • AUG 24</b> 8:00 PM LINCOLN FINANCIAL FIELD 	 <b>SUN • SEP 10</b> 4:25 PM GILLETTE STADIUM 	 <b>THU • SEP 14</b> 8:15 PM LINCOLN FINANCIAL FIELD 
WEEK 3	WEEK 4	WEEK 5	WEEK 6	WEEK 7
 <b>MON • SEP 25</b> 7:15 PM RAYMOND JAMES STADIUM 	 <b>SUN • OCT 1</b> 1:00 PM LINCOLN FINANCIAL FIELD 	 <b>SUN • OCT 8</b> 4:05 PM SOFI STADIUM 	 <b>SUN • OCT 15</b> 4:25 PM METLIFE STADIUM 	 <b>SUN • OCT 22</b> 8:20 PM LINCOLN FINANCIAL FIELD 
WEEK 8	WEEK 9	WEEK 11	WEEK 12	WEEK 13
 <b>SUN • OCT 29</b> 1:00 PM FEDEXFIELD 	 <b>SUN • NOV 5</b> 4:25 PM LINCOLN FINANCIAL FIELD 	 <b>MON • NOV 20</b> 8:15 PM ARROWHEAD STADIUM 	 <b>SUN • NOV 26</b> 4:25 PM LINCOLN FINANCIAL FIELD 	 <b>SUN • DEC 3</b> 4:25 PM LINCOLN FINANCIAL FIELD 
WEEK 14	WEEK 15	WEEK 16	WEEK 17	WEEK 18
 <b>SUN • DEC 10</b> 8:20 PM AT&T STADIUM 	 <b>SUN • DEC 17</b> 4:25 PM LUMEN FIELD 	 <b>MON • DEC 25</b> 4:30 PM LINCOLN FINANCIAL FIELD 	 <b>SUN • DEC 31</b> 1:00 PM LINCOLN FINANCIAL FIELD 	 <b>TBD</b> <b>TBD</b> METLIFE STADIUM <b>TBD</b>
HOME	AWAY	WILD CARD JAN 13-15 DIVISIONAL JAN 20-21 CHAMPIONSHIP JAN 28 SUPER BOWL LVIII FEB 11		



**PHILADELPHIA EAGLES COMMUNICATIONS DEPARTMENT**

**Bob Lange**, Senior Vice President, Communications (blange@eagles.nfl.com) • **Brett Strohsacker**, Vice President of Football Communications (bstrohsacker@eagles.nfl.com) • **Anthony Bonagura**, Director of Corporate Communications (abonagura@eagles.nfl.com) • **John Gonoude**, Senior Manager, Football Communications (jgonoude@eagles.nfl.com) • **Alli Waddington**, Communications Manager (awaddington@eagles.nfl.com)





#	NAME	POS	HT	WT	DOB	AGE	EXP	COLLEGE	HOMETOWN	HOW ACQ
82	Allen, Devon	WR	6-1	190	12/12/94	28	1	Oregon	Phoenix, AZ	FA-22
46	Arnold, Dan	TE	6-6	240	3/15/95	28	6	Wisconsin-Platteville	Janesville, WI	FA-Jax-23
96	Barnett, Derek	DE	6-3	259	6/25/96	27	7	Tennessee	Brentwood, TN	D1-17
32	Blankenship, Reed	S	6-1	203	3/2/99	24	2	Middle Tennessee State	Lester, AL	UDFA-22
19	Book, Ian	QB	6-0	206	3/30/98	25	3	Notre Dame	El Dorado Hills, CA	W-NO-22
24	Bradberry, James	CB	6-1	212	8/4/93	29	8	Samford	Pleasant Grove, AL	FA-22
54	Bradley, Shaun	LB	6-1	240	4/8/97	26	4	Temple	Mount Holly, NJ	D6a-20
34	Brooks, Kennedy	RB	5-11	213	10/8/98	24	1	Oklahoma	Mansfield, TX	UDFA-22
11	Brown, A.J.	WR	6-1	226	6/30/97	26	5	Mississippi	Starkville, MS	T-Ten-22
21	Brown, Sydney	S	5-10	211	3/21/00	23	R	Illinois	London, Ontario, Canada	D3b-23
81	Calcaterra, Grant	TE	6-4	240	12/4/98	24	2	Southern Methodist	Rancho Santa Margarita, CA	D6b-22
98	Carter, Jalen	DT	6-3	314	4/4/01	22	R	Georgia	Apopka, FL	D1a-23
85	Cleveland, Tyrie	WR	6-2	205	9/20/97	25	4	Florida	Houston, TX	FA-22
18	Covey, Britain	WR	5-8	173	3/18/97	26	2	Utah	Provo, UT	UDFA-22
91	Cox, Fletcher	DT	6-4	310	12/13/90	32	12	Mississippi State	Yazoo City, MS	D1-12
90	Davis, Jordan	DT	6-6	336	1/12/00	23	2	Georgia	Charlotte, NC	D1-22
17	Dean, Nakobe	LB	5-11	231	12/13/00	22	2	Georgia	Horn Lake, MS	D3-22
69	Dickerson, Landon	G	6-6	332	9/30/98	24	3	Alabama	Hudson, NC	D2-21
63	Driscoll, Jack	T/G	6-5	312	4/1/97	26	4	Auburn	Madison, CT	D4b-20
26	Edmunds, Terrell	S	6-1	217	1/20/97	26	6	Virginia Tech	Danville, VA	FA-Pit-23
4	Elliott, Jake	K	5-9	167	1/21/95	28	7	Memphis	La Grange, IL	PS-Cin-17
53	Elliss, Christian	LB	6-3	231	1/2/99	24	2	Idaho	Highlands Ranch, CO	FA-21
61	Elliss, Noah	DT	6-4	346	3/31/99	24	2	Idaho	Highlands Ranch, CO	UDFA-22
30	Evans, Justin	S	6-0	199	8/26/95	27	6	Texas A&M	Wiggins, MS	FA-NO-23
14	Gainwell, Kenneth	RB	5-9	200	3/14/99	24	3	Memphis	Yazoo City, MS	D5-21
43d	Garner, Mekhi	CB	6-2	212	1/11/00	23	R	LSU	Mesquite, TX	UDFA-23
88	Goedert, Dallas	TE	6-5	256	1/3/95	28	6	South Dakota State	Britton, SD	D2-18
77	Good-Jones, Julian	G	6-5	313	3/2/97	26	1	Iowa State	Cedar Rapids, IA	FA-23
31	Goodrich, Mario	CB	6-0	186	1/12/00	23	1	Clemson	Lee's Summit, MO	UDFA-22
55	Graham, Brandon	DE	6-2	265	4/3/88	35	14	Michigan	Detroit, MI	D1-10
87	Haselwood, Jadon	WR	6-2	215	4/15/01	22	R	Arkansas	Ellenwood, GA	UDFA-23
1	Hurts, Jalen	QB	6-1	223	8/7/98	24	4	Oklahoma	Channelview, TX	D2-20
75	Jackson, Tarron	DE	6-2	254	6/22/98	25	3	Coastal Carolina	Aiken, SC	D6b-21
80	Jackson, Tyree	TE	6-7	249	1/17/97	25	3	Buffalo	Norton Shores, MI	FA-21
28	Jobe, Josh	CB	5-11	190	4/9/98	25	2	Alabama	Miami, FL	UDFA-22
50	Johnson, Fred	T	6-7	326	6/5/97	26	5	Florida	Royal Palm Beach, FL	FA-22
58	Johnson, Kyron	LB	6-0	235	7/24/98	25	2	Kansas	Arlington, TX	D6a-22
65	Johnson, Lane	T	6-6	325	5/8/90	33	11	Oklahoma	Groveton, TX	D1-13
48	Johnson, Patrick	LB	6-2	248	1/10/98	25	3	Tulane	Chattanooga, TN	D7-21
66	Johnson, Roderick	T	6-7	301	11/28/95	27	5	Florida State	Florissant, MO	FA-22
51	Jurgens, Cam	C/G	6-3	303	8/21/99	23	2	Nebraska	Beatrice, NE	D2-22
47	Keene, Dalton	TE	6-4	251	4/14/99	24	3	Virginia Tech	Littleton, CO	FA-23
62	Kelce, Jason	C	6-3	295	11/5/87	35	13	Cincinnati	Cleveland, OH	D6a-11
-	Kelly, Dennis	T	6-8	321	1/16/90	33	11	Purdue	Chicago Heights, IL	FA-Ind-23
45	Lovato, Rick	LS	6-2	249	9/9/92	30	7	Old Dominion	Middletown, NJ	FA-16
29	Maddox, Avonte	CB	5-9	184	3/31/96	27	6	Pittsburgh	Detroit, MI	D4a-18
68	Mailata, Jordan	T	6-8	365	3/31/97	26	6	---	Sydney, Australia	D7-18
8	Mariota, Marcus	QB	6-4	223	10/30/93	29	8	Oregon	Honolulu, HI	FA-23
36	McCollum, Tristin	S	6-3	195	5/3/99	24	1	Sam Houston State	Galveston, TX	FA-23
10o	McKee, Tanner	QB	6-6	231	4/27/00	23	R	Stanford	Corona, CA	D6-23
27	McPhearsen, Zech	CB	5-11	191	3/21/98	25	3	Texas Tech	Upper Marlboro, MD	D4-21
41	Morrow, Nicholas	LB	6-0	225	10/7/95	27	6	Greenville	Huntsville, AL	FA-Chi-23
86	Ngata, Joseph	WR	6-3	217	1/9/01	22	R	Clemson	Folsom, CA	UDFA-23
72	Ojomo, Moro	DT	6-3	292	8/15/01	21	R	Texas	Katy, TX	D7-23
79	Okorafor, Chim	T	6-6	315	5/12/99	24	R	Benedictine	Upland, CA	UDFA-23
78	Opeta, Sua	G	6-4	305	8/15/96	26	4	Weber State	Stansbury Park, UT	UDFA-19
23	Penny, Rashaad	RB	5-11	220	2/2/96	27	6	San Diego State	Norwalk, CA	FA-Sea-23
43o	Rambo, Charleston	WR	6-1	185	8/10/99	23	1	Miami (FL)	Cedar Hill, TX	FA-23
7	Reddick, Haason	LB	6-1	240	9/22/94	28	7	Temple	Camden, NJ	FA-Car-22
74	Reid, Trevor	T	6-4	311	4/28/00	23	R	Louisville	Griffin, GA	UDFA-23
39	Ricks, Eli	CB	6-2	188	9/26/01	21	R	Alabama	Rancho Cucamonga, CA	UDFA-23
37	Ringo, Kelee	CB	6-2	207	6/27/02	21	R	Georgia	Tacoma, WA	D4-23
59	Robinson, Janarius	DE	6-5	258	5/4/98	25	3	Florida State	Panama City, FL	PS-Min-22
76	Robinson, Tyrese	G	6-3	317	8/21/99	23	1	Oklahoma	Boyd, TX	FA-22
83	Russell, Brady	TE	6-3	247	8/31/98	24	R	Colorado	Fort Collins, CO	UDFA-23
35	Scott, Boston	RB	5-6	203	4/27/95	28	5	Louisiana Tech	Zachary, LA	PS-NO-18
33	Scott, Josiah	CB	5-9	185	4/5/99	24	4	Michigan State	Hamilton, OH	T-Jax-21
22	Sermon, Trey	RB	6-0	215	1/30/99	24	3	Ohio State	Marietta, GA	W-SF-22
10s	Siposs, Arryn	P	6-2	212	11/25/92	30	3	Auburn	Melbourne, Australia	FA-21
2	Slay, Darius	CB	6-0	190	1/1/91	32	11	Mississippi State	Brunswick, GA	T-DET-20
6	Smith, DeVonta	WR	6-0	170	11/14/98	24	3	Alabama	Amite, LA	D1-21
3	Smith, Nolan	LB	6-2	238	1/18/01	22	R	Georgia	Savannah, GA	D1b-23
56	Steen, Tyler	G	6-6	321	6/24/00	23	R	Alabama	Miami, FL	D3a-23
89	Stoll, Jack	TE	6-4	247	1/28/98	25	3	Nebraska	Aurora, CO	UDFA-21
97	Street, Kentavius	DT	6-2	287	5/8/96	27	5	North Carolina State	Greenville, NC	FA-NO-23
94	Sweat, Josh	DE	6-5	265	3/29/97	26	6	Florida State	Chesapeake, VA	D4b-18
0	Swift, D'Andre	RB	5-9	208	1/14/99	24	4	Georgia	Philadelphia, PA	T-DET-23
52	Taylor, Davion	LB	6-1	230	8/5/98	24	3	Colorado	Magnolia, MS	D3-20
67	Tom, Cameron	C	6-4	300	6/21/95	28	5	Southern Mississippi	Baton Rouge, LA	FA-22
64	Toth, Brett	T/G	6-6	304	9/1/96	26	5	Army	Charleston, SC	W-Ari-20
95	Tuipulotu, Marlon	DT	6-2	307	5/31/99	24	3	USC	Independence, OR	D6a-21
57	VanSumeren, Ben	LB	6-2	231	5/5/00	23	R	Michigan State	Bay City, MI	UDFA-23
42	Wallace, K'Von	S	5-11	205	7/25/97	26	4	Clemson	Highland Springs, VA	D4a-20
84	Ward, Greg	WR	5-11	190	7/12/95	28	4	Houston	Tyler, TX	FA-19
16	Watkins, Quez	WR	6-0	193	6/9/98	25	4	Southern Mississippi	Athens, AL	D6b-20
38	Williams, Greedy	CB	6-2	185	12/3/97	25	5	LSU	Shreveport, LA	FA-Cle-23
93	Williams, Milton	DT	6-3	290	4/6/99	24	3	Louisiana Tech	Crowley, TX	D3-21
13	Zaccheaus, Olamide	WR	5-8	194	7/23/97	26	5	Virginia	Plainfield, NJ	FA-Atl-23
49	Zentner, Ty	P	6-2	199	6/7/98	25	R	Kansas State	Topeka, KS	UDFA-23

EXEMPT

73	Sills, Josh	G	6-6	325	1/26/98	25	2	Oklahoma State	Byesville, OH	UDFA-22
----	-------------	---	-----	-----	---------	----	---	----------------	---------------	---------



#	NAME	POS	HT	WT	DOB	AGE	EXP	COLLEGE	HOMETOWN	HOW ACQ
0	D'Andre Swift	RB	5-9	208	1/14/99	24	4	Georgia	Philadelphia, PA	T-Det-23
1	Jalen Hurts	QB	6-1	223	8/7/98	24	4	Oklahoma	Channelview, TX	D2-20
2	Darius Slay	CB	6-0	190	1/1/91	32	11	Mississippi State	Brunswick, GA	T-Det-20
3	Nolan Smith	LB	6-2	238	1/18/01	22	R	Georgia	Savannah, GA	D1b-23
4	Jake Elliott	K	5-9	167	1/21/95	28	7	Memphis	La Grange, IL	PS-Cin-17
6	DeVonta Smith	WR	6-0	170	11/14/98	24	3	Alabama	Amite, LA	D1-21
7	Haason Reddick	LB	6-1	240	9/22/94	28	7	Temple	Camden, NJ	FA-Car-22
8	Marcus Mariota	QB	6-4	223	10/30/93	29	8	Oregon	Honolulu, HI	FA-23
10o	Tanner McKee	QB	6-6	231	4/27/00	23	R	Stanford	Corona, CA	D6-23
10s	Arryn Siposs	P	6-2	212	11/25/92	30	3	Auburn	Melbourne, Australia	FA-21
11	A.J. Brown	WR	6-1	226	6/30/97	26	5	Mississippi	Starkville, MS	T-Ten-22
13	Olamide Zaccheaus	WR	5-8	194	7/23/97	26	5	Virginia	Plainfield, NJ	FA-Atl-23
14	Kenneth Gainwell	RB	5-9	200	3/14/99	24	3	Memphis	Yazoo City, MS	D5-21
16	Quez Watkins	WR	6-0	193	6/9/98	25	4	Southern Mississippi	Athens, AL	D6b-20
17	Nakobe Dean	LB	5-11	231	12/13/00	22	2	Georgia	Horn Lake, MS	D3-22
18	Britain Covey	WR	5-8	173	3/18/97	26	2	Utah	Provo, UT	UDFA-22
19	Ian Book	QB	6-0	206	3/30/98	25	3	Notre Dame	El Dorado Hills, CA	W-NO-22
21	Sydney Brown	S	5-10	211	3/21/00	23	R	Illinois	London, Ontario, Canada	D3b-23
22	Trey Sermon	RB	6-0	215	1/30/99	24	3	Ohio State	Marietta, GA	W-SF-22
23	Rashaad Penny	RB	5-11	220	2/2/96	27	6	San Diego State	Norwalk, CA	FA-Sea-23
24	James Bradberry	CB	6-1	212	8/4/93	29	8	Samford	Pleasant Grove, AL	FA-22
26	Terrell Edmunds	S	6-1	217	1/20/97	26	6	Virginia Tech	Danville, VA	FA-Pit-23
27	Zech McPhearson	CB	5-11	191	3/21/98	25	3	Texas Tech	Upper Marlboro, MD	D4-21
28	Josh Jobe	CB	5-11	190	4/9/98	25	2	Alabama	Miami, FL	UDFA-22
29	Avonte Maddox	CB	5-9	184	3/31/96	27	6	Pittsburgh	Detroit, MI	D4a-18
30	Justin Evans	S	6-0	199	8/26/95	27	6	Texas A&M	Wiggins, MS	FA-NO-23
31	Mario Goodrich	CB	6-0	186	1/12/00	23	1	Clemson	Lee's Summit, MO	UDFA-22
32	Reed Blankenship	S	6-1	203	3/2/99	24	2	Middle Tennessee State	Lester, AL	UDFA-22
33	Josiah Scott	CB	5-9	185	4/5/99	24	4	Michigan State	Hamilton, OH	T-Jax-21
34	Kennedy Brooks	RB	5-11	213	10/8/98	24	1	Oklahoma	Mansfield, TX	UDFA-22
35	Boston Scott	RB	5-6	203	4/27/95	28	5	Louisiana Tech	Zachary, LA	PS-NO-18
36	Tristin McCollum	S	6-3	195	5/3/99	24	1	Sam Houston State	Galveston, TX	FA-23
37	Kelee Ringo	CB	6-2	207	6/27/02	21	R	Georgia	Tacoma, WA	D4-23
38	Greedy Williams	CB	6-2	185	12/3/97	25	5	LSU	Shreveport, LA	FA-Cle-23
39	Eli Ricks	CB	6-2	188	9/26/01	21	R	Alabama	Rancho Cucamonga, CA	UDFA-23
41	Nicholas Morrow	LB	6-0	225	10/7/95	27	6	Greenville	Huntsville, AL	FA-Chi-23
42	K'Von Wallace	S	5-11	205	7/25/97	26	4	Clemson	Highland Springs, VA	D4a-20
43d	Mekhi Garner	CB	6-2	212	1/11/00	23	R	LSU	Mesquite, TX	UDFA-23
43o	Charleston Rambo	WR	6-1	185	8/10/99	23	1	Miami (FL)	Cedar Hill, TX	FA-23
45	Rick Lovato	LS	6-2	249	9/9/92	30	7	Old Dominion	Middletown, NJ	FA-16
46	Dan Arnold	TE	6-6	240	3/15/95	28	6	Wisconsin-Platteville	Janesville, WI	FA-Jax-23
47	Dalton Keene	TE	6-4	251	4/14/99	24	3	Virginia Tech	Littleton, CO	FA-23
48	Patrick Johnson	LB	6-2	248	1/10/98	25	3	Tulane	Chattanooga, TN	D7-21
49	Ty Zentner	P	6-2	199	6/7/98	25	R	Kansas State	Topeka, KS	UDFA-23
50	Fred Johnson	T	6-7	326	6/5/97	26	5	Florida	Royal Palm Beach, FL	FA-22
51	Cam Jurgens	C/G	6-3	303	8/21/99	23	2	Nebraska	Beatrice, NE	D2-22
52	Davion Taylor	LB	6-1	230	8/5/98	24	3	Colorado	Magnolia, MS	D3-20
53	Christian Elliss	LB	6-3	231	1/2/99	24	2	Idaho	Highlands Ranch, CO	FA-21
54	Shaun Bradley	LB	6-1	240	4/8/97	26	4	Temple	Mount Holly, NJ	D6a-20
55	Brandon Graham	DE	6-2	265	4/3/88	35	14	Michigan	Detroit, MI	D1-10
56	Tyler Steen	G	6-6	321	6/24/00	23	R	Alabama	Miami, FL	D3a-23
57	Ben VanSumeren	LB	6-2	231	5/5/00	23	R	Michigan State	Bay City, MI	UDFA-23
58	Kyron Johnson	LB	6-0	235	7/24/98	25	2	Kansas	Arlington, TX	D6a-22
59	Janarius Robinson	DE	6-5	258	5/4/98	25	3	Florida State	Panama City, FL	PS-Min-22
61	Noah Elliss	DT	6-4	346	3/31/99	24	2	Idaho	Highlands Ranch, CO	UDFA-22
62	Jason Kelce	C	6-3	295	11/5/87	35	13	Cincinnati	Cleveland, OH	D6a-11
63	Jack Driscoll	T/G	6-5	312	4/1/97	26	4	Auburn	Madison, CT	D4b-20
64	Brett Toth	T/G	6-6	304	9/1/96	26	5	Army	Charleston, SC	W-Ari-20
65	Lane Johnson	T	6-6	325	5/8/90	33	11	Oklahoma	Groveton, TX	D1-13
66	Roderick Johnson	T	6-7	301	11/28/95	27	5	Florida State	Florissant, MO	FA-22
67	Cameron Tom	C	6-4	300	6/21/95	28	5	Southern Mississippi	Baton Rouge, LA	FA-22
68	Jordan Mailata	T	6-8	365	3/31/97	26	6	---	Sydney, Australia	D7-18
69	Landon Dickerson	G	6-6	332	9/30/98	24	3	Alabama	Hudson, NC	D2-21
72	Moro Ojomo	DT	6-3	292	8/15/01	21	R	Texas	Katy, TX	D7-23
74	Trevor Reid	T	6-4	311	4/28/00	23	R	Louisville	Griffin, GA	UDFA-23
75	Tarron Jackson	DE	6-2	254	6/22/98	25	3	Coastal Carolina	Aiken, SC	D6b-21
76	Tyrese Robinson	G	6-3	317	8/21/99	23	1	Oklahoma	Boyd, TX	FA-22
77	Julian Good-Jones	G	6-5	313	3/2/97	26	1	Iowa State	Cedar Rapids, IA	FA-23
78	Sua Opetia	G	6-4	305	8/15/96	26	4	Weber State	Stansbury Park, UT	UDFA-19
79	Chim Okorafor	T	6-6	315	5/12/99	24	R	Benedictine	Upland, CA	UDFA-23
80	Tyree Jackson	TE	6-7	249	11/7/97	25	3	Buffalo	Norton Shores, MI	FA-21
81	Grant Calcaterra	TE	6-4	240	12/4/98	24	2	Southern Methodist	Rancho Santa Margarita, CA	D6b-22
82	Devon Allen	WR	6-1	190	12/12/94	28	1	Oregon	Phoenix, AZ	FA-22
83	Brady Russell	TE	6-3	247	8/31/98	24	R	Colorado	Fort Collins, CO	UDFA-23
84	Greg Ward	WR	5-11	190	7/12/95	28	4	Houston	Tyler, TX	FA-19
85	Tyrie Cleveland	WR	6-2	205	9/20/97	25	4	Florida	Houston, TX	FA-22
86	Joseph Ngata	WR	6-3	217	1/9/01	22	R	Clemson	Folsom, CA	UDFA-23
87	Jadon Haselwood	WR	6-2	215	4/15/01	22	R	Arkansas	Ellenwood, GA	UDFA-23
88	Dallas Goedert	TE	6-5	256	1/3/95	28	6	South Dakota State	Britton, SD	D2-18
89	Jack Stoll	TE	6-4	247	1/28/98	25	3	Nebraska	Aurora, CO	UDFA-21
90	Jordan Davis	DT	6-6	336	1/12/00	23	2	Georgia	Charlotte, NC	D1-22
91	Fletcher Cox	DT	6-4	310	12/13/90	32	12	Mississippi State	Yazoo City, MS	D1-12
93	Milton Williams	DT	6-3	290	4/6/99	24	3	Louisiana Tech	Crowley, TX	D3-21
94	Josh Sweat	DE	6-5	265	3/29/97	26	6	Florida State	Chesapeake, VA	D4b-18
95	Marlon Tuipulotu	DT	6-2	307	5/31/99	24	3	USC	Independence, OR	D6a-21
96	Derek Barnett	DE	6-3	259	6/25/96	27	7	Tennessee	Brentwood, TN	D1-17
97	Kentavious Street	DT	6-2	287	5/8/96	27	5	North Carolina State	Greenville, NC	FA-NO-23
98	Jalen Carter	DT	6-3	314	4/4/01	22	R	Georgia	Apopka, FL	D1a-23
-	Dennis Kelly	T	6-8	321	1/16/90	33	11	Purdue	Chicago Heights, IL	FA-Ind-23

EXEMPT

73	Josh Sills	G	6-6	325	1/26/98	25	2	Oklahoma State	Byesville, OH	UDFA-22
----	------------	---	-----	-----	---------	----	---	----------------	---------------	---------



	#	NAME	POS	HT	WT	DOB	AGE	EXP	COLLEGE	HOMETOWN	HOW ACQ
QB	1	Jalen Hurts	QB	6-1	223	8/7/98	24	4	Oklahoma	Channelview, TX	D2-20
	8	Marcus Mariota	QB	6-4	223	10/30/93	29	8	Oregon	Honolulu, HI	FA-23
	10	Tanner McKee	QB	6-6	231	4/27/00	23	R	Stanford	Corona, CA	D6-23
	19	Ian Book	QB	6-0	206	3/30/98	25	3	Notre Dame	El Dorado Hills, CA	W-NO-22
RB	0	D'Andre Swift	RB	5-9	208	1/14/99	24	4	Georgia	Philadelphia, PA	T-Det-23
	14	Kenneth Gainwell	RB	5-8	201	3/14/99	24	3	Memphis	Yazoo City, MS	D5-21
	22	Trey Sermon	RB	6-0	215	1/30/99	24	3	Ohio State	Marietta, GA	W-SF-22
	23	Rashaad Penny	RB	5-11	220	2/2/96	27	6	San Diego State	Norwalk, CA	FA-Sea-23
	34	Kennedy Brooks	RB	5-11	213	10/8/98	24	1	Oklahoma	Mansfield, TX	UDFA-22
	35	Boston Scott	RB	5-6	203	4/27/95	28	5	Louisiana Tech	Zachary, LA	PS-NO-18
	6	DeVonta Smith	WR	6-0	170	11/14/98	24	3	Alabama	Amite, LA	D1-21
WR	11	A.J. Brown	WR	6-1	226	6/30/97	26	5	Mississippi	Starkville, MS	T-Ten-22
	13	Olamide Zaccheaus	WR	5-8	194	7/23/97	26	5	Virginia	Plainfield, NJ	FA-Atl-23
	16	Quez Watkins	WR	6-0	193	6/9/98	25	4	Southern Mississippi	Athens, AL	D6b-20
	18	Britain Covey	WR	5-8	173	3/18/97	26	2	Utah	Provo, UT	UDFA-22
	43	Charleston Rambo	WR	6-1	185	8/10/99	23	1	Miami (FL)	Cedar Hill, TX	FA-23
	82	Devon Allen	WR	6-1	190	12/12/94	28	1	Oregon	Phoenix, AZ	FA-22
	84	Greg Ward	WR	5-11	190	7/12/95	28	4	Houston	Tyler, TX	FA-19
	85	Tyrie Cleveland	WR	6-2	205	9/20/97	25	4	Florida	Houston, TX	FA-22
	86	Joseph Ngata	WR	6-3	217	1/9/01	22	R	Clemson	Folsom, CA	UDFA-23
	87	Jadon Haselwood	WR	6-2	215	4/15/01	22	R	Arkansas	Ellenwood, GA	UDFA-23
TE	46	Dan Arnold	TE	6-6	240	3/15/99	28	6	Wisconsin-Platteville	Janesville, WI	FA-Jax-23
	47	Dalton Keene	TE	6-4	251	4/14/99	24	3	Virginia Tech	Littleton, CO	FA-23
	80	Tyree Jackson	TE	6-7	249	11/7/97	25	3	Buffalo	Norton Shores, MI	FA-21
	81	Grant Calcaterra	TE	6-4	240	12/4/98	24	2	Southern Methodist	Rancho Santa Margarita, CA	D6b-22
	83	Brady Russell	TE	6-3	247	8/31/98	24	R	Colorado	Fort Collins, CO	UDFA-23
	88	Dallas Goedert	TE	6-5	256	1/3/95	28	6	South Dakota State	Britton, SD	D2-18
	89	Jack Stoll	TE	6-4	247	1/28/98	25	3	Nebraska	Aurora, CO	UDFA-21
	50	Fred Johnson	T	6-7	326	6/5/97	26	5	Florida	Royal Palm Beach, FL	FA-22
	51	Cam Jurgens	C/G	6-3	303	8/21/99	23	2	Nebraska	Beatrice, NE	D2-22
OFFENSIVE LINE	56	Tyler Steen	G	6-6	321	6/24/00	23	R	Alabama	Miami, FL	D3a-23
	62	Jason Kelce	C	6-3	295	11/5/87	35	13	Cincinnati	Cleveland, OH	D6a-11
	63	Jack Driscoll	T/G	6-5	312	4/1/97	26	4	Auburn	Madison, CT	D4b-20
	64	Brett Toth	T/G	6-6	304	9/1/96	26	5	Army	Charleston, SC	W-Ari-20
	65	Lane Johnson	T	6-6	325	5/8/90	33	11	Oklahoma	Groveton, TX	D1-13
	66	Roderick Johnson	T	6-7	301	11/28/95	27	5	Florida State	Florissant, MO	FA-22
	67	Cameron Tom	C	6-4	300	6/21/95	28	5	Southern Mississippi	Baton Rouge, LA	FA-22
	68	Jordan Mailata	T	6-8	365	3/31/97	26	6	---	Sydney, Australia	D7-18
	69	Landon Dickerson	G	6-6	332	9/30/98	24	3	Alabama	Hudson, NC	D2-21
	73	Josh Sills (EX)	G	6-6	325	1/26/98	25	2	Oklahoma State	Byesville, OH	UDFA-22
	74	Trevor Reid	T	6-4	311	4/28/00	23	R	Louisville	Griffin, GA	UDFA-23
	76	Tyrese Robinson	G	6-3	317	8/21/99	23	1	Oklahoma	Boyd, TX	FA-22
	77	Julian Good-Jones	G	6-5	313	3/2/97	26	1	Iowa State	Cedar Rapids, IA	FA-23
	78	Sua Opetia	G	6-4	305	8/15/96	26	4	Weber State	Stansbury Park, UT	UDFA-19
	-	Chim Okorafor	T	6-6	315	5/12/99	24	R	Benedictine	Upland, CA	UDFA-23
-	Dennis Kelly	T	6-8	321	1/16/90	33	11	Purdue	Chicago Heights, IL	FA-Ind-23	
DEFENSIVE LINE	55	Brandon Graham	DE	6-2	265	4/3/88	35	14	Michigan	Detroit, MI	D1-10
	59	Janarius Robinson	DE	6-5	258	5/4/98	25	3	Florida State	Panama City, FL	PS-Min-22
	61	Noah Elliss	DT	6-4	346	3/31/99	24	2	Idaho	Highlands Ranch, CO	UDFA-22
	72	Moro Ojomo	DT	6-3	292	8/15/01	21	R	Texas	Katy, TX	D7-23
	75	Tarron Jackson	DE	6-2	254	6/22/98	25	3	Coastal Carolina	Aiken, SC	D6b-21
	90	Jordan Davis	DT	6-6	336	1/12/00	23	2	Georgia	Charlotte, NC	D1-22
	91	Fletcher Cox	DT	6-4	310	12/13/90	32	12	Mississippi State	Yazoo City, MS	D1-12
	93	Milton Williams	DT	6-3	290	4/6/99	24	3	Louisiana Tech	Crowley, TX	D3-21
	94	Josh Sweat	DE	6-5	265	3/29/97	26	6	Florida State	Chesapeake, VA	D4b-18
	95	Marlon Tuipulotu	DT	6-2	307	5/31/99	24	3	USC	Independence, OR	D6a-21
96	Derek Barnett	DE	6-3	259	6/25/96	27	7	Tennessee	Brentwood, TN	D1-17	
97	Kentavious Street	DT	6-2	287	5/8/96	27	5	North Carolina State	Greenville, NC	FA-NO-23	
98	Jalen Carter	DT	6-3	314	4/4/01	22	R	Georgia	Apopka, FL	D1a-23	
LB	3	Nolan Smith	LB	6-2	238	1/18/01	22	R	Georgia	Savannah, GA	D1b-23
	7	Haason Reddick	LB	6-1	240	9/22/94	28	7	Temple	Camden, NJ	FA-Car-22
	17	Nakobe Dean	LB	5-11	231	12/13/00	22	2	Georgia	Horn Lake, MS	D3-22
	41	Nicholas Morrow	LB	6-0	225	10/7/95	27	6	Greenville	Huntsville, AL	FA-Chi-23
	48	Patrick Johnson	LB	6-2	248	1/10/98	25	3	Tulane	Chattanooga, TN	D7-21
	52	Davion Taylor	LB	6-1	230	8/5/98	24	3	Colorado	Magnolia, MS	D3-20
	53	Christian Elliss	LB	6-3	231	1/2/99	24	2	Idaho	Highlands Ranch, CO	FA-21
	54	Shaun Bradley	LB	6-1	240	4/8/97	26	4	Temple	Mount Holly, NJ	D6a-20
57	Ben VanSumeren	LB	6-2	231	5/5/00	23	R	Michigan State	Bay City, MI	UDFA-23	
58	Kyron Johnson	LB	6-0	235	7/24/98	25	2	Kansas	Arlington, TX	D6a-22	
DEFENSIVE BACKS	2	Darius Slay	CB	6-0	190	1/1/91	32	11	Mississippi State	Brunswick, GA	T-Det-20
	21	Sydney Brown	S	5-10	211	3/21/00	23	R	Illinois	London, Ontario, Canada	D3b-23
	24	James Bradberry	CB	6-1	212	8/4/93	29	8	Samford	Pleasant Grove, AL	FA-22
	26	Terrell Edmunds	S	6-1	217	1/20/97	26	6	Virginia Tech	Danville, VA	FA-Pit-23
	27	Zech McPhearson	CB	5-11	191	3/21/98	25	3	Texas Tech	Upper Marlboro, MD	D4-21
	28	Josh Jobe	CB	5-11	190	4/9/98	25	2	Alabama	Miami, FL	UDFA-22
	29	Avonte Maddox	CB	5-9	184	3/31/96	27	6	Pittsburgh	Detroit, MI	D4a-18
	30	Justin Evans	S	6-0	199	8/26/95	27	6	Texas A&M	Wiggins, MS	FA-NO-23
	31	Mario Goodrich	CB	6-0	186	1/12/00	23	1	Clemson	Lee's Summit, MO	UDFA-22
	32	Reed Blankenship	S	6-1	203	3/2/99	24	2	Middle Tennessee State	Lester, AL	UDFA-22
	33	Josiah Scott	CB	5-9	185	4/5/99	24	4	Michigan State	Hamilton, OH	T-Jax-21
	36	Tristin McCollum	S	6-3	195	5/3/99	24	1	Sam Houston State	Galveston, TX	FA-23
	37	Kelee Ringo	CB	6-2	207	6/27/02	21	R	Georgia	Tacoma, WA	D4-23
	38	Greedy Williams	CB	6-2	185	12/3/97	25	5	LSU	Shreveport, LA	FA-Cle-23
	39	Eli Ricks	CB	6-2	188	9/26/01	21	R	Alabama	Rancho Cucamonga, CA	UDFA-23
42	K'Von Wallace	S	5-11	205	7/25/97	26	4	Clemson	Highland Springs, VA	D4a-20	
43	Mekhi Garner	CB	6-2	212	1/11/00	23	R	LSU	Mesquite, TX	UDFA-23	
ST	4	Jake Elliott	K	5-9	167	1/21/95	28	7	Memphis	La Grange, IL	PS-Cin-17
	10	Arryn Siposs	P	6-2	212	11/25/92	30	3	Auburn	Melbourne, Australia	FA-21
	45	Rick Lovato	LS	6-2	249	9/9/92	30	7	Old Dominion	Middletown, NJ	FA-16
	49	Ty Zentner	P	6-2	199	6/7/98	25	R	Kansas State	Topeka, KS	UDFA-23





HOW ACQUIRED		
Year	Player	Acq
2010	Brandon Graham	D1
2011	Jason Kelce	D6a
2012	Fletcher Cox	D1
2013	Lane Johnson	D1
2016	Rick Lovato	FA
2017	Derek Barnett	D1
	Jake Elliott	PS-Cin
2018	Dallas Goedert	D2
	Avonte Maddox	D4a
	Josh Sweat	D4b
	Jordan Mailata	D7
	Boston Scott	PS-NO
2019	Greg Ward	FA
	Sua Opeta	UDFA
2020	Jalen Hurts	D2
	Davion Taylor	D3
	K'Von Wallace	D4a
	Jack Driscoll	D4b
	Shaun Bradley	D6a
	Quez Watkins	D6b
	Darius Slay	T-Det
	Brett Toth	W-Ari
2021	DeVonta Smith	D1
	Landon Dickerson	D2
	Milton Williams	D3
	Zech McPhearson	D4
	Kenneth Gainwell	D5
	Marlon Tuipulotu	D6a
	Tarron Jackson	D6b
	Patrick Johnson	D7
	Christian Elliss	FA
	Tyree Jackson	FA
	Arryn Siposs	FA
	Jack Stoll	UDFA
	Josiah Scott	T-Jax
2022	Jordan Davis	D1
	Cam Jurgens	D2
	Nakobe Dean	D3
	Kyron Johnson	D6a
	Grant Calcaterra	D6b
	Haason Reddick	FA-Car
	Devon Allen	FA
	James Bradberry	FA
	Tyrie Cleveland	FA
	Fred Johnson	FA
	Roderick Johnson	FA
	Tyrese Robinson	FA
	Cameron Tom	FA
	Reed Blankenship	UDFA
	Kennedy Brooks	UDFA
	Britain Covey	UDFA
	Noah Elliss	UDFA
	Mario Goodrich	UDFA
	Josh Jobe	UDFA
	Josh Sills (EX)	UDFA
	A.J. Brown	T-Ten
	Ian Book	W-NO
	Trey Sermon	W-SF
	Janarius Robinson	PS-Min
2023	Jalen Carter	D1a
	Nolan Smith	D1b
	Tyler Steen	D3a
	Sydney Brown	D3b
	Kelee Ringo	D4
	Tanner McKee	D6
	Moro Ojomo	D7
	Dan Arnold	FA-Jax
	Terrell Edmunds	FA-Pit
	Justin Evans	FA-NO
	Dennis Kelly	FA-Ind
	Nicholas Morrow	FA-Chi
	Rashaad Penny	FA-Sea
	Kentavious Street	FA-NO
	Greedy Williams	FA-Cle
	Olamide Zaccheaus	FA-Atl
	Julian Good-Jones	FA
	Dalton Keene	FA
	Marcus Mariota	FA
	Tristin McCollum	FA
	Charleston Rambo	FA
	Mekhi Garner	UDFA
	Jadon Haselwood	UDFA
	Joseph Ngata	UDFA
	Chim Okorafor	UDFA
	Trevor Reid	UDFA
	Eli Ricks	UDFA
	Brady Russell	UDFA
	Ben VanSumeren	UDFA
	Ty Zentner	UDFA
	D'Andre Swift	T-Det

BY DRAFT ROUND			
Rd	Player	Team	Year
1st	Brandon Graham	Phi	2010
	Fletcher Cox	Phi	2012
	Lane Johnson	Phi	2013
	Marcus Mariota	Ten	2015
	Derek Barnett	Phi	2017
	Haason Reddick	Car	2017
	Rashaad Penny	Sea	2017
	Terrell Edmunds	Pit	2018
	DeVonta Smith	Phi	2021
	Jordan Davis	Phi	2022
	Jalen Carter	Phi	2023
	Nolan Smith	Phi	2023
2nd	Darius Slay	Det	2013
	James Bradberry	Car	2016
	Justin Evans	TB	2017
	Dallas Goedert	Phi	2018
	A.J. Brown	Ten	2019
	Greedy Williams	Cle	2019
	Jalen Hurts	Phi	2020
	D'Andre Swift	Det	2020
	Landon Dickerson	Phi	2021
	Cam Jurgens	Phi	2022
3rd	Dalton Keene	NE	2020
	Davion Taylor	Phi	2020
	Trey Sermon	SF	2021
	Milton Williams	Phi	2021
	Nakobe Dean	Phi	2022
	Sydney Brown	Phi	2023
	Tyler Steen	Phi	2023
4th	Avonte Maddox	Phi	2018
	Kentavious Street	SF	2018
	Josh Sweat	Phi	2018
	Jack Driscoll	Phi	2020
	Josiah Scott	Jax	2020
	K'Von Wallace	Phi	2020
	Ian Book	NO	2021
	Zech McPhearson	Phi	2021
	Janarius Robinson	Min	2021
	Kelee Ringo	Phi	2023
5th	Dennis Kelly	Phi	2012
	Jake Elliott	Cin	2017
	Roderick Johnson	Cle	2017
	Kenneth Gainwell	Phi	2021
6th	Jason Kelce	Phi	2011
	Boston Scott	NO	2018
	Shaun Bradley	Phi	2020
	Quez Watkins	Phi	2020
	Tarron Jackson	Phi	2021
	Marlon Tuipulotu	Phi	2021
	Grant Calcaterra	Phi	2022
	Kyron Johnson	Phi	2022
	Tanner McKee	Phi	2023
7th	Jordan Mailata	Phi	2018
	Tyrie Cleveland	Den	2020
	Patrick Johnson	Phi	2021
	Moro Ojomo	Phi	2023
FA	Rick Lovato	Chi	2015
	Dan Arnold	NO	2017
	Nicholas Morrow	Oak	2017
	Cameron Tom	NO	2017
	Greg Ward	Phi	2017
	Tyree Jackson	Buf	2019
	Fred Johnson	Pit	2019
	Sua Opeta	Phi	2019
	Brett Toth	Phi	2019
	Olamide Zaccheaus	Atl	2019
	Julian Good-Jones	Phi	2020
	Arryn Siposs	Det	2020
	Christian Elliss	Min	2021
	Jack Stoll	Phi	2021
	Devon Allen	Phi	2022
	Reed Blankenship	Phi	2022
	Kennedy Brooks	Phi	2022
	Britain Covey	Phi	2022
	Noah Elliss	Phi	2022
	Mario Goodrich	Phi	2022
	Josh Jobe	Phi	2022
	Tristin McCollum	Hou	2022
	Charleston Rambo	Car	2022
	Tyrese Robinson	Was	2022
	Josh Sills (EX)	Phi	2022
	Mekhi Garner	Phi	2023
	Jadon Haselwood	Phi	2023
	Joseph Ngata	Phi	2023
	Chim Okorafor	Phi	2023
	Trevor Reid	Phi	2023
	Eli Ricks	Phi	2023
	Brady Russell	Phi	2023
	Ben VanSumeren	Phi	2023
	Ty Zentner	Phi	2023

BY EXPERIENCE			
Player	Exp	G/S	w/Phi
Brandon Graham	14	178/104	
Jason Kelce	13	176/176	
Fletcher Cox	12	173/167	
Lane Johnson	11	127/127	
Dennis Kelly	11	130/54	30/15
Darius Slay	11	151/141	48/47
James Bradberry	8	109/108	17/17
Marcus Mariota	8	87/74	0/0
Derek Barnett	7	65/45	
Jake Elliott	7	96/0	
Rick Lovato	7	105/0	101/0
Haason Reddick	7	97/64	17/17
Dan Arnold	6	59/11	0/0
Terrell Edmunds	6	79/75	0/0
Justin Evans	6	39/25	0/0
Dallas Goedert	6	69/52	
Avonte Maddox	6	60/36	
Jordan Mailata	6	45/40	
Nicholas Morrow	6	79/46	0/0
Rashaad Penny	6	42/11	0/0
Josh Sweat	6	71/32	
A.J. Brown	5	60/52	17/15
Fred Johnson	5	28/8	0/0
Roderick Johnson	5	29/6	0/0
Boston Scott	5	60/12	
Kentavious Street	5	52/4	0/0
Cameron Tom	5	13/1	0/0
Brett Toth	5	17/1	
Greedy Williams	5	39/21	0/0
Olamide Zaccheaus	5	55/23	0/0
Shaun Bradley	4	45/1	
Tyrie Cleveland	4	23/0	0/0
Jack Driscoll	4	37/16	
Jalen Hurts	4	45/34	
Sua Opeta	4	25/4	
Josiah Scott	4	35/4	29/4
D'Andre Swift	4	40/16	0/0
K'Von Wallace	4	45/7	
Greg Ward	4	40/13	
Quez Watkins	4	40/20	
Ian Book	3	1/1	0/0
Landon Dickerson	3	31/30	
Kenneth Gainwell	3	33/1	
Tarron Jackson	3	21/0	
Tyree Jackson	3	14/3	
Patrick Johnson	3	33/2	
Dalton Keene	3	6/0	0/0
Zech McPhearson	3	33/1	
Janarius Robinson	3	0/0	
Trey Sermon	3	11/2	2/0
Arryn Siposs	3	30/0	
DeVonta Smith	3	34/33	
Jack Stoll	3	33/16	
Davion Taylor	3	21/7	
Marlon Tuipulotu	3	14/1	
Milton Williams	3	34/2	
Reed Blankenship	2	10/4	
Grant Calcaterra	2	15/2	
Britain Covey	2	17/0	
Jordan Davis	2	13/5	
Nakobe Dean	2	17/0	
Christian Elliss	2	7/0	
Noah Elliss	2	0/0	
Josh Jobe	2	11/0	
Kyron Johnson	2	16/0	
Cam Jurgens	2	17/0	
Josh Sills (EX)	2	1/0	
Devon Allen	1	0/0	
Kennedy Brooks	1	0/0	
Julian Good-Jones	1	0/0	
Mario Goodrich	1	0/0	
Tristin McCollum	1	0/0	
Charleston Rambo	1	0/0	
Tyrese Robinson	1	0/0	
Sydney Brown	R	0/0	
Jalen Carter	R	0/0	
Mekhi Garner	R	0/0	
Jadon Haselwood	R	0/0	
Tanner McKee	R	0/0	
Joseph Ngata	R	0/0	
Moro Ojomo	R	0/0	
Chim Okorafor	R	0/0	
Trevor Reid	R	0/0	
Eli Ricks	R	0/0	
Kelee Ringo	R	0/0	
Brady Russell	R	0/0	
Nolan Smith	R	0/0	
Tyler Steen	R	0/0	
Ben VanSumeren	R	0/0	
Ty Zentner	R	0/0	





## JANUARY

- ▶ **01/13/23** - Signed OL **Julian Good-Jones** to reserve/future contract
- ▶ **01/18/23** - Signed DB **Tristin McCollum** to reserve/future contract
- ▶ **01/19/23** - Signed RB **Kennedy Brooks** to reserve/future contract
- ▶ **01/20/23** - Signed TE **Dalton Keene** to reserve/future contract
- ▶ **01/24/23** - Signed T **Jarrid Williams** to reserve/future contract

## FEBRUARY

- ▶ **02/10/23** - Signed S **Marquise Blair** to reserve/future contract
- ▶ **02/16/23** - Signed the following players to reserve/future contracts: WR **Devon Allen**, WR **Tyrie Cleveland**, DB **Mario Goodrich**, DE **Tarron Jackson**, T **Fred Johnson**, T **Roderick Johnson**, DE **Matt Leo**, G **Sua Opeta**, G **Tyrese Robinson**, LB **Davion Taylor**, WR **Greg Ward** and DT **Marvin Wilson**
- ▶ **02/17/23** - Signed DB **Andre Chachere** and C **Cameron Tom** to reserve/future contracts

## MARCH

- ▶ **03/09/23** - Released T/G **Brett Toth**
- ▶ **03/10/23** - Agreed to terms with DE **Brandon Graham** on 1-year contract
- ▶ **03/13/23** - Agreed to terms with T/G **Brett Toth** on 1-year contract
- ▶ **03/14/23** - Agreed to terms with C **Jason Kelce** on 1-year contract
- ▶ **03/15/23** - Agreed to terms with RB **Rashaad Penny** on 1-year contract ... Agreed to terms with CB **James Bradberry** on 3-year contract ... Signed RB **Boston Scott** to 1-year contract
- ▶ **03/16/23** - Signed DT **Fletcher Cox** to 1-year contract ... Signed CB **Darius Slay** to 2-year contract extension
- ▶ **03/18/23** - Agreed to terms with CB **Greedy Williams** on 1-year contract
- ▶ **03/20/23** - Agreed to terms with QB **Marcus Mariota** on 1-year contract
- ▶ **03/21/23** - Agreed to terms with S **Justin Evans** on 1-year contract ... Agreed to terms with LB **Nicholas Morrow** on 1-year contract
- ▶ **03/24/23** - Signed S **Terrell Edmunds** to 1-year contract ... Signed T **Lane Johnson** to new contract
- ▶ **03/30/23** - Agreed to terms with DT **Kentavious Street** on 1-year contract

## APRIL

- ▶ **04/17/23** - Agreed to terms with QB **Jalen Hurts** on 5-year contract extension
- ▶ **04/20/23** - Agreed to terms with WR **Olamide Zaccheaus** on 1-year contract
- ▶ **04/24/23** - Signed exclusive rights tender with TE **Tyree Jackson** ... Waived S **Marquise Blair**
- ▶ **04/27/23** - Agreed to swap 2023 pick No. 94 and a 2024 5th-round pick to Arizona for 2023 pick No. 66 ... Traded 2023 1st-round pick (No. 10 overall) and one 2024 4th-round pick to Chicago in exchange for 2023 1st-round pick (No. 9 overall) ... Selected DT **Jalen Carter** with 9th overall pick ... Selected LB **Nolan Smith** with 30th overall pick
- ▶ **04/28/23** - Traded a 2023 2nd-round pick (No. 62 overall) to Houston in exchange for a 2023 3rd-round pick (No. 65 overall), a 2023 6th-round pick (No. 188 overall) and 2023 7th-round pick (No. 230 overall) ... Selected G **Tyler Steen** with the 65th overall pick ... Selected S **Sydney Brown** with the 66th overall pick
- ▶ **04/29/23** - Traded a 2024 3rd-round pick to Houston in exchange for a 2023 4th-round pick (No. 105 overall) ... Selected CB **Kelee Ringo** with the 105th overall pick ... Agreed to trade a 2025 4th-round pick and a 2023 7th-round pick (No. 219 overall) to Detroit in exchange for RB **D'Andre Swift** and a 2023 7th-round pick (No. 249 overall) ... Traded a pair of 2023 7th-round picks (Nos. 230 and 248 overall) to Houston in exchange for a 2023 6th-round pick (No. 191 overall) ... Waived DT

**Marvin Wilson** ... Traded a 2023 6th-round pick (No. 191 overall) to Tampa Bay in exchange for a 2024 5th-round pick ... Selected QB **Tanner McKee** with the 188th overall pick ... Selected DT **Moro Ojomo** with the 249 overall pick

## MAY

- ▶ **05/04/23** - Signed DT **Jalen Carter**, QB **Tanner McKee** and DT **Moro Ojomo**
- ▶ **05/05/23** - Agreed to terms with TE **Dan Arnold** ... Signed the following UDFA's: CB **Mekhi Garner**, WR **Jadon Haselwood**, WR **Joseph Ngata**, T **Chim Okorafor**, T **Trevor Reid**, CB **Eli Ricks**, TE **Brady Russell**, LB **Ben VanSumeren** and P **Ty Zentner**
- ▶ **05/08/23** - Waived S **Andre Chachere**
- ▶ **05/16/23** - Signed WR **Charleston Rambo** ... Released T **Jarrid Williams**
- ▶ **05/18/23** - Signed S **Sydney Brown** and G **Tyler Steen**
- ▶ **05/22/23** - Signed LB **Nolan Smith**

## JULY

- ▶ **07/17/23** - Signed CB **Kelee Ringo**
- ▶ **07/25/23** - Signed T **Dennis Kelly** to 1-year contract ... Placed DE **Matt Leo** on Reserve/Retired



# FRONT OFFICE & COACHING STAFF



**FRONT OFFICE & COACHING STAFF**

**PLAYER BIOS**

**2022 EAGLES STATISTICS**

**RECORD BOOK**

**ALL-TIME RESULTS**

**ALL-TIME ROSTERS**

**HONORS & HISTORY**

**YEAR-BY-YEAR STATISTICS**

**OFF THE FIELD**



# JEFFREY LURIE

## CHAIRMAN AND CHIEF EXECUTIVE OFFICER



NFC East Championships (10): '01 • '02 • '03 • '04 • '06 • '10 • '13 • '17 • '19 • '22

NFC Championship Games (7): '01 • '02 • '03 • '04 • '08 • '17 • '22 Super Bowl Appearances (3): '04 • '17 • '22

**SUPER BOWL CHAMPION: 2017 (LII)**

Jeffrey Lurie embarks on his 30th season as Chairman and Chief Executive Officer of the Philadelphia Eagles. Lurie purchased the franchise on May 6, 1994, and instituted an organizational infrastructure that reflects the pride and passion of the region, where tireless work ethic and innovation deeply coincides with consistent results. His commitment to excellence has launched an unprecedented era of success, including the first Super Bowl Championship in team history, when the Philadelphia Eagles defeated the New England Patriots, 41-33, in **Super Bowl LII** on February 4, 2018.

Today regarded among the most prominent franchises in professional sports, the Eagles began their ascent during the first full year of Lurie's ownership in 1995 and have since grown into a customary presence in the NFL's postseason. The Eagles are one of five teams with three Super Bowl appearances (XXXIX, LII and LVII) since 2004 and lead the NFC (second overall) in conference title games (seven) dating back to 2001. Notably, 25 percent of Lurie's full years of ownership have resulted in at least conference championship appearances, with that number increasing to 32 percent since the 2001 campaign. In addition, the Eagles have earned 10 of their 12 all-time NFC East Championships since 2001, which leads the division in that span.

Overall, the Philadelphia Eagles have made the playoffs 17 times under Lurie's direction and are tied for the third-most postseason bids in the NFL since the turn of the century (15), including trips in five of the last six seasons (2017-19, 2021-22). During that stretch, the Eagles became the fourth franchise to win a Super Bowl and then follow it with back-to-back playoff appearances since 1994, when the salary cap was introduced. Moreover, including the postseason, the Eagles have recorded the sixth-highest winning percentage (.585, 233-165-2) in the NFL since 2000.

Lurie's blueprint for success has had a profound impact on the field, leading to a greater overall winning percentage (.554, 275-221-3), more play-

off games (33), and more playoff victories (17) than all previous ownership groups combined. That model, however, is not just limited to football, as the Philadelphia Eagles organization has wholly embraced a championship mentality in all aspects of its operations, especially in the community.

### EAGLES AUTISM FOUNDATION

A thoughtful and compassionate philanthropist who has family ties to autism, Lurie is dedicated to raising critical research funds for the developmental disorder and has leveraged his resources as a professional sports owner to turn autism awareness into action.

In 2019, Lurie expanded on this commitment by launching the team's signature charitable initiative, the Eagles Autism Foundation, which has since raised over \$22 million to help drive scientific breakthroughs and establish Philadelphia as a major center for autism research and care.

Through the Eagles Autism Foundation, the organization is viewed nationally as a progressive leader in the autism community. Most notably, the Eagles Autism Challenge presented by Lincoln Financial Group, which is the foundation's annual cycling and 5K run/walk event, contributes 100 percent of the participant-raised funds toward groundbreaking and exploratory work in the field of autism, including a record \$6.2 million in 2023.

To ensure the most transformational projects are supported, Lurie organizes a nationally recognized independent peer review panel each year that is tasked with evaluating and approving submitted proposals. A total of 84 research projects and community grants have been funded.

In addition, the Eagles became one of the first sports franchises in the country to build a state-of-the-art sensory room, presented by the Children's Hospital of Philadelphia, and received Sensory Inclusive Certification for Lincoln Financial Field in partnership with Kulture City. The Eagles also became







**Favorite area restaurants:** Barclay Prime, Estia, Nomad, Pizzeria Beddia, Sagami, Saraya, Tequilas, Tinto, Vernick and Vietnam ... **Favorite Philadelphia breakfast spot:** Honey's Sit N Eat ... **Favorite music:** Ranges from The Doors to Bob Marley to Shakira ... **First concert attended:** Beach Boys ... **Favorite player growing up:** Bobby Orr ... **Favorite all-time movies:** *The Great Escape*, *The Godfather Part II*, *Silver Linings Playbook* and *Lion* ... **Favorite all-time TV shows:** *Hogan's Heroes*, *The Fugitive* and *24* ... **Favorite recent movies and TV shows:** *Coda*, *Summer of Soul*, *Extraordinary Attorney Woo* and *My Octopus Teacher* ... **Favorite books:** *When Breath Becomes Air*, *The Kite Runner* and *Sapiens: A Brief History of Humankind* ... **Favorite dog breeds:** Bernese Mountain Dog, Golden Doodle and Wheaten Terrier

**EAGLES SUPER BOWL NOTES**

The Philadelphia Eagles are one of five NFL teams with three Super Bowl appearances (XXXIX, LII and LVII) since the 2004 season, joining the New England Patriots (seven), Kansas City Chiefs (three), Pittsburgh Steelers (three) and Seattle Seahawks (three).

The Eagles are one of four teams to win a Super Bowl and then follow it with back-to-back playoff appearances since 1994, when the NFL's salary cap was introduced (also New England, San Francisco and Seattle).

**MOST CONFERENCE TITLE GAMES SINCE 2001**

Rk	Team	Total
1.	New England Patriots.....	13
2.	<b>Philadelphia Eagles</b> .....	<b>7</b>
3t.	Green Bay Packers.....	6
	Pittsburgh Steelers.....	6
	San Francisco 49ers .....	6

**MOST NFC EAST CHAMPIONSHIPS SINCE 2001**

Rk	Team	Total
1.	<b>Philadelphia Eagles</b> .....	<b>10</b>
2.	Dallas Cowboys.....	6
3t.	New York Giants .....	3
	Washington.....	3

**MOST PLAYOFF APPEARANCES SINCE 2000**

Rk	Team	Total
1.	New England Patriots.....	18
2.	Green Bay Packers .....	16
3t.	<b>Philadelphia Eagles</b> .....	<b>15</b>
	Indianapolis Colts.....	15
	Seattle Seahawks .....	15

the first professional sports team to partner with Popcorn for the People, a non-profit organization that is devoted to creating meaningful employment for those with autism and developmental disabilities.

On May 8, 2019, Lurie was presented the Commitment to Cures Award by the American Brain Foundation for his ongoing work to find cures for neurodevelopmental diseases and disorders.

Lurie is a director of the NLM Family Foundation, which commits significant resources to autism research and education. He also established the Lurie Family Foundation to strengthen efforts toward autism research.

**CHAMPIONS IN THE COMMUNITY**

Under Lurie's ownership, the Philadelphia Eagles' dedication to serving the community has manifested in a variety of ways, as the organization continues to set a powerful example within professional sports.

In response to the COVID-19 pandemic, the Eagles contributed \$1 million in donations to help relief efforts in Philadelphia, focusing on providing critical assistance to the well-being of essential healthcare workers and their families, as well as supporting local businesses. The Eagles also hosted numerous community blood drives and vaccination clinics at Lincoln Financial Field. Additionally, Lurie personally donated \$1 million to Penn Medicine to establish the COVID-19 Immunology Defense Fund.

Over the past six years, the Eagles Social Justice Council, which is a committee of select players and Eagles staff, has awarded more than \$2 million to local organizations working to improve education, mentoring, health services, criminal justice reform, reentry programs, and workplace development.

In 2018, Lurie was recognized by the Fritz Pollard Alliance with the Paul "Tank" Younger Award, which is annually granted to an NFL executive, coach, or owner who promotes gender and racial diversity. As a result of his efforts to foster civic responsibility throughout the organization, Lurie was the recipient of the Torch of Liberty Award conferred by the Anti-Defamation League of Philadelphia and was honored by Philadelphia's Operation Understanding, an acclaimed group that advances interracial harmony among future leaders of the African American and Jewish communities.

Go Green, a groundbreaking initiative launched by the Eagles in 2003, aims to reduce the organization's footprint on the environment and creates programs that improve quality of life in the Philadelphia area. In December 2018, Lincoln Financial Field was awarded LEED Gold certification by the U.S. Green Building Council. On top of that, the Eagles became the first professional sports team in the world to receive the prestigious ISO 20121 Event Sustainability Management System certification.

One of Lurie's first philanthropic endeavors was the creation of the Eagles Youth Partnership in 1995. For 20 years, the organization's charitable wing served over 50,000 at-risk children in the Philadelphia region, focusing on health and education programming. In 2015, Lurie oversaw the Eagles Youth Partnership's transition to the Eagles Charitable Foundation. Its signature program, the Eagles Eye Mobile, today provides children with greater access to vision care in partnership with Vision to Learn.

The Eagles have conducted community-changing playground builds in Philadelphia for the past 25 years, maintaining a belief that every child deserves a safe place to play and learn. The entire organization – including players, coaches, and staff – contributes to the installation of a large play structure, a mini-turf field, colorful murals, and mosaic tables.

In 2011, in acknowledgment of their community efforts as well as their Tackling Breast Cancer and Go Green campaigns, the Eagles were presented with the coveted Sports Team of the Year Award by *Beyond Sport*.

**PROGRESSIVE LEADERSHIP**

Widely considered one of the most progressive owners in professional sports, Lurie embraces innovative thought. His commitment to enhancing every element of the organization through forward-thinking decisions has been a hallmark of his tenure as Chairman and Chief Executive Officer.

Lurie invests in both people and ideas. Throughout his ownership, he has gone beyond traditional football practices by focusing on infusing talented individuals from other industries into the Eagles' business operations. As a result, the Philadelphia Eagles have become a leader in professional sports





with regards to gender diversity in the workplace.

The Eagles’ organic effort toward staying ahead of the curve and mining for value where others may not see it has also been fundamental to the football team’s success over the years.

During the 2021 offseason, Lurie hired a 39-year-old first-time head coach in **Nick Sirianni** – the second-youngest head coach in Eagles history – following a highly productive, three-year stint as the Indianapolis Colts’ offensive coordinator. Sirianni has directed playoff campaigns in each of his first two seasons in Philadelphia, including a record-breaking 14-3 campaign in 2022 that culminated with an appearance in Super Bowl LVII.

**Doug Pederson** was hired by the Eagles as a first-time head coach in 2016. In his second season at the helm, Pederson led the team to its first Super Bowl Championship in franchise history when the Philadelphia Eagles outdueled the New England Patriots in **Super Bowl LII**.

In 1999, Lurie found a match with former Green Bay Packers quarterbacks coach **Andy Reid**, who at 40 years old took on a lead role for the first time in his career and was the second-youngest head coach in the NFL at the time of his hiring. Reid enjoyed a 14-year stay with Philadelphia (franchise record) and became the winningest head coach (140-102-1, .578 – including playoffs) in Eagles history. Named the 2002 NFL Coach of the Year by the *Associated Press*, Reid led the team to nine postseasons, which included five conference title games and an appearance in Super Bowl XXXIX.

Lurie’s first head coaching hire, **Ray Rhodes**, came to Philadelphia in 1995 as just the third African American head coach in modern NFL history. In his first season with the Eagles, Rhodes guided the team to a 10-6 record and playoff berth and earned *AP* NFL Coach of the Year honors.

Lurie is the fourth individual owner in NFL history to have three different head coaches reach the Super Bowl. Overall, each of his first five head coaching hires have earned postseason trips within their first two seasons.

Lurie, who was named NFL Owner of the Year by *Sporting News* in 1995 and by *Pro Football Insider* in 2000, currently serves on numerous NFL committees, including the Finance Committee, Media Committee, and International Committee.

**BUILDING A NEW HOME**

After purchasing the Eagles, Lurie recognized that the organization’s facilities needed a total reconstruction, which required the design and relocation of its office headquarters, practice facility, and stadium. He immediately committed to providing the franchise with everything it needed to succeed and constructed two state-of-the-art facilities in South Philadelphia – the NovaCare Complex (2001) and Lincoln Financial Field (2003).

Although Lincoln Financial Field was erected to house its main tenant, the Philadelphia Eagles, Lurie also created a destination that could hold a wide variety of events. Fittingly, the first ticketed event at the new stadium was a soccer match between Manchester United and FC Barcelona in August 2003, followed by a Bruce Springsteen concert soon after.

Since then, Lincoln Financial Field has evolved with an ever-changing entertainment landscape and underwent a two-year, \$125 million revitalization in 2013. Over the years, the venue has hosted high-profile events including sold-out concerts, national and international soccer matches, the NCAA Lacrosse Championships, the Army-Navy game, Monster Jam, Temple University football games, and will host the FIFA World Cup matches in 2026.

**FILM CAREER**

Prior to purchasing the Philadelphia Eagles, Lurie joined General Cinema Corporation, a major movie theater company founded by his grandfather, Philip Smith. Two years later, he started Chestnut Hill Productions and produced a variety of films. In 2008, Lurie established Screen Pass Pictures and served as an executive producer of *Inside Job*, the 2010 documentary film, which earned the Academy Award for Best Documentary Feature, and *Inocente*, which earned an Academy Award for Best Short Documentary in 2013. Most recently, Lurie formed Play/Action Pictures to produce socially impactful documentary films, including *Totally Under Control* (2020), *Summer of Soul (Or, When the Revolution Could Not Be Televised)* (2021), *MLK/FBI* (2020), and *The Meaning of Hitler* (2020). Most recently, *Summer of Soul*

MOST PLAYOFF VICTORIES SINCE 2000		
Rk	Team	Total
1.	New England Patriots.....	30
2t.	<b>Philadelphia Eagles</b> .....	<b>16</b>
	Baltimore Ravens.....	16
4.	Pittsburgh Steelers.....	15
5t.	Green Bay Packers .....	14
	Seattle Seahawks .....	14

HIGHEST WINNING PERCENTAGE SINCE 2000			
Rk	Team	W-L	Pct
1.	New England Patriots.....	292-120.....	.709
2.	Pittsburgh Steelers.....	250-144-3 .....	.634
3.	Green Bay Packers .....	245-152-2 .....	.617
4.	Indianapolis Colts.....	234-162-1 .....	.591
5.	Baltimore Ravens.....	235-163.....	.590
6.	<b>Philadelphia Eagles</b> .....	<b>233-165-2.....</b>	<b>.585</b>

(including playoffs)

MOST WINNING SEASONS SINCE 1995		
Rk	Team	Total
1.	New England Patriots.....	23
2t.	Green Bay Packers .....	21
	Pittsburgh Steelers.....	21
4.	Indianapolis Colts .....	19
5t.	<b>Philadelphia Eagles</b> .....	<b>18</b>
	Kansas City Chiefs.....	18



earned the Academy Award for Best Documentary Feature in 2022, along with a Peabody Award and Grammy award for Best Music Film.

**PERSONAL**

Lurie’s passion and love of sports began when he was a young boy growing up outside of Boston. Lurie became an avid fan of the NFL after watching the first ever sudden-death overtime NFL Championship between the Baltimore Colts and New York Giants with his father in 1958.

Prior to entering business, Lurie served as an adjunct assistant professor of social policy at Boston University. He earned a B.A. from Clark University, a master’s in psychology from Boston University, and a Ph.D. in social policy from Brandeis University. Lurie served as Clark University’s commencement speaker to the graduating class in May 2019.

Born on September 8, 1951, Lurie has two children. He resides in the Philadelphia area with his wife, Tina. In his free time, he enjoys traveling, golfing, tennis, movies, music, and discovering great restaurants.



# DON SMOLENSKI

## PRESIDENT

**NFL Experience:** 26th Year (26th with Eagles)  
**College:** Amherst College **Hometown:** Pittsford, NY



**SUPER BOWL CHAMPION: 2017 (LII)**

**Don Smolenski**, now in his 26th season with the organization, was named team president in 2012 after originally joining the team in 1998 as chief financial officer. He served as senior vice president/chief financial officer from 2001-10 and then as the team's chief operating officer from 2010-12.

As president, Smolenski directs the club's business and strategic efforts, including sales, marketing, communications, and operations. He has played a key role in significant projects from the construction of Lincoln Financial Field to the club's internationally recognized environmental and philanthropic programs. Smolenski has infused energy and creativity throughout the organization with his engaging leadership style. In 2015, he was named to the Most Admired CEOs list by the *Philadelphia Business Journal*. Under his direction, the Eagles were recognized as a "Top Workplace" by Philly.com in 2012, 2014, 2016, 2018, 2020, and 2022.

During his time as the team's president, Smolenski and the Eagles celebrated their first Super Bowl victory in franchise history after defeating the New England Patriots, 41-33, in **Super Bowl LII**.

In his first year as president, Smolenski spearheaded a two-year, \$125 million Lincoln Financial Field revitalization project that added 1,600 seats, HD video boards, and graphics paying tribute to the team's history. In 2019, Smolenski's leadership was instrumental to the Lincoln Financial Group naming rights extension, which stands as one of the longest stadium naming rights relationships in the NFL. Over the years, Lincoln Financial Field has hosted high-profile events, including sold-out concerts, national and international soccer matches, the NCAA Lacrosse Championships, the Army-Navy Game, the NHL Stadium Series, Monster Jam, Temple University football, and more. In June 2022, Lincoln Financial Field was selected as a FIFA World Cup 2026 host venue, becoming one of 16 stadiums across the United States, Canada, and Mexico to earn the prestigious honor.

As part of Smolenski's commitment to offering guests a safe, clean, and friendly experience at Lincoln Financial Field, the Eagles were credited with a SAFETY Act designation in August 2020, one of the highest levels of accreditation offered by the U.S. Department of Homeland Security. One month later, Lincoln Financial Field achieved the distinguished Global Biorisk Advisory Council STAR accreditation for implementing stringent protocols for cleaning, disinfection, and infectious disease prevention.

Smolenski plays an important role in the team's environmental initiatives. As a result of their Go Green program, which features the NFL's largest solar array with 10,456 panels, the Eagles have emerged as a leader in environmental stewardship. Lincoln Financial Field is LEED Gold certified and the Eagles are the first professional sports team to earn ISO 20121 certification. In June 2021, the Eagles entered into a landmark, first-of-its-kind partnership with Ocean Conservancy and The Ocean Foundation to offset team travel through seagrass and mangrove restoration in Puerto Rico.

In 2018, Smolenski helped launch the Eagles Autism Challenge, a one-day bike ride and family-friendly 5K run/walk dedicated to raising funds for cutting-edge autism research and care programs. In 2019, the team's signature fundraising event expanded and led to the formation of the Eagles Autism Foundation, a new charitable endeavor that unified the team's various autism activities into one organization. Through its mission to turn autism awareness into action, the Eagles became one of the first sports franchises to build a state-of-the-art sensory room in its home stadium, have partnered

with organizations to help combat the unemployment rate in the autism community, and have even leveraged home games and open practices to drive critical funds. The Eagles Autism Challenge celebrated a record-breaking year in 2023, raising more than \$6.2 million for the cause and bringing the total raised to \$22 million since 2018.

As an extension of the team's ongoing inclusion efforts, the Eagles made an unprecedented \$100,000 contribution in 2022 to help increase access to female-specific sports equipment. The sizeable donation translated into 6,000 sports bras, which were enough to equip every female athlete in need in The School District of Philadelphia. The success of this initiative then led to the formation of a long-term partnership with Operation Warm to design, manufacture, and distribute 30,000 sports bras throughout the tri-state area.

Furthering Smolenski and the team's mission to knock down barriers that stand in the way of young girls participating in sports, the Eagles launched a girls flag football league in 2022. The program, which initially started with 16 schools and grew to 52 in 2023, sets out to make girls flag an officially sanctioned high school sport in the state of Pennsylvania.

In 2013, Smolenski helped launch the Eagles Care initiative, which has forged strategic partnerships with 30 area-based nonprofits in an effort to help strengthen the core work of each charitable organization.

In addition to his leadership roles within the Eagles organization, Smolenski co-chairs the Children's Hospital of Philadelphia's Corporate Council, is a member of the Greater Philadelphia Chamber of Commerce Board and FM Global Advisory Board, and is involved in the city's FIFA World Cup planning efforts as a member of the Philadelphia Soccer 2026 Board.

In 2019, Smolenski was appointed chair of the PHL Sports Advisory Board. PHL Sports is a business development division of the Philadelphia Convention and Visitors Bureau (PHLCVB), which brings together the area sports community to attract major events to Philadelphia. In 2017, in partnership with PHL Sports, Smolenski assisted in bringing the NFL Draft back to Philadelphia for the first time since 1961.

Smolenski serves as the vice president and treasurer of the Eagles Autism Foundation, as well as treasurer of the Eagles Charitable Foundation, which provides area-based children with greater access to vision care.

Before joining the Eagles, Smolenski served as chief financial officer for the International Hockey League, where he oversaw all league financial matters and played an integral role in growing the league from 12 to 19 teams.

Smolenski began his career as a public accountant with Arthur Andersen.

An outdoor enthusiast, Smolenski has completed the Detroit, Pittsburgh, and Boston Marathons. He earned a bachelor's degree in biology from Amherst College and a master's degree in accounting. Don and his wife, Karen, have two sons, Jake and Shane.







# HOWIE ROSEMAN

## EXECUTIVE VICE PRESIDENT/GENERAL MANAGER



**NFL Experience:** 24th Year (24th with Eagles)

**College:** Florida, Fordham **Hometown:** Brooklyn, NY

**SUPER BOWL CHAMPION:** 2017 (LII) **NFL EXECUTIVE OF THE YEAR:** 2017 (SPORTING NEWS, PFWA), 2022 (PFWA)

A two-time NFL Executive of the Year and architect of the first Super Bowl championship in franchise history, Executive Vice President/General Manager **Howie Roseman** enters his 24th year with the Philadelphia Eagles. After working his way up through the Eagles' football operations and scouting departments, Roseman has cemented himself as one of the most accomplished and respected front office executives in the league.

Roseman has greatly impacted decades of sustained success in Philadelphia. Since he was hired in 2000, the Eagles are tied for the second-most playoff victories (16) and third-most postseason berths (15) in the NFL, which includes a division-leading 10 NFC East crowns in that span. Philadelphia also ranks second in the league with seven conference title games since 2001.

One of just four general managers to receive multiple NFL Executive of the Year honors from the Pro Football Writers of America, Roseman has revitalized the Eagles' football operations with a collaborative and progressive approach to roster building and player development. As a result, Philadelphia has earned playoff trips in five of the last six seasons, won three NFC East championships (2017, '19, '22) and made two Super Bowl appearances (LII and LVIII), including a 41-33 victory over the New England Patriots in **Super Bowl LII**. In 2022, Roseman became the second general manager to reach multiple Super Bowls with both a different head coach and quarterback in each season (only one to accomplish the feat in a six-year span), joining **Ozzie Newsome** with the Baltimore Ravens (2000, '12).

In addition, the Eagles' recent track record of excellence has created opportunities for numerous personnel executives to step into senior roles with other clubs, including two general managers (**Andrew Berry**, Cleveland Browns; **Joe Douglas**, New York Jets) as well as four assistant general managers (**Brandon Brown**, New York Giants; **Ian Cunningham**, Chicago Bears; **Catherine Raiche**, Cleveland Browns; **Andy Weidl**, Pittsburgh Steelers).

In 2017, Roseman played a pivotal role in ensuring the success of the Eagles' **Super Bowl LII**-winning team. Faced with season-ending injuries to key players, Roseman's focused leadership and in-season roster management helped Philadelphia produce a 13-3 regular-season campaign while also securing the top seed in the NFC playoffs ahead of its championship run.

Roseman, who served as the Eagles' Executive Vice President of Football Operations from 2016-18 before adding the title of General Manager in 2019, is responsible for managing the organization's personnel and scouting staffs. He also oversees the executives who specialize in all areas of football operations, including but not limited to sports medicine and performance, analytics, football administration, football technology, and player development. Under Roseman's guidance, and in concert with the vision created by Chairman and Chief Executive Officer **Jeffrey Lurie**, Philadelphia has become one of the NFL's most admired and innovative operations.

Before he was elevated to Executive Vice President of Football Operations, Roseman served as the general manager from 2010-14. At the time of his promotion, the 34-year-old Roseman became the youngest NFL executive to be named to the post in three decades. He directed a major overhaul of the roster in his first year, making it one of the youngest in the league. The revamped Eagles delivered NFC East titles in 2010 and 2013 and sent a conference-high nine players to the Pro Bowl following the 2014 season.

From 2008-09, Roseman managed the college scouting staff, organized and ran draft meetings, and scouted the top college prospects around the

country as the vice president of player personnel.

Roseman was named Philadelphia's vice president of football administration (2006-07) after spending three years as the team's director of football administration (2003-05). In that role, he evaluated players around the NFL and for the draft while representing the team on contract, salary cap, and player personnel matters. In 2007, Roseman was invited to participate in the NFL-Stanford Program for managers at the Stanford Graduate School of Business, an NFL program created to develop leaders within the league.

After relentlessly pursuing jobs in NFL front offices, Roseman finally got his foot in the door as an intern with the Eagles, when the team was headquartered at Veterans Stadium. From 2000-02, Roseman served as a salary cap staff counsel with Philadelphia.

Roseman serves on the Future of Football Advisory Committee, which is a panel of executives organized through the NFL's Football Operations Innovation Forum that showcases and discusses various initiatives.

Roseman, the club's nominee for the 2018 NFL Salute to Service Award, is very active in the Philadelphia community and contributes to a variety of initiatives that involve the military and children. He was named Honorary Commander for the Joint Base McGuire-Dix-Lakehurst for his continued efforts with the military. His charitable endeavors have also benefited the Alex's Lemonade Stand Foundation, the Boys & Girls Clubs of America, USA Football, Pop Warner, and Cop Wheels. In 2018, the Maxwell Football Club presented Roseman with the Steinberg-DeNicola Humanitarian Award, an annual honor that recognizes an NFL representative who is committed to doing good in their community. In addition, Roseman is a member of the Governing Body of the Global Sports Management Summit and YPO.

Born in Brooklyn, NY, Roseman earned his bachelor's degree from Florida before earning a J.D. degree from Fordham Law School. He and his wife, Mindy, reside in suburban Philadelphia with their four children.





# NICK SIRIANNI

## HEAD COACH

**NFL Experience:** 15th Year (3rd with Eagles)  
**College:** Mount Union **Hometown:** Jamestown, NY



Nick Sirianni enters his third season as head coach of the Philadelphia Eagles with a combined 23-11 record, which marks the most wins by any head coach in their first two years with the franchise. One of just two head coaches to start their Eagles career with back-to-back postseason berths, Sirianni directed a record-breaking 2022 campaign that resulted in an NFC East crown, conference title and appearance in Super Bowl LVII.

The product of a family of football coaches and educators, Sirianni developed a curriculum for building a winning culture that is grounded in five core values – connect, compete, accountability, football IQ and fundamentals. Through these principles, he led two of the largest win total improvements in franchise history (9-8 in 2021; 14-3 in 2022) and became just the second head coach in NFL history to add five-or-more wins to their team’s record in consecutive seasons, joining **Bill Walsh** (1983-84, 49ers).

In navigating Philadelphia to its fourth all-time trip to the Super Bowl in 2022, Sirianni established himself as the youngest head coach in Eagles history to reach the game’s biggest stage. He also steered the team to the most regular-season victories (14) in franchise history. As a result of that success, Sirianni became the fourth NFL head coach to produce a 14-win campaign within their first two career years at the helm, following **Jim Caldwell** (2009, Colts), **Mike Martz** (2001, Rams) and **George Seifert** (1989-90, 49ers). He is the only head coach to accomplish that feat after taking over a team that produced a losing record the year before their arrival.

Under Sirianni’s guidance in 2022, Philadelphia cemented a number of other single-season team records, including points (477), total touchdowns (59), scrimmage touchdowns (57), rushing touchdowns (32, tied for fourth in NFL history), total first downs (385), third-down conversion rate (45.9 pct.), fourth-down conversions (22), red zone touchdown efficiency (67.8 pct.) as well as defensive sacks (70, tied for third in NFL history). The Eagles also finished among the top three teams in total offense (third, 389.1 ypg) and defense (second, 301.5 ypg) for the first time since the 1970 merger.

Sirianni, who pairs his teaching skills with a contagious energy and passion for the game, helped many players enjoy prominent showings in 2022, specifically **Jalen Hurts**. In his second full year as a starter, Hurts finished as the *Associated Press* NFL MVP runner-up while earning his first ever All-Pro and Pro Bowl honors after tying the team record with 35 total touchdowns and registering a career-high 101.5 passer rating. Furthermore, **A.J. Brown** broke a 38-year franchise record for receiving yards (1,496) and **DeVonta Smith** logged the most receptions (95) by a wide receiver in Eagles history. Philadelphia also became the first NFL club to feature four different players with 10-plus sacks in the same season – **Haason Reddick** (16.0), **Brandon Graham** (11.0), **Javon Hargrave** (11.0) and **Josh Sweat** (11.0).

Following the 2022 season, two of Sirianni’s top lieutenants branched out to head coaching positions – defensive coordinator **Jonathan Gannon** (Cardinals) and offensive coordinator **Shane Steichen** (Colts), who was voted a finalist for the *AP* NFL Assistant Coach of the Year award.

In 2021, Sirianni’s debut season as a head coach elicited a 9-8 record and postseason appearance, with the Eagles capturing seven of the last 10 regular-season games to clinch a spot in the playoffs. In total, Philadelphia rushed for a team-record 2,715 yards and allowed only 16 giveaways, which marked the franchise’s fewest in a season in over 30 years. The Eagles had the second-most defensive touchdowns (five) in the league as well.

COACHING TIMELINE		
Years	Team	Position
2021-	Philadelphia Eagles	Head Coach
2018-20	Indianapolis Colts	Offensive Coordinator
2016-17	L.A./S.D. Chargers	Wide Receivers
2014-15	San Diego Chargers	Quarterbacks
2013	San Diego Chargers	Offensive Quality Control
2012	Kansas City Chiefs	Wide Receivers
2009-11	Kansas City Chiefs	Offensive Quality Control
2006-08	Indiana (PA)	Wide Receivers
2004-05	Mount Union	Defensive Backs

SIRIANNI vs. THE NFL				
	Team	Regular	Playoffs	Total
AMERICAN FOOTBALL CONFERENCE	Baltimore Ravens	---	---	---
	Buffalo Bills	---	---	---
	Cincinnati Bengals	---	---	---
	Cleveland Browns	---	---	---
	Denver Broncos	1-0	0-0	1-0
	Houston Texans	1-0	0-0	1-0
	Indianapolis Colts	1-0	0-0	1-0
	Jacksonville Jaguars	1-0	0-0	1-0
	Kansas City Chiefs	0-1	0-1	0-2
	Las Vegas Raiders	0-1	0-0	0-1
	Los Angeles Chargers	0-1	0-0	0-1
	Miami Dolphins	---	---	---
	New England Patriots	---	---	---
New York Jets	1-0	0-0	1-0	
Pittsburgh Steelers	1-0	0-0	1-0	
Tennessee Titans	1-0	0-0	1-0	
NATIONAL FOOTBALL CONFERENCE	Arizona Cardinals	1-0	0-0	1-0
	Atlanta Falcons	1-0	0-0	1-0
	Carolina Panthers	1-0	0-0	1-0
	Chicago Bears	1-0	0-0	1-0
	Dallas Cowboys	1-3	0-0	1-3
	Detroit Lions	2-0	0-0	2-0
	Green Bay Packers	1-0	0-0	1-0
	Los Angeles Rams	---	---	---
	Minnesota Vikings	1-0	0-0	1-0
	New Orleans Saints	1-1	0-0	1-1
	New York Giants	3-1	1-0	4-1
	Philadelphia Eagles	---	---	---
	San Francisco 49ers	0-1	1-0	1-1
Seattle Seahawks	---	---	---	
Tampa Bay Buccaneers	0-1	0-1	0-2	
Washington Commanders	3-1	0-0	3-1	
<b>Career Totals</b>		<b>23-11</b>	<b>2-2</b>	<b>25-13</b>





WINNING PERCENTAGE

EAGLES HEAD COACHES (CAREER)

Rk	Head Coach (Years)	W-L	W%
1.	<b>Nick Sirianni (2021-present)</b> .....	<b>23-11</b> .....	<b>.676</b>
2.	Greasy Neale (1941-50).....	63-43-5 .....	.594
3.	Andy Reid (1999-2012).....	130-93-1 .....	.583
4.	Rich Kotite (1991-94).....	36-28 .....	.563
5.	Jim Trimble (1952-55).....	25-20-3 .....	.556

EAGLES HEAD COACHES (FIRST TWO SEASONS)

Rk	Head Coach (Years)	W-L	W%
1.	<b>Nick Sirianni (2021-22)</b> .....	<b>23-11</b> .....	<b>.676</b>
2.	Rich Kotite (1991-92).....	21-11 .....	.656
3t.	Doug Pederson (2016-17) .....	20-12 .....	.625
	Chip Kelly (2013-14).....	20-12 .....	.625
	Ray Rhodes (1995-96).....	20-12 .....	.625

NFL HEAD COACHES (SINCE 2021)

Rk	Head Coach (Team)	W-L	W%
1.	Andy Reid (Chiefs).....	26-8 .....	.765
2.	Sean McDermott (Bills).....	24-9 .....	.727
3.	Mike McCarthy (Cowboys) .....	24-10 .....	.706
4t.	<b>Nick Sirianni (Eagles)</b> .....	<b>23-11</b> .....	<b>.676</b>
	Kyle Shanahan (49ers).....	23-11 .....	.676

During Sirianni’s tenure with the Eagles, 11 players have earned a combined 13 Pro Bowl accolades, along with six players collecting eight All-Pro selections in that span. Most notably, **Lane Johnson** and **Jason Kelce** have each been named to All-Pro teams twice in the last two seasons.

Prior to arriving in Philadelphia, Sirianni spent three years (2018-20) as the Indianapolis Colts’ offensive coordinator. In that span, the Colts ranked sixth in third-down conversion rate (43.4 pct.), seventh in red zone touch-down efficiency (63.9 pct.) and eighth in points per game (25.9). Indianapolis also surrendered the second-fewest sacks (71) in the league.

Five offensive players earned Pro Bowl nods during Sirianni’s time with the Colts, including **Quenton Nelson** (2019-21), **Ryan Kelly** (2020-21), **Jack Doyle** (2019), **Eric Ebron** (2018) and **Andrew Luck** (2018), who was named AP NFL Comeback Player of the Year after finishing second in passing touch-downs (39) in 2018. Additionally, Nelson was first-team All-Pro all three seasons, while Kelly was a second-team All-Pro selection in 2020.

Before he joined Indianapolis, Sirianni was a member of the Los Angeles/San Diego Chargers’ staff for five years (2013-17), including two seasons as the wide receivers coach (2016-17). In 2017, he assisted the top-ranked passing offense (276.9 ypg), which featured a career year from **Keenan Allen**, who was selected as the AP NFL Comeback Player of the Year after ranking third in receiving yards (career-high 1,393) that season.

From 2014-15, Sirianni coached the Chargers’ quarterbacks and helped **Philip Rivers** earn consecutive Pro Bowls while averaging 30 passing touch-downs per season. In 2015, Rivers led the NFL with a team-record 437 completions for a career-high 4,792 yards (second in the NFL and 10 yards shy of the club record). In 2013, when Sirianni originally joined the Chargers as an offensive quality control coach, Rivers threw for 4,478 yards and 32 touch-downs and recorded a career-high 69.5 completion percentage (378-of-544) en route to AP NFL Comeback Player of the Year honors.

Sirianni began his NFL coaching career with the Kansas City Chiefs, serving as the wide receivers coach (2012) and offensive quality control coach (2009-11). He also worked with the Chiefs’ quarterbacks in 2010 and helped **Matt Cassel** earn his first career Pro Bowl after totaling 3,116 passing yards, 27 touchdowns and a career-high 93.0 passer rating.

Before the NFL, Sirianni spent five years at the collegiate level as the wide receivers coach at Indiana University of Pennsylvania (2006-08) and defensive backs coach at Mount Union (2004-05), his alma mater, helping the Purple Raiders capture a national title during the 2005 season.

WIN TOTAL IMPROVEMENTS

In his first two seasons (2021-22) at the Eagles’ helm, Sirianni led two of the largest win total improvements in franchise history. Overall, he is the second head coach in NFL history to add five-plus wins to their team’s record in consecutive seasons, joining **Bill Walsh** (1983-84, 49ers).

Rk	Head Coach (Year)	Improvement	G
1t.	Doug Pederson (2017).....	7-9 to 13-3 .....	6
	Chip Kelly (2013).....	4-12 to 10-6 .....	6
	Andy Reid (2000).....	5-11 to 11-5 .....	6
4t.	<b>Nick Sirianni (2022)</b> .....	<b>9-8 to 14-3</b> .....	<b>5</b>
	<b>Nick Sirianni (2021)</b> .....	<b>4-11-1 to 9-8</b> .....	<b>5</b>
	Buck Shaw (1959) .....	2-9-1 to 7-5 .....	5



A native of Jamestown, NY, Sirianni was a three-year starter at wide receiver at Mount Union, winning three NCAA Division III National Championships (2000-02) and earning All-Ohio Athletic Conference honors as a senior after catching a career-high 13 touchdowns. He also played one year in the Atlantic Indoor Football League with the Canton Legends in 2005.

Sirianni’s brother, Mike, is the head coach at Washington & Jefferson College. His winning percentage of .807 (176-42) is the best in school history and currently ranks fifth-best among all NCAA football coaches with at least 10 years of experience. His brother, Jay, is a former head coach at their alma mater, Southwestern Central High School (Jamestown, NY), where their father, Fran, also spent nine years in the same position and served as the school’s head track coach for 46 seasons. Under Jay, Southwestern Central won New York state titles in 2008 and 2009.

Sirianni and his wife, Brett, have two sons, Jacob and Miles, and one daughter, Taylor.




**MICHAEL CLAY**  
SPECIAL TEAMS COORDINATOR



**NFL Experience:** 10th Year (5th with Eagles)  
**College:** Oregon **Hometown:** San Jose, CA

- ▶ Enters his third season as Philadelphia's special teams coordinator ... Rejoined the Eagles in 2021 following a five-year stint with the 49ers (2016-20), including four seasons as a special teams assistant
- ▶ A member of an Eagles staff that guided the team to a Super Bowl LVII appearance in 2022 ... Helped **Britain Covey** finish 3rd in the NFC in both punt return yards (308) and punt return average (9.3)
- ▶ Oversaw a career year by **Jake Elliott** in 2021 ... Elliott was selected to his first Pro Bowl after producing a team-record 90.9% FG percentage (30-of-33) ... Finished as one of just three NFL kickers who converted at least 90% of their FGs and all of their XP attempts (44-of-44)
- ▶ During his time with the 49ers, guided **Mitch Wishnowsky** to the 9th-most punts inside the 20 (25) in 2020 ... Assisted a group that ranked 2nd in average starting field position (32.1-yard line) as well as opponent average starting field position (24.7-yard line) in 2019 ... Helped **Robbie Gould** set the 49ers' record for FG percentage (97.1%)
- ▶ Served as Philadelphia's assistant special teams coach in 2015, when **Darren Sproles** collected Pro Bowl accolades after leading the league in both punt return yards (446) and punt return TDs (2, tied) ... Started as the Eagles' defensive quality control coach in 2014
- ▶ Played LB at Oregon from 2009-12 and was an All-Pac-12 selection ... Signed by the Dolphins as a UDFA in 2013



**SEAN DESAI**  
DEFENSIVE COORDINATOR



**NFL Experience:** 11th Year (1st with Eagles)  
**College:** Boston University **Hometown:** Shelton, CT

- ▶ Named the Eagles' defensive coordinator during the 2023 offseason
- ▶ Served as Seattle's associate head coach-defense in 2022 ... Aided a staff that helped the Seahawks earn a playoff berth ... Seattle ranked 4th in the NFL in FFs (15), 7th in sacks (45) and 8th in takeaways (25) ... Assisted **Tariq Woolen** and **Quandre Diggs** to Pro Bowl honors
- ▶ Prior to the Seahawks, enjoyed a nine-year stint working various roles with Chicago (2013-21), including as defensive coordinator in 2021 ... Became the first person of Indian descent to become a coordinator in the NFL ... As the head of the Bears' defense, oversaw a group that led the league in sacks per pass attempt (10.3%) while recording the 4th-most sacks (48) overall, with **Robert Quinn** accounting for 18.5
- ▶ Coached the Bears' safeties from 2019-20, mentoring **Eddie Jackson** to Pro Bowl recognition ... Originally started his NFL career in 2013 and served as Chicago's defensive quality control coach until 2018
- ▶ Held the titles of special teams coordinator and RBs coach at Boston College in 2012 ... Also spent time as the assistant director of football operations at Miami (FL) during the 2011 campaign
- ▶ Served as Temple's special teams coordinator and OLBs coach during the 2010 season ... Prior to that, worked as a graduate assistant with the Owls' defense and special teams (2006-09) ... Also was an adjunct professor teaching in master's and doctoral programs at Temple



**BRIAN JOHNSON**  
OFFENSIVE COORDINATOR



**NFL Experience:** 3rd Year (3rd with Eagles)  
**College:** Utah **Hometown:** Crosby, TX

- ▶ Promoted to offensive coordinator during the 2023 offseason after serving as the Eagles' QBs coach during the 2021-22 campaigns
- ▶ Under his guidance in 2022, **Jalen Hurts** finished 2nd in *Associated Press* NFL MVP voting and earned his first career All-Pro and Pro Bowl accolades while leading the Eagles to a Super Bowl LVII appearance ... Hurts became the second-youngest QB in league history to win 14 regular-season games and also ranked 2nd in TD-INT ratio (3.7), 3rd in passer rating (101.5), yards per attempt (8.0) and total yards per game (297.4), as well as 4th in total TDs (35, tied franchise record)
- ▶ Helped Hurts become the youngest QB in Eagles history to lead his team to the playoffs during the 2021 season (23 years old)
- ▶ Enjoyed a highly successful three-year stint at Florida (2018-20) ... Led the top passing unit (378.6 ypg) in the FBS as the Gators' offensive coordinator/QBs coach in 2020 ... Mentored three All-America selections that year – **Kyle Trask**, **Kyle Pitts** and **Kadarius Toney**
- ▶ From 2014-16, served as Mississippi State's QBs coach ... Played a key role in **Dak Prescott** becoming one of the best QBs in SEC history
- ▶ Began his coaching career at Utah (2010-13) ... In 2012, became the youngest FBS offensive coordinator in the nation at 24 years old
- ▶ A three-year starting QB and two-time bowl MVP at Utah ... Was on the cover of *EA Sports'* 2010 NCAA Football video game



**JEMAL SINGLETON**  
RUNNING BACKS/ASSISTANT HEAD COACH



**NFL Experience:** 8th Year (3rd with Eagles)  
**College:** Air Force **Hometown:** Incirlik, Turkey

- ▶ Joined Philadelphia's coaching staff during the 2021 offseason
- ▶ Helped the Eagles advance to Super Bowl LVII in 2022 ... Philadelphia led the league with a team-record 32 rushing TDs, which tied for the 3rd-most in NFL history, behind the 1962 Packers (36) and 1976 Steelers (33) ... Under his tutelage, **Miles Sanders** earned his first Pro Bowl nod after becoming the team's first 1,000+ yard rusher since 2014
- ▶ Assisted the Eagles to a club-record 2,715 rushing yards in 2021
- ▶ In 2020, helped Cincinnati's RBs register a combined 1,891 scrimmage yards ... Also guided **Joe Mixon** to 1,137 rushing yards in 2019
- ▶ Served as the Colts' RBs coach from 2016-17 ... Worked closely with **Frank Gore**, who became just the fourth RB in NFL history to surpass 1,000 rushing yards (1,025) at age 33-or-older in 2016
- ▶ Was the special teams coordinator/RBs coach at Arkansas in 2015
- ▶ Tutored the RBs at Oklahoma State (2011-14) ... In 2014, Cowboys RBs combined for more than 500 touches without a turnover
- ▶ Spent nine seasons coaching at Air Force (2000, '03-10) ... Worked as the Falcons' RBs coach from 2006-10, producing a conference rushing title and Top 10 national ranking in rushing offense each year
- ▶ Played RB at Air Force and became just the sixth player in program history to be elected a two-time captain






**KEVIN PATULLO**  
PASSING GAME COORDINATOR/ASSOCIATE HC

**NFL Experience:** 14th Year (3rd with Eagles)  
**College:** South Florida **Hometown:** Hillsborough, NJ



- ▶ Joined the Eagles as passing game coordinator in 2021 ... Took on the added title of associate head coach during the 2023 offseason
- ▶ A member of Philadelphia's staff that helped the team make a Super Bowl LVII appearance in 2022 ... Helped the growth of **Jalen Hurts** (top-three in TD-INT ratio, passer rating, yards per attempt), who finished 2nd in NFL MVP voting, and **A.J. Brown** (team-record 1,496 receiving yards) and **DeVonta Smith** (95, most catches ever by an Eagles WR)
- ▶ In his first season with Philadelphia, assisted a passing attack that finished 6th in both receiving average (11.7) and YAC per reception (5.7) ... Smith set an Eagles rookie record for receiving yards (916)
- ▶ Served as the Colts' pass game specialist in 2020 ... Indianapolis gave up the 2nd-fewest sacks (21) and 3rd-fewest giveaways (15) ... In addition, worked with the Colts' WRs during the 2018-19 seasons
- ▶ Coached the Jets' QBs from 2015-16 ... In 2015, **Ryan Fitzpatrick** had a career-high 3,905 yards and a franchise-record 31 TDs
- ▶ In 2014, helped **Kendall Wright** register a career-high 6 TDs with 57 catches and 715 yards as the Titans' assistant WRs coach
- ▶ Was an offensive quality control coach with the Bills from 2010-12 ... Saw **Stevie Johnson** post three straight 1,000+ yard seasons
- ▶ Started his NFL coaching career with the Chiefs (2007-08)



**JEFF STOUTLAND**  
RUN GAME COORDINATOR/OFFENSIVE LINE

**NFL Experience:** 11th Year (11th with Eagles)  
**College:** Southern Conn. St. **Hometown:** New York, NY



**SUPER BOWL CHAMPION: 2017 (LII)**

- ▶ Is one of the most respected OL coaches in the country ... Boasts 40 years of coaching experience ... Is the longest-tenured member of the Eagles' coaching staff (named run game coordinator in 2018)
- ▶ Has mentored Pro Bowl players during each of his first 10 seasons in Philadelphia ... Is one of only two OL coaches since the 1970 merger to produce Pro Bowl players in at least 10 consecutive years with the same team, joining **Jim McNally** (1981-91, Bengals) ... In total, has navigated six individual players to 20 combined Pro Bowl nods
- ▶ Has coached four of the seven OLs with multiple All-Pros in team history (2013, 2017, 2021, 2022) ... Has also directed three of the five Eagles OLs with three Pro Bowlers (2014, 2019, 2022) ... Under his guidance, **Jason Kelce** (five) and **Brandon Brooks** (three) have the most Pro Bowls at their positions in team history, while **Jason Peters** is the only Eagles tackle to ever earn four straight Pro Bowl selections
- ▶ Helped Philadelphia advance to Super Bowl LVII in 2022
- ▶ Mentored one of the most dominant OLs in the NFL during Philadelphia's **Super Bowl LII**-winning campaign in 2017 ... The Eagles OL has blocked for numerous record-breaking offenses under Stoutland
- ▶ Coached one of the best OLs in college football history at Alabama in 2012 ... Featured two first-team All-Americans and helped the Crimson Tide win their second straight BCS National Championship



**D.J. ELIOT**  
LINEBACKERS

**NFL Experience:** 1st Year (1st with Eagles)  
**College:** Wyoming **Hometown:** Edmond, OK



- ▶ Hired as the Eagles' LBs coach during the 2023 offseason ... Prior to entering the NFL, spent 25 years coaching in the collegiate ranks
- ▶ Most recently served as the defensive coordinator/OLBs coach at Temple in 2022 ... With the Owls, directed a defense that ranked 9th in the country in sacks per game (3.2) and 10th in TFLs per game (7.3)
- ▶ Prior to his time at Temple, spent two seasons as the defensive coordinator/LBs coach at Kansas (2019-20) ... Seven Jayhawks collected postseason honors during his tenure, including **Kyron Johnson**, who was named All-Big 12 honorable mention following the 2020 season
- ▶ Was the defensive coordinator/OLBs coach at Colorado from 2017-18 before his stint at Kansas ... Mentored **Davion Taylor** during his time with the Buffaloes ... In 2018, his unit finished 3rd in the conference in third-down defense (36.4%) and 4th in opponent yards per play (5.2), opponent red zone TD efficiency (51.6%) and sacks (29, tied)
- ▶ Spent the 2013-16 seasons as Kentucky's defensive coordinator/LBs coach ... The 2016 defense featured **Josh Allen**, who left the Kentucky as the program's all-time leader in sacks (31.5) ... Also saw **Bud Dupree** garner All-SEC honors in 2013 (second team) and 2014 (first team)
- ▶ Coached Florida State's DEs from 2010-12 ... Also previously held coaching stints at Rice (2007-09), Tulsa (2006), Texas State (2003-05), Miami (FL) (2002), Houston (2000-01) and Wyoming (1999)



**D.K. MCDONALD**  
DEFENSIVE BACKS

**NFL Experience:** 3rd Year (3rd with Eagles)  
**College:** Edinboro **Hometown:** Orrville, OH



- ▶ Elevated to DBs coach during the 2023 offseason after serving as the Eagles' assistant DBs coach during the 2021-22 campaigns ... Prior to the NFL, spent 18 seasons (2003-20) coaching in the collegiate ranks
- ▶ Aided one of the league's top secondaries on the NFL's 2nd-ranked total defense (301.5 ypg) in 2022, when Philadelphia earned a Super Bowl LVII berth ... The Eagles led the league in passing defense (179.8) and finished, 4th in INTs (17) and 5th in PDs (81) ... **James Bradberry** (All-Pro) and **Darius Slay** (Pro Bowl) each garnered postseason accolades while **C.J. Gardner-Johnson** led the league in INTs (career-high 6)
- ▶ Spent five years at Iowa State, serving as the safeties coach (2019-20) and CBs coach (2016-18) ... Helped Iowa State finish 2nd in the Big 12 in scoring defense (21.4 ppg) and total defense (340.4 ypg) in 2020
- ▶ Worked with Toledo's CBs from 2012-15 ... Helped the Rockets finish 1st in the MAC in scoring defense (21.1 ppg) in 2015
- ▶ Served as the DBs coach at William & Mary in 2011 after five years as the secondary coach/recruiting coordinator at Indiana University of Pennsylvania (2006-10), where he worked with **Nick Sirianni**
- ▶ Coached the secondary at his alma mater, Edinboro, from 2003-05 ... In 2005, the Fighting Scots led the nation in scoring, rushing and total defense and ranked 3rd in passing efficiency defense ... Played CB at Edinboro from 1997-2000




**JASON MICHAEL**  
TIGHT ENDS



**NFL Experience:** 18th Year (3rd with Eagles)  
**College:** Western Kentucky **Hometown:** Louisa, KY

- ▶ Joined the Eagles as the TEs coach during the 2021 offseason
- ▶ During the 2022 season, when Philadelphia advanced to Super Bowl LVII, coached **Dallas Goedert** to his second straight year with 700 receiving yards (702) ... Despite missing five games, Goedert still ranked 3rd among TEs in yards after the catch (420) and receiving yards
- ▶ Facilitated a breakout campaign by Goedert in 2021 ... Totaled the 5th-most receiving yards (career-high 830) among NFL TEs ... Ranked 2nd among his position in yards per reception (career-high 14.8)
- ▶ Served as the Colts' TEs coach from 2019-20, where he coached with **Nick Sirianni** ... In 2020, guided **Jack Doyle** to his second Pro Bowl honor after he totaled 43 receptions for 448 yards and 4 TDs
- ▶ Spent four years with the Titans as the QBs coach (2016-17) and offensive coordinator (2014-15) ... Played a key role developing **Marcus Mariota** ... In 2015, **Delanie Walker** made the Pro Bowl after leading all TEs in catches (94) and posting a career-high in yards (1,088)
- ▶ Coached the Chargers' TEs from 2011-13 ... During that span, **Antonio Gates** registered the 4th-most receptions (190) among NFL TEs
- ▶ Worked as a QBs/quality control coach with the Jets in 2006 ... Held a quality control role with the Raiders during the 2005 season
- ▶ Played QB at Army before transferring to Western Kentucky



**AARON MOOREHEAD**  
WIDE RECEIVERS



**NFL Experience:** 4th Year (4th with Eagles)  
**College:** Illinois **Hometown:** Deerfield, IL

**SUPER BOWL CHAMPION: 2006 (XLI)**

- ▶ Enters his third overall season as the Eagles' WRs coach
- ▶ Oversaw record-breaking performances by **A.J. Brown** and **DeVonta Smith** in 2022, when Philadelphia reached Super Bowl LVII ... The pair became the first 1,000+ yard receiving duo in Eagles history ... Brown produced a career-high 1,496 receiving yards, breaking a 38-year franchise record ... Smith also registered 1,191 yards on 95 catches, establishing a team record for the most receptions ever by a WR
- ▶ Guided Smith to an Eagles rookie receiving record (916) in 2021
- ▶ Served in the same capacity at Vanderbilt from 2018-19
- ▶ Mentored the WRs at Texas A&M from 2015-17, where he led a group that featured **Christian Kirk** and **Josh Reynolds**, who combined for 144 catches, nearly 2,000 yards and over 20 TDs in 2016
- ▶ From 2013-14, worked as the WRs coach at Virginia Tech
- ▶ Spent the 2010-12 seasons as an offensive assistant at Stanford and helped the Cardinal reach three straight BCS games ... Tutored future NFL players, including **Doug Baldwin** and **Ty Montgomery**
- ▶ Played five seasons (2003-07) in the NFL with the Indianapolis Colts, including a **Super Bowl XLI** championship after the 2006 campaign
- ▶ Moorehead and his father, Emery (played in NFL from 1977-88), were the first father-son duo to play in and win a Super Bowl



**TRACY ROCKER**  
DEFENSIVE LINE



**NFL Experience:** 6th Year (3rd with Eagles)  
**College:** Auburn **Hometown:** Atlanta, GA

- ▶ A 32-year veteran who was named the Eagles' DL coach in 2021
- ▶ A member of an Eagles staff that helped Philadelphia make a Super Bowl LVII appearance in 2022 ... Assisted a defensive unit that ranked 2nd in the league in total yards per game (301.5 ypg) while registering the 3rd-most sacks (70) in NFL history ... The Eagles became the first team to have four different players record double-digit sacks in the same season, which included **Javon Hargrave** (career-high 11.0)
- ▶ In his debut with Philadelphia in 2021, helped Hargrave and **Josh Sweat** earn Pro Bowl nods after they each led the team with 7.5 sacks
- ▶ During his collegiate career, mentored numerous NFL Draft picks, including six All-Americans and two national award winners
- ▶ Developed **Nick Fairley** and **Dee Ford** at Auburn (2009-10) ... Led **Peria Jerry** and **Greg Hardy** to All-America honors at Mississippi (2008) ... In 2006, coached **Jamaal Anderson** to a 14.0-sack season at Arkansas ... Additionally mentored future NFL stars **DeMarcus Ware** and **Osi Umenyiora** during his time at Troy State (1997-2001)
- ▶ Spent two summers with the Buccaneers (2006) and Colts (2001) as part of the NFL's Bill Walsh Diversity Coaching Fellowship Program
- ▶ Considered one of the greatest college DL ever and was inducted into the College Football Hall of Fame in 2004 ... Drafted by Washington in the 3rd round in 1989 and played two NFL seasons due to injury



**ALEX TANNEY**  
QUARTERBACKS



**NFL Experience:** 3rd Year (3rd with Eagles)  
**College:** Monmouth College (IL) **Hometown:** Lexington, IL

- ▶ Enters his third year with the Eagles ... Elevated to QBs coach in 2023 after spending the previous two seasons as assistant QBs coach/offensive assistant (2022) and offensive quality control coach (2021)
- ▶ Helped **Jalen Hurts** finish 2nd in *Associated Press* NFL MVP voting and earn his first career All-Pro and Pro Bowl accolades while leading the Eagles to a Super Bowl LVII appearance in 2022 ... Hurts ranked 2nd in TD-INT ratio (3.7), 3rd in passer rating (101.5), yards per attempt (8.0) and total yards per game (297.4), and 4th in total TDs (35)
- ▶ In his first year with Philadelphia, supported an offense that led the league with team records in rushing yards (2,715) and rushing TDs (25) ... The Eagles also ranked 4th in third-down percentage (franchise-record 45.7%) and allowed the 5th-fewest giveaways (16)
- ▶ Played nine years in the NFL as a backup QB with the Chiefs (2012), Cowboys (2013), Browns (2013), Buccaneers (2014), Titans (2014-15, 2015-17), Bills (2015), Colts (2015) and Giants (2018-20)
- ▶ Attended Monmouth College (IL) from 2007-11 ... Established NCAA Division III career records in passing yards (14,249) and passing TDs (157) and was selected a three-time Midwest Conference Offensive Player of the Year (2008-09, '11) ... In 2009, threw for 3,856 yards and 44 TDs and was named the Melberger Award winner as Division III's best player ... Set a school record with 50 TD passes in 2008






**JEREMIAH WASHBURN**  
DEFENSIVE ENDS/OUTSIDE LINEBACKERS



NFL Experience: 22nd Year (5th with Eagles)  
College: Arkansas Hometown: Shelby, NC

- ▶ Begins his fifth season with the Eagles and second as the team's DEs/OLBs coach ... Served as Philadelphia's senior defensive assistant from 2020-21 after joining as an advanced projects coordinator in 2019
- ▶ A member of an Eagles staff that helped the team reach Super Bowl LVII in 2022 ... Oversaw a group of edge rushers that helped engineer the 3rd-most sacks (70) in NFL history ... Philadelphia also became the first team to have four different players record double-digit sacks in the same year ... **Haason Reddick** received first-team AP All-Pro honors after finishing 2nd in the league with a career-high 16.0 sacks
- ▶ In 2021, helped an Eagles defense that allowed the 9th-fewest rushing yards per game (107.9) and 10th-fewest total yards per game (328.8) ... Assisted a unit that produced the 3rd-most sacks (49.0) in 2020
- ▶ Served as the OL coach for the Dolphins in 2018 ... Spent the 2017 season coaching the Bears' OL after working as the assistant OL coach with the Dolphins in 2016 ... Began his NFL coaching career with the Lions as an OL coach (2013-15) and assistant OL coach (2009-12)
- ▶ Spent six years with the Ravens working as an area scout (2005-08) and player personnel assistant (2003-04) ... Also served as a football operations assistant for the Panthers in 2002
- ▶ Played guard at Arkansas and worked at his alma mater as a graduate assistant during the 2000-01 seasons



**RONELL WILLIAMS**  
NICKELS



NFL Experience: 5th Year (1st with Eagles)  
College: West Chester Hometown: Chester, PA

- ▶ Hired as Philadelphia's nickels coach during the 2023 offseason
- ▶ Prior to joining the Eagles' staff, spent five years working as a defensive quality control coach with Chicago (2019-22),
- ▶ In 2021, supported a Bears defense that led the NFL in sacks per pass attempt (10.3%) and totaled the 4th-most sacks (48) overall, including a franchise-record 18.5 sacks by **Robert Quinn** ... Chicago finished 3rd in passing defense (191.6 ypg) and 6th in total defense (316.7 ypg)
- ▶ During the 2020 campaign, helped the Bears rank 5th in red zone defense (54.7%) as well as 8th in third-down defense (38.1%)
- ▶ In his first year with Chicago in 2019, aided a unit that registered top 10 rankings in total defense (324.1 ypg, 8th), passing defense (222.1 ypg, 9th) and rushing defense (102.0 ypg, 9th)
- ▶ Before his time with the Bears, spent the 2017-18 seasons as a graduate assistant/defensive analyst at Temple ... Also served as the LBs coach at Widener during the 2016 campaign
- ▶ A native of Chester, PA, who played collegiately at West Chester as a LB, where he led the team in tackles from 2011-13



**MARCUS BRADY**  
SENIOR OFFENSIVE ASSISTANT



NFL Experience: 6th Year (1st with Eagles)  
College: Cal State Northridge Hometown: San Diego, CA

- ▶ Named the Eagles' senior offensive assistant during the 2023 offseason ... Brings 15 years of experience, including six working in the NFL
- ▶ Prior to joining Philadelphia's staff, spent five seasons with the Colts, serving as the offensive coordinator (2021-22), QBs coach (2019-20) and assistant QBs coach (2018) ... Worked with **Nick Sirianni** in Indianapolis and replaced him as offensive coordinator in 2021
- ▶ Directed the Colts to one of the top rushing attacks in the league in 2021, as Indianapolis ranked 2nd in the NFL in rushing yards per game (149.4) and yards per carry (5.1) and 5th in rushing TDs (22)
- ▶ Helped **Jonathan Taylor** receive *Associated Press* first-team All-Pro recognition and earn his first career Pro Bowl after leading the league with team records in rushing yards (1,811) and TDs (18) in 2021
- ▶ During the 2020 season, guided **Philip Rivers** to the 8th-best completion percentage (68.0%) and 10th-most passing yards (4,169) in the NFL as the Colts' QBs coach ... In 2018, while serving as the assistant QBs coach, helped **Andrew Luck** to the Pro Bowl as well as AP NFL Comeback Player of the Year honors after throwing for the 2nd-most passing TDs (39) and 5th-most passing yards (4,593) in the league
- ▶ Spent the first nine years of his coaching career in the CFL, working as the Toronto Argonauts' offensive coordinator (2013-17) and Montreal Alouettes' offensive coordinator (2012) and WRs coach (2009-11)



**MATT PATRICIA**  
SENIOR DEFENSIVE ASSISTANT



NFL Experience: 20th Year (1st with Eagles)  
College: Rensselaer Polytechnic Hometown: Sherrill, NY

**SUPER BOWL CHAMPION: 2004 (XXXIX), 2014 (XLIX), 2016 (LI)**

- ▶ Joined Philadelphia's coaching staff as a senior defensive assistant in 2013 ... Has worked 20 seasons in the NFL (25th year overall)
- ▶ Spent two years as New England's senior football advisor from 2021-22 and also took on the role of OL coach during the 2022 campaign
- ▶ Before returning for his second stint with the Patriots, served as the Lions' head coach from 2018-20 ... In 2018, Detroit ranked 4th in sacks per pass attempt (8.7%), eighth in passing defense (224.9 ypg), as well as 10th in rushing defense (110.1 ypg) and total defense (335.0 ypg)
- ▶ Coordinated New England's defense from 2012-17 ... In that span, the Patriots won two Super Bowls (2014, 2016), three AFC Championships (2014, 2016, 2017) and six consecutive AFC East titles (2012-17)
- ▶ From 2006-10, worked with the LBs in New England before spending a year as the safeties coach in 2011 ... In 2007, led **Mike Vrabel** to Pro Bowl and AP All-Pro honors after posting 12.5 sacks and 5 FFs ... Also helped **Jerod Mayo** total 174 tackles (most in Patriots history)
- ▶ Joined New England's coaching staff as an offensive assistant in 2004, when the Patriots captured Super Bowl XXXIX ... The following season, was named the assistant OL coach before transitioning to LBs
- ▶ Prior to the NFL, spent six seasons in the collegiate ranks ... Held stints at Syracuse (2001-03), Amherst (1999-2000) and RPI (1996)




**JOE  
PANNUNZIO**  
ASSISTANT SPECIAL TEAMS COORDINATOR

**NFL Experience:** 7th Year (7th with Eagles)  
**College:** Southern Colorado **Hometown:** Pueblo, CO



- ▶ Named the Eagles' assistant special teams coordinator in 2021
- ▶ Helped Philadelphia advance to Super Bowl LVII in 2022
- ▶ Supported a special teams operation that featured Pro Bowler **Jake Elliott**, who posted a team-record 90.9% FG percentage along with a career-best 134 points (6th-most in franchise history)
- ▶ Re-joined Philadelphia's coaching staff in 2019 as the director of team development and held that role for two years
- ▶ Served as the special teams coordinator/TEs coach (2017) and RBs coach (2018) at Alabama after previously working as the Eagles' director of personnel operations (2015-16) ... Spent four years as Alabama's director of football operations (2011-14)
- ▶ Worked as the TEs coach/special teams coordinator at Miami (FL) from 2006-10 ... Tutored players such as **Greg Olsen** and **Jimmy Graham**
- ▶ Was the head coach at Murray State from 2000-05
- ▶ Coached under **Tommy Tuberville** at both Auburn (1999) and Mississippi (1995-98), working with the TEs and special teams ... Also had the same position with **Jim Wacker** at Minnesota (1992-94) ... Was the OL/TEs/special teams coach under Wacker at TCU (1990-91)
- ▶ Held two stints at Mesa (CO) College (1982-84, 1987-90)
- ▶ Began his career as the WRs coach at Southern Colorado in 1981



**TYLER  
BROWN**  
SPECIAL TEAMS ASSISTANT

**NFL Experience:** 3rd Year (3rd with Eagles)  
**College:** Rowan **Hometown:** Marlton, NJ



- ▶ Named a special teams assistant during the 2023 offseason after originally joining the staff as special teams quality control coach in 2021
- ▶ Aided a coaching staff that guided the team to a Super Bowl LVII appearance in 2022 ... Helped **Britain Covey** record the 3rd-most punt return yards (308) and 3rd-highest punt return average (9.3) in the conference ... **Zech McPhearson** also totaled 7 special teams tackles
- ▶ In his first season with the Eagles, aided a special teams unit led by Pro Bowl K **Jake Elliott**, who registered a franchise-record 90.9% FG percentage (30-of-33) ... Finished as one of three kickers who connected on at least 90% of their FGs and all of their XP attempts (44-of-44)
- ▶ Spent five seasons at Michigan as a special teams graduate assistant (2019-20) and special teams analyst (2016-18) under **Jim Harbaugh** ... Helped guide the Wolverines to Top 12 special teams rankings during the 2016 (3rd), 2018 (12th) and 2019 (4th) seasons
- ▶ Was a special teams consultant under **Matt Rhule** at Temple (2014-15)
- ▶ Mentored by his father, Randy, who is a special teams coach with the Ravens and previously worked with the Eagles from 2004-05
- ▶ While attending Rowan University, trained specialists and established a track record of working with some of the top all-conference and all-state high school kickers in New Jersey



**ROY  
ISTVAN**  
ASSISTANT OFFENSIVE LINE

**NFL Experience:** 5th Year (5th with Eagles)  
**College:** Southern Conn. St. **Hometown:** Wallingford, PA



- ▶ A coaching veteran with 34 years of experience, enters his fifth overall season as the Eagles' assistant offensive line coach ... Since 2019, has helped the OL earn a combined eight Pro Bowl appearances and four All-Pro honors while working under **Jeff Stoutland**
- ▶ Supported a staff that helped the team advance to Super Bowl LVII in 2022 ... The Eagles OL paved the way for numerous single-season franchise records while producing three Pro Bowl selections
- ▶ In 2021, assisted an OL that paved the way for the top rushing offense in the league, as Philadelphia ranked 1st with a team record in yards (2,715) ... The Eagles also paced the NFL in rushing first downs (163)
- ▶ Prior to joining Philadelphia's staff, served as the assistant head coach, offensive coordinator and OL coach at Keiser University (Fort Lauderdale, FL) during the school's inaugural football season in 2018
- ▶ Was the offensive coordinator and OL coach at Cornell (2014-16)
- ▶ From 2008-13, coached the OL at Rhode Island and took on the responsibilities as the offensive coordinator in his final three seasons
- ▶ Spent five seasons with the University of Buffalo (2001-05)
- ▶ Began his coaching career in 1990 as a graduate assistant at Southern Connecticut State, where he worked alongside Stoutland, who was the Owls' offensive coordinator ... Also played under Stoutland in college



**TAVER  
JOHNSON**  
ASSISTANT DEFENSIVE BACKS

**NFL Experience:** 5th Year (1st with Eagles)  
**College:** Wittenberg **Hometown:** Cincinnati, OH



- ▶ Hired by the Eagles as the assistant DBs coach during the 2023 offseason ... Brings 30 years of coaching experience to Philadelphia
- ▶ Served as the defensive pass game coordinator and safeties coach at Eastern Michigan in 2022 ... Helped the school rank 1st in the MAC in INTs (13) and 2nd in opponent completion percentage (54.9%)
- ▶ From 2019-21, worked as an offensive assistant (2021) and assistant DBs coach (2019-20) for the Oakland/Las Vegas Raiders
- ▶ Returned to Ohio State in 2018 as the CBs coach after previously coaching the DBs from 2007-11 ... Helped the Buckeyes finish 13-1
- ▶ During the 2017 season, served as Temple's defensive coordinator ... Led a group that ranked 11th nationally in sacks (39) and TFLs (102)
- ▶ Coached the DBs at Purdue from 2014-16 ... Under his tutelage, the secondary registered double-digit INTs every season
- ▶ Held the title of assistant head coach at Arkansas from 2012-13
- ▶ From 2007-11, helped Ohio State capture four consecutive conference titles and earn four BCS bowl game appearances ... The Buckeyes ranked 5th in the country in scoring defense in back-to-back years ... During that stretch, mentored three All-Americans, including **Malcolm Jenkins** (2008), **Kurt Coleman** (2009) and **Chimdi Chekwa** (2010)
- ▶ Spent 2005-06 as the defensive coordinator at Miami (OH)




**T.J. PAGANETTI**  
**RUN GAME SPECIALIST/ASSISTANT TIGHT ENDS**

NFL Experience: 9th Year (9th with Eagles)  
 College: Oregon Hometown: Bedford, MA

**SUPER BOWL CHAMPION: 2017 (LII)**

- ▶ Named the Eagle's run game specialist/assistant TEs coach in 2023
- ▶ Helped Philadelphia advance to Super Bowl LVII in 2022 ... The offense established numerous team records during its 14-3 campaign
- ▶ As an offensive quality control coach in 2021, helped the Eagles rank 1st in the NFL with team records in rushing yards (2,715) and rushing TDs (25) ... The Eagles also produced the 4th-highest third-down percentage (franchise-record 45.7%) and ranked 5th in turnovers (16)
- ▶ Served as the Eagles' assistant RBs coach for two seasons (2019-20) and was also the assistant run game coordinator in 2020
- ▶ Assisted **Miles Sanders'** PFWA All-Rookie season in 2019
- ▶ Helped coach one of the NFL's most dominant OLs during the Eagles' **Super Bowl LII**-winning campaign in 2017 ... That season, Philadelphia ranked 3rd in the NFL in rushing yards per game (132.2)
- ▶ Returned to the Eagles' coaching staff as an offensive quality control/assistant OL coach in 2017 and served in that role for two seasons ... Previously worked as an analyst (offense and QBs) from 2013-14
- ▶ During his time as an analyst, the Eagles established team records in points (474), TDs (54), passing yards (4,581) and first downs (356) in 2014 and total yards (6,676) and fewest turnovers (19) in 2013
- ▶ Held various coaching roles at Oregon (2007-12, 2015-16)



**TYLER SCUDDER**  
**ASSISTANT LINEBACKERS**

NFL Experience: 3rd Year (3rd with Eagles)  
 College: West Virginia Hometown: Gettysburg, PA

- ▶ Elevated to assistant LBs coach in 2023 after previously serving as the Eagles' defensive assistant (2022) and coaches assistant (2021)
- ▶ In 2022, supported Philadelphia's defense en route to Super Bowl LVII ... The Eagles posted the 3rd-most sacks (70) in NFL history while also ranking 1st in passing defense (179.8 ypg), 2nd in total defense (301.5 ypg), 3rd in opponent passer rating (81.6) and 4th in takeaways (27)
- ▶ In his debut season with Philadelphia, aided a staff that guided the team to a 9-8 record and playoff berth, producing numerous franchise records and Top 10 NFL rankings in all three phases
- ▶ Prior to Philadelphia, enjoyed a three-year stint as a senior defensive quality control coach at Iowa State (2018-20) ... With the Cyclones, helped Iowa State reach Top 3 Big 12 rankings in scoring defense in 2018 (22.9 ppg, 1st), 2019 (25.9 ppg, 3rd) and 2020 (21.4 ppg, 2nd)
- ▶ Spent four years at Duquesne as co-defensive coordinator/LBs coach (2015-17) and LBs coach (2014) ... **Christian Kuntz**, became the NEC's all-time sack leader (30.5) and was a three-time FCS All-American
- ▶ Mentored the CBs and LBs at Indiana University of Pennsylvania (2010-12) ... The Crimson Hawks ranked 1st in Division II football in scoring defense (12.5 ppg) and total defense (257.9 ypg) in 2012
- ▶ Coached WRs/special teams at Plymouth State (NH) in 2009



**MIKE DIANGELO**  
**DEFENSIVE QUALITY CONTROL**

NFL Experience: 1st Year (1st with Eagles)  
 College: Baldwin Wallace Hometown: Steubenville, OH

- ▶ Hired by the Eagles as a defensive quality control coach during the 2023 offseason ... Brings 17 overall years of coaching experience
- ▶ Served as the TEs and inside receivers coach at Jacksonville State in 2022 ... Also held the same duties at UL-Monroe in 2021
- ▶ Completed one-year stints working as an offensive analyst at Illinois (2020) and player personnel analyst at Ole Miss (2019)
- ▶ Prior to Ole Miss, spent six seasons at the University of Arizona, where he was a defensive analyst (2016-18) and defensive graduate assistant (2013-15) ... While assisting the Wildcats defense, DiAngelo helped oversee the production of **Scooby Wright**, who was recognized as a first-team All-American after registering 15.0 sacks in 2014
- ▶ From 2007-12, held various roles at Washington and Jefferson College, including time with the secondary, QBs, WRs and special teams
- ▶ Began his coaching career assisting with the QBs and special teams units at Concord University during the 2006 campaign



**ERIC DICKERSON**  
**OFFENSIVE QUALITY CONTROL**

NFL Experience: 3rd Year (3rd with Eagles)  
 College: South Carolina State Hometown: Goose Creek, SC

- ▶ Named an offensive quality control coach in 2022 after working as a defensive assistant in 2021 ... First joined the Eagles' staff through the NFL's Bill Walsh Diversity Coaching Fellowship Program
- ▶ Aided an Eagles coaching staff that helped the team advance to Super Bowl LVII in 2022 ... Assisted a record-breaking offense that set club marks in points (477), scrimmage TDs (57), rushing TDs (32), third-down conversion rate (45.9%) and red zone TD efficiency (67.8%)
- ▶ During the 2021 season, contributed to an Eagles defensive unit that allowed the 5th-fewest explosive plays (117) in the NFL, while ranking 10th in opponent yards per game (328.8) ... Philadelphia also tied for the 2nd-most defensive TDs (5) in the league
- ▶ Before the Eagles, spent three years at Duke as a football analyst from 2018-20, working on special teams and with the WRs/TEs on offense ... In that span, the Blue Devils produced Top 3 ACC finishes in kickoff return yards and punt return yards in 2019 and 2020 ... Helped guide **Noah Gray** to second-team All-America accolades after he totaled the 2nd-most receptions (51) by a TE in program history in 2019
- ▶ Started his coaching career working with the TEs and FBs at his alma mater, South Carolina, during the 2017 campaign
- ▶ A four-year starter and two-year captain on the OL at South Carolina State ... Led the Bulldogs to conference titles in 2013 and 2014






**TYLER  
YELK**

**ASSISTANT TO THE HEAD COACH**



**NFL Experience:** 1st Year (1st with Eagles)  
**College:** Minnesota-Duluth **Hometown:** Arlington, WI

- ▶ Joined the Eagles' coaching staff as the assistant to the head coach in 2023 after spending the previous 14 years in the collegiate ranks
- ▶ In 2022, coached the safeties at Idaho and assisted a defense that led the conference and ranked T-5th overall in the FCS in INTs (16) ... In addition, the Vandals finished 2nd among Big Sky programs in total defense (336.8 ypg) as well as 3rd in passing defense (190.0 ypg)
- ▶ Coached the safeties and nickels at Temple from 2019-21
- ▶ Worked with the safeties at Northern Illinois in 2018 ... Helped the Huskies rank 1st in the conference in both scoring defense and total defense, in addition to winning the MAC Championship
- ▶ During the 2016-17 seasons, served as the co-defensive coordinator and safeties coach at South Dakota ... Also worked at Western Illinois for three years as the DBs/special teams coach (2013-14) and co-defensive coordinator (2015) ... In 2015, Western Illinois led the MVFC in takeaways (11th in the nation) and INTs (7th in the nation)
- ▶ Began his coaching career at his alma mater, Minnesota-Duluth, in 2009 ... In total, he spent four seasons with the Bulldogs, working with the DBs each year while also taking on special teams coordinator duties in 2012 ... In 2010, when Minnesota-Duluth claimed the NCAA Division II title with an undefeated season, he became the first Bulldog to win a national championship as both a player and coach



**EXECUTIVE ADMINISTRATION**

**Jeffrey Lurie**.....Chairman and Chief Executive Officer  
**Don Smolenski**.....President  
**Aileen Dargosa**.....Senior Vice President, General Counsel and Administrative Officer  
**Tina D’Orazio**.....Senior Vice President & Chief of Staff, Office of the Chairman/CEO  
**Frank Gumieny**.....Senior Vice President, Chief Operating Officer  
**Jen Kavanagh**.....Senior Vice President, Media and Marketing  
**Bob Lange**.....Senior Vice President, Communications  
**Jason Miller**.....Senior Vice President, Operations  
**Brian Napoli**.....Senior Vice President, Corporate Partnerships

**EXECUTIVE ADMINISTRATION SUPPORT**

**Lee Ann Hartley**.....Director, Office of the Chairman/CEO  
**Daniel Goldsmith**.....Business Manager  
**Alexandra Gunther**.....Administrative Assistant, Office of the Chairman/CEO  
**Katy Moroz**.....Executive Assistant  
**Liz Reed**.....Executive Assistant to President  
**Tara Sutphen**.....Operations and Event Manager, Office of the Chairman/CEO  
**Jessica Teson**.....Executive Assistant

**FOOTBALL OPERATIONS**

**Howie Roseman**.....Executive Vice President/General Manager  
**Jon Ferrari**.....Assistant General Manager  
**Alec Halaby**.....Assistant General Manager  
**Dom DiSandro**.....Senior Advisor to the General Manager/Chief Security Officer  
**Anthony Cozzi**.....Vice President of Software Innovation  
**Greg Delimitros**.....Vice President of Equipment Operations  
**Patrick Dolan**.....Vice President of Football Technology  
**Bryce Johnston**.....Vice President of Football Transactions and Strategic Planning  
**Jake Rosenberg**.....Vice President of Football Administration  
**Paul Lancaster**.....Senior Director of Player Engagement  
**Connor Barwin**.....Director of Player Development  
**Adam Berry**.....Director of Football Operations and Strategy  
**Kevin Dougherty**.....Director of Video Operations  
**James Gilman**.....Director of Football Analytics  
**Dan Ryan**.....Director of Team Travel and Football Logistics  
**Jeff Scott**.....Director of Football Operations  
**Katie David**.....Football Operations Director  
**Jon Liu**.....Assistant Director of Football Analytics  
**Kathy Mair**.....Player Resource Coordinator/Assistant Director of Player Engagement  
**Tom Rossi**.....Assistant Director of Football Technology  
**Craig Blake**.....Assistant Equipment Manager  
**Terrence Braxton**.....Football Operations Coordinator  
**Nick Church**.....Lead Software Innovator  
**Zach Drapkin**.....Quantitative Analyst  
**Kanisha Gonzalez**.....Video Assistant  
**Peter Gould**.....Assistant Equipment Manager  
**Ryan Maddocks**.....Manager of Video Operations  
**Kevin Mahon**.....Football Creative Services Producer  
**Patrick McDowell**.....Player Development Assistant/Scout  
**Edward Miller**.....Assistant Equipment Manager  
**Elsie Reyes**.....Administrative Assistant, Football Operations  
**Marlon Sanders**.....Video Assistant  
**Zachary Steever**.....Senior Quantitative Analyst  
**Nick Still**.....Assistant Equipment Manager

**SCOUTING**

**Dave Caldwell**.....Senior Personnel Director/

**Matt Russell**.....Senior Personnel Director/Advisor to the General Manager  
**Anthony Patch**.....Senior Director of College Scouting  
**Brandon Hunt**.....Director of Scouting  
**Charles Walls**.....Director of Player Personnel  
**Alan Wolking**.....Director of Player Personnel  
**Phil Bhaya**.....Director of College Scouting  
**Max Gruder**.....Director of Pro Scouting  
**Ameena Soliman**.....Director of Personnel Operations/Pro Scout  
**Jeremy Gray**.....Assistant Director of Pro Scouting  
**Ryan Myers**.....Assistant Director of College Scouting  
**Cam Bradfield**.....Mid Atlantic Area Scout  
**Lee DiValerio**.....Southeast Area Scout  
**Jordan Dizon**.....National Scout  
**Matt Holland**.....Midwest Area Scout  
**Ben Ijalana**.....Northeast Area Scout  
**Jarrold Kilburn**.....College/Pro Scout  
**Brad Obee**.....Southwest Area Scout  
**Rod Streater**.....NFS Scout

**SPORTS MEDICINE AND PERFORMANCE**

**Tom Hunkele**.....Vice President of Sports Medicine/Head Athletic Trainer  
**Ted Rath**.....Vice President of Player Performance  
**Fernando Noriega**.....Head Strength and Conditioning Coach  
**Jerome Reid**.....Senior Athletic Trainer  
**Joseph O’Pella**.....Associate Athletic Trainer  
**Edward Grayer**.....Associate Strength and Conditioning Coach  
**Dustin Woods**.....Associate Strength and Conditioning Coach  
**Mike Minnis**.....Director of Performance Nutrition/Assistant Strength and Conditioning Coach  
**Ben Wagner**.....Assistant Strength and Conditioning Coach  
**Stephanie Coppola**.....Associate Performance Nutrition Coordinator  
**Steven Feldman**.....Coordinator of Rehabilitation  
**Shaniece Jackson**.....Assistant Athletic Trainer  
**Trey Kunz**.....Performance Physical Therapist  
**Autumn Lockwood**.....Associate Performance Coach  
**Monte Wong**.....Coordinator of Rehabilitation

**ACCOUNTING**

**Greg McDonald**.....Vice President of Financial Operations  
**Tony Orazi**.....Vice President of Financial Reporting  
**Andrea Sorli**.....Director of Finance and Accounting  
**Jeanine Burness**.....Payroll & HRIS Manager  
**Sasha Jones**.....Accounting Coordinator  
**Alison Neville**.....Accounting Manager  
**Kathleen Rosi**.....Accounts Payable Manager

**HUMAN RESOURCES**

**Kristie Pappal**.....Vice President of Human Resources  
**Erik Rausch**.....Director of Human Resources  
**Colleen Scoles**.....Talent Acquisition Manager  
**Kelly Whitt**.....HRIS Specialist

**STRATEGY**

**Julian Lurie**.....Business and Football Operations Strategy

**LEGAL**

**Marla Axelrod**.....Vice President, Deputy General Counsel  
**Daniel-John Sewell**.....Associate Counsel

**EAGLES ENTERTAINMENT**

**Eric Long**.....Vice President of Content & Production  
**Stacy Kelleher**.....Director of Production



Sarah Zangrilli.....Director of Digital Strategy  
 Julie Bacanskas.....Senior Manager, Social Media  
 Chris Barletto.....Senior Producer  
 Blaise Basile.....Senior Feature Producer  
 Jamal Cooley.....Social Media Senior Coordinator  
 Ray Doyle.....Senior Manager, Production  
 Fran Duffy.....Analysis Content Manager  
 Donovan Edwards.....Special Projects Producer  
 Melissa Higgins.....Studio Production Manager  
 Alessandra Lane.....Senior Manager, Live Event Production  
 Wes Lauria.....Digital Asset Coordinator  
 Joshua Lee.....Social Media Coordinator  
 Kiel Leggere.....Photography Director  
 Chris McPherson.....Senior Manager, Digital Media  
 Taylor Moy.....Live Events Producer  
 Nahom Nega.....Video Editor  
 Mike O'Connor.....Senior Editor  
 Chris Rutledge.....Digital Product Manager  
 Dave Spadaro.....Eagles Insider  
 Melissa Ward.....Digital Product Coordinator  
 Kelsey Welsh.....Short Form Content Specialist  
 Jennifer White.....Senior Manager, Digital Assets

Tracy Foster.....Vice President of Corporate Partner Activation  
 Mat Warner.....Vice President of Premium Sales  
 Maura Strohsacker.....Director of Corporate Partner Activation  
 Christian Molnar.....Team Relationships Director  
 Ernie Burrell.....Senior Sales Director, Corporate Partnerships  
 Shane Campbell.....Corporate Partner Activation Manager  
 Ryan Cullen.....Partnerships Activation Account Executive  
 Mark DiFrancesco.....Corporate Partnership Activation Coordinator  
 Pat Jeffries.....Premium Sales Director  
 Nikki Jost.....Senior Manager, Corporate Partner Activation  
 Griffin Kennedy.....Account Executive, Corporate Partnerships  
 Joe Malatesta.....Senior Sales Director, Premium Suite Sales  
 Drew Masciangelo.....Senior Manager, Premium Sales and Service  
 Nick Michaels.....Corporate Partnerships Director  
 Clark Minken.....Premium Sales Director  
 Brandy Pickett.....Premium Services Account Executive  
 Jessica Philippou.....Assistant Manager, Suite Services  
 Emma Rutherford.....Premium Services Account Executive  
 Ryan Sheehan.....Corporate Partnerships Director  
 Emily Shields.....Partnership Activation Account Executive  
 Brandon Sochovka.....Assistant Manager, Suite Services  
 Erica Sorrels.....Activation and Partner Solutions Manager

**BUSINESS DATA AND ANALYTICS**

Tanmay Patel.....Vice President of Business Data and Analytics  
 Andrew Kromer.....Data Engineer  
 Julia Nowels.....CRM Manager

**COMMUNICATIONS**

Brett Strohsacker.....Vice President of Football Communications  
 Anthony Bonagura.....Director of Corporate Communications  
 John Gonoude.....Senior Manager, Football Communications  
 Allison Waddington.....Communications Manager

**COMMUNITY RELATIONS**

Julie Hirshey.....Vice President of Community Relations  
 Brendan Clark.....Community Relations & Youth Football Coordinator  
 Daniel Levy.....Youth Football and Community Relations Manager  
 Carly Pennacchia.....Community Relations Manager  
 Taylor Wilson.....Community Relations Coordinator

**INFORMATION TECHNOLOGY**

John Pawling.....Vice President of Information Technology  
 Bill Mizell.....Director of Network Operations  
 Christian Coslett.....Assistant Network Administrator  
 Mike Gibboni.....Systems Administrator  
 Terrance Hopkins.....Technical Support Specialist  
 Scott Jaudas.....Telecommunications Administrator  
 Steve Jones.....Technical Support Specialist

**MARKETING**

Brian Papson.....Vice President of Marketing  
 Poorya Nayerahmadi.....Director of Marketing  
 Barbara Zaun.....Director of Entertainment Groups  
 Jessica Cashin.....Senior Manager, Marketing  
 Kevin di Girolamo.....Assistant to SWOOP  
 Christine Dorn.....Senior Designer  
 Andrew Gerdes.....Marketing Coordinator  
 Loraine Griffiths.....Lead Designer  
 Denise Kozul.....Marketing and Executive Assistant  
 Joey Petti.....Marketing Coordinator  
 Matthew Schwenk.....Senior Designer

**SALES AND SERVICES**

Greg DeLuca.....Vice President of Premium Development

**FACILITIES AND STADIUM OPERATIONS**

Ryan Hummel.....Vice President of Facilities Operations  
 Tom Brennan.....Director of Facilities  
 JP Hayslip.....Director of Facilities Security  
 Otha Bledsoe.....Electrician  
 John Candelori.....Carpenter  
 Tom Caracciolo.....Conversion Manager  
 James Carter.....A/V Systems Engineer  
 Edward Dean.....Facilities  
 Chris DeBellis.....NovaCare Facility Manager  
 Fred DeVice.....Controls Technician  
 William Dunfee.....Plumber  
 Robert Ferrara.....Carpenter  
 Chris Fink.....Project Manager  
 Colleen Iskenian.....Facility Security Manager  
 Cristian Narino Garcia.....Facilities Operations Coordinator  
 Chris Golderer.....Steamfitter  
 Lou Giorla.....Carpenter/Foreman  
 Tajmir Harris.....Shipping and Receiving Coordinator  
 Michael Hartman.....Carpenter  
 Bob Hellmuth.....Steamfitter  
 Shawn James.....Carpenter  
 Herbert Keyser.....Electrician/Foreman  
 Vimal Koruth.....Facility Operations Coordinator  
 Jim McGurk.....Building Maintenance Manager  
 Ray Murphy.....Plumber/Foreman  
 Jennifer Mastrangelo.....Operations Administration Manager  
 Greg Poda.....Operations Services Director  
 Rich Prutzman.....Warehouse Supervisor  
 Tom Riley.....Steamfitter/Foreman  
 David Sullivan.....Senior Broadcast and Media Engineer  
 Bridget Waldron.....Facilities Security Coordinator  
 Stephen Weingarten.....Lincoln Financial Field Facility Manager  
 Wayne Zarnowski.....Electrician

**TICKET AND FAN SERVICES**

Kevin Sorli.....Director of Ticketing  
 Norman Vosschulte.....Director of Fan Experience and Sustainability  
 Brian Dea.....Senior Manager, Event Staff Operations  
 Paige Davenport.....Season Ticket Member Services Coordinator  
 Doug Lesser.....Ticket Operations Finance Manager





Nicole Luff ..... Ticket Operations Assistant Manager  
 Jim McCafferty ..... Senior Manager, Special Event Ticketing  
 Megan McGuire ..... Fan Experience Coordinator  
 Katherine Mulders ..... Event Staff Experience Coordinator

**MERCHANDISE**

Emily McNichol ..... Director of Merchandise  
 Isaac Brubaker ..... Rockvale Pro Shop Manager,  
 Inventory Control Specialist  
 Timothy Crouch ..... Senior Manager, Merchandise  
 Brittany Mecca ..... Pro Shop Manager, Cherry Hill  
 MK Meagher ..... Rockvale Pro Shop Coordinator  
 Adam Geremski ..... Merchandise Warehouse Coordinator

**GROUNDS**

Tony Leonard ..... Vice President of Grounds  
 Eddie Harbaugh ..... Sports Field Manager  
 Shawn Mackin ..... Field Maintenance Coordinator  
 Josh Riley ..... Mechanic  
 Chris Weaver ..... Landscape Manager  
 John Ferraro ..... Landscape Coordinator

**EVENT OPERATIONS**

Chris Sharkoski ..... Director of Event Operations  
 Lauren Gress ..... Senior Manager, Event Operations  
 Colette Brandt ..... Events Coordinator  
 Lauren Hayes ..... Events Coordinator

**EAGLES AUTISM FOUNDATION**

Ryan Hammond ..... Executive Director  
 Neva Graham-Kelly ..... Director of Development  
 Kirsten Saraceni ..... Director of Scientific Programs and  
 Inclusion Initiatives  
 Olivia Schaller ..... Marketing and Communications Manager to EAF  
 Cathryn Antonacio ..... Strategic Partnerships & Fundraising Coordinator  
 Sloan Mass ..... Program Coordinator



# PLAYER BIOS



**FRONT OFFICE & COACHING STAFF**

**PLAYER BIOS**

**2022 EAGLES STATISTICS**

**RECORD BOOK**


**ALL-TIME RESULTS**

**ALL-TIME ROSTERS**

**HONORS & HISTORY**

**YEAR-BY-YEAR STATISTICS**

**OFF THE FIELD**



# DEVON ALLEN

WIDE RECEIVER | 82

**Height:** 6-1 **Weight:** 190 **DOB:** Dec. 12, 1994 (Age 28)  
**NFL Experience:** 1st Year (1st with Eagles) **Acquired:** FA-22  
**College:** Oregon **Hometown (HS):** Phoenix, AZ (Brophy Prep)



**Nickname:** D.A. ... **Hobbies:** Hanging out with his dog, Barry; playing video games, such as *Call of Duty* and *Halo*; mixing music ... **Favorite music:** Drake, Kendrick Lamar, Sheff G, Dave, Digga D, Skepta, and Stormzy ... **Bucket list:** Become a classically-trained chef ... **Favorite food:** Sushi, ramen, dumplings, and banh mi ... **Biggest inspiration:** His father ... **Favorite athlete growing up:** Hines Ward ... **If he could play another sport:** Golf ... **Favorite TV show:** *Peaky Blinders*



## BIRDSEED

- ▶ A two-time U.S. Olympian (2016, '20) in the 110m hurdles event ... Returned to playing football during the 2022 offseason after a six-year hiatus competing as an Olympic track and field athlete
- ▶ A finalist in the World Athletic Championships in July 2022
- ▶ Competed in the USATF NYC Grand Prix in June 2022, where he registered the 3rd-fastest 110m hurdles time (12.84) in history ... His mark finished just .04 seconds shy of the world record set in 2012
- ▶ Captured the Penn Relays' Olympic Development 110m hurdles competition with a time of 13.11 at Franklin Field in Philadelphia in April 2022 ... Broke a meet record that had lasted since 1998 and also set the best time in the world for the year at that point ... Many of Allen's Eagles teammates were in attendance watching him compete
- ▶ Finished 4th in the Tokyo 2020 Olympic Games with a time of 13.14 after placing 2nd at the U.S. Olympic Trials ... A finalist in the Rio 2016 Olympic Games, placed 5th with a time of 13.31 after winning the U.S. Olympic Trials ... A three-time U.S. National Champion (2014, '16, '18) ... In 2021, became just the 13th American hurdler to eclipse the 13-second barrier after setting a then-personal best of 12.99
- ▶ Named an All-American after winning the NCAA Outdoor Championships in the 110m hurdles in 2014 and 2016 ... At the time, his 13.16 mark in 2014 was the 2nd-fastest in NCAA history ... Also won the USATF Outdoor Championships in the 110m hurdles in 2014
- ▶ He and his fraternal twin sister, Carissa, were born seven hours apart and two months premature at Group Health Cooperative in Seattle, WA ... The two remained in the hospital for a month due to breathing issues ... Both became collegiate athletes, as Carissa played volleyball at Northwest Christian University (Eugene, OR)

## CAREER HIGHLIGHTS

- ▶ Contributed to the Eagles' practice squad during the 2022 campaign, when Philadelphia made an appearance in Super Bowl LVII

## 2022 SEASON - EAGLES

- ▶ Spent the entirety of his first NFL season on the practice squad
- ▶ During the preseason, caught a 55-yard TD pass from **Reid Sinnett** at Cleveland (8/21/22), marking his first TD in six years

## COLLEGE HIGHLIGHTS

- ▶ Saw action in 29 games at Oregon (2014-16), recording 919 yards and 8 TDs on 54 catches (17.0 avg.) ... A member of the Ducks team that reached the 2015 College Football Playoff National Championship
- ▶ Logged 41 receptions for 684 yards (16.7 avg.) and a team-best 7 TDs during the 2014 campaign (all career highs)

## TRANSACTIONS

- ▶ **4/8/22** - Signed by PHI to 3-year contract ... **8/30/22** - Waived by PHI ... **8/31/22** - Signed by PHI to practice squad ... **2/16/23** - Signed by PHI to reserve/future contract





# DAN ARNOLD

TIGHT END | 46



Height: 6-6 Weight: 240 DOB: March 15, 1995 (Age 28)

NFL Experience: 6th Year (1st with Eagles) Draft: UDFA-18 by NO Acquired: FA-Jax-23

College: Wisconsin-Platteville Hometown (HS): Fargo, ND (Shanley)

## CAREER STATISTICS

Year	Team	GP/S	RECEIVING					OFF SNAPS	
			Rec	Yds	Avg	Lg	TD	No	Pct
2018	New Orleans	10/1	12	150	12.5	25t	1	525	48%
2019	New Orleans	2/0	2	25	12.5	19	0	45	4%
	Arizona	3/1	6	102	17.0	37	2	59	6%
	<i>Totals</i>	<i>5/1</i>	<i>8</i>	<i>127</i>	<i>15.9</i>	<i>37</i>	<i>2</i>	---	---
2020	Arizona	16/5	31	438	14.1	59t	4	469	41%
2021	Carolina	3/1	7	84	12.0	19	0	82	7%
	Jacksonville	8/3	28	324	11.6	28	0	281	26%
	<i>Totals</i>	<i>11/4</i>	<i>35</i>	<i>408</i>	<i>11.7</i>	<i>28</i>	<i>0</i>	---	---
2022	Jacksonville	17/0	9	135	15.0	26	0	167	15%
<b>Totals</b>		<b>59/11</b>	<b>95</b>	<b>1,258</b>	<b>13.2</b>	<b>59t</b>	<b>7</b>	---	---

## PLAYOFFS

2018	New Orleans	1/0	0	0	0	0	0	0	0%
2022	Jacksonville	2/0	0	0	0	0	0	3	2%
<b>Totals</b>		<b>3/0</b>	<b>0</b>	<b>0</b>	<b>0</b>	<b>0</b>	<b>0</b>	---	---

## ADDITIONAL STATISTICS

**Fumbles/Lost:** 4/2 - 2018 (1/0), 2020 (2/1), 2021 (1/1)

**Kickoff Returns:** 1-13 - 2021 (1-13)

## CAREER HIGHS

Receptions	8	10/31/21 at Sea.
Receiving Yards	76	12/29/19 at LAR
Receiving Long	59t	12/6/20 vs. LAR
Receiving TDs	2	12/6/20 vs. LAR



## BIRDSEED

- ▶ A multi-sport athlete at Wisconsin-Platteville, where he played football and ran track ... A national runner-up in the Division III 60m hurdle
- ▶ Originally born in Wisconsin before moving to North Dakota ... Moved following his junior year after his father took a job in Fargo ... Finished as Shanley (ND) High School's MVP en route to a Class AA state title
- ▶ Previously supported the Boys & Girls Club of Janesville, WI, through the league's *My Cause My Cleats* campaign ... Aimed to celebrate their role in helping local kids achieve their full potential .... Credits the Boys & Girls Club for some of his best memories as a child

## CAREER HIGHLIGHTS

- ▶ Has accumulated 1,258 receiving yards and 7 TDs on 95 catches (13.2 avg) in 59 contests (11 starts) in stints with four teams (New Orleans, Arizona, Carolina, Jacksonville) over his first five seasons
- ▶ Led all TEs in receiving average (14.1) in 2020 (min. 30 catches)

## 2022 SEASON - JAGUARS

- ▶ Saw action in all 17 games, playing in 167 snaps ... Finished with 135 yards on 9 receptions (15.0 avg.) ... Appeared in both playoff games
- ▶ Recorded a season-long 26-yard catch at Philadelphia (10/2/22)

## COLLEGE HIGHLIGHTS

- ▶ Played collegiately at Wisconsin-Platteville, where he recorded 2,195 yards and 30 TDs on 124 receptions in 32 career games as a WR
- ▶ Voted the WIAC Offensive Player of the Year and garnered first-team All-WIAC honors after leading the team with 1,176 yards and 16 TDs as a senior in 2016 ... Appeared in all 10 games as a junior and registered 921 yards on 48 catches for a 19.2 receiving average

## TRANSACTIONS

- ▶ **2017** - Signed by NO as UDFA ... **6/16/17** - Placed on Reserve/Injured ... **8/31/19** - Waived by NO ... **9/1/19** - Signed by NO to practice squad ... **10/19/19** - Signed by NO to active roster from practice squad ... **12/4/19** - Waived by NO ... **12/5/19** - Claimed off waivers by ARI ... **3/22/21** - Signed by CAR to 2-year contract ... **9/27/21** - Acquired by JAX from CAR in exchange for CB **C.J. Henderson** and 2022 5th-round draft choice ... **11/30/21** - Placed on Reserve/Injured ... **12/27/21** - Placed on Reserve/COVID-19 ... **1/5/22** - Activated from Reserve/COVID-19 ... **5/8/23** - Signed by PHI to 1-year contract



2022 GAME-BY-GAME STATISTICS (JAX)										
Date	Opp		GP/S	Rec	Yds	Avg	Lg	TD	Snaps	Pct
Sep 11	at Was	L	1/0	0	0	---	--	0	11	16%
Sep 19	Ind	W	1/0	1	8	8.0	8	0	16	23%
Sep 25	at LAC	W	1/0	0	0	---	--	0	8	11%
Oct 2	at Phi	L	1/0	1	26	26.0	26	0	6	13%
Oct 9	Hou	L	1/0	1	20	20.0	20	0	8	11%
Oct 16	at Ind	L	1/0	0	0	---	--	0	3	5%
Oct 23	NYG	L	1/0	1	24	24.0	24	0	10	14%
Oct 30	Den	L	1/0	1	8	8.0	8	0	15	21%
Nov 6	LV	W	1/0	1	19	19.0	19	0	24	35%
Nov 13	at KC	L	1/0	1	8	8.0	8	0	6	10%
Nov 27	Bal	W	1/0	0	0	---	--	0	3	5%
Dec 4	at Det	L	1/0	0	0	---	--	0	8	14%
Dec 11	at Ten	W	1/0	1	5	5.0	5	0	15	21%
Dec 18	Dal	W	1/0	0	0	---	--	0	7	10%
Dec 24	at NYJ	W	1/0	1	17	17.0	17	0	13	18%
Jan 1	at Hou	W	1/0	0	0	---	--	0	14	22%
Jan 8	Ten	W	1/0	0	0	---	--	0	0	0%
<b>Totals</b>			<b>17/0</b>	<b>9</b>	<b>135</b>	<b>15.0</b>	<b>26</b>	<b>0</b>	<b>167</b>	<b>15%</b>
PLAYOFFS										
Jan 14	LAC	W	1/0	0	0	0	0	0	2	3%
Jan 21	KC	L	1/0	0	0	0	0	0	1	2%
<b>Totals</b>			<b>2/0</b>	<b>0</b>	<b>0</b>	<b>0.0</b>	<b>0</b>	<b>0</b>	<b>3</b>	<b>2%</b>





# DEREK BARNETT

DEFENSIVE END | 96



**Height:** 6-3 **Weight:** 259 **DOB:** June 25, 1996 (Age 27)  
**NFL Experience:** 7th Year (7th with Eagles) **Draft:** D1-17 (14th overall) by PHI  
**College:** Tennessee **Hometown (HS):** Brentwood, TN (Brentwood Academy)

**SUPER BOWL CHAMPION:** 2017 (LII) **ALL-ROOKIE:** 2017

## CAREER STATISTICS

Year	Team	GP/S	TACKLES				PASS RUSH			INTERCEPTIONS					FUMBLES		DEF SNAPS	
			Total	Solo	Asst	TFL	Sacks	QBH	QBP	Int	Yds	Lg	TD	PD	FF	FR	No	Pct
2017	Philadelphia	15/0	21	18	3	8	5.0	16	36	0	0	--	0	0	1	2	424	41%
2018	Philadelphia	6/6	16	11	5	5	2.5	11	22	0	0	--	0	0	0	0	235	23%
2019	Philadelphia	14/14	30	25	5	10	6.5	22	47	0	0	--	0	0	2	0	712	69%
2020	Philadelphia	13/10	34	21	13	6	5.5	16	28	0	0	--	0	0	0	0	534	49%
2021	Philadelphia	16/15	46	20	26	7	2.0	11	46	0	0	--	0	0	0	0	720	64%
2022	Philadelphia	1/0	0	0	0	0	0.0	0	1	0	0	--	0	0	0	0	12	1%
<b>Totals</b>		<b>65/45</b>	<b>147</b>	<b>95</b>	<b>52</b>	<b>36</b>	<b>21.5</b>	<b>76</b>	<b>180</b>	<b>0</b>	<b>0</b>	<b>--</b>	<b>0</b>	<b>0</b>	<b>3</b>	<b>2</b>	<b>---</b>	<b>---</b>

## PLAYOFFS

2017	Philadelphia	3/0	2	2	0	0	1.0	2	9	0	0	--	0	0	1	1	83	40%
2019	Philadelphia	1/1	3	1	2	0	0.0	2	1	0	0	--	0	0	0	0	56	88%
2021	Philadelphia	1/1	4	1	3	0	0.5	1	5	0	0	--	0	0	0	0	58	79%
<b>Totals</b>		<b>5/2</b>	<b>9</b>	<b>4</b>	<b>5</b>	<b>0</b>	<b>1.5</b>	<b>5</b>	<b>15</b>	<b>0</b>	<b>0</b>	<b>--</b>	<b>0</b>	<b>0</b>	<b>1</b>	<b>1</b>	<b>---</b>	<b>---</b>

## ADDITIONAL STATISTICS

**Fumble Recovery TDs:** 1 - 2017 (1) **Blocked FGs:** 2 - 2017 (1), 2020 (1), **Blocked FG Recoveries:** 1 - 2017 (1) **Blocked PATs:** 2 - 2017 (1), 2019 (1)

## CAREER HIGHS

<b>Tackles</b>	6	2x, last: 12/1/19 at Mia.
<b>Sacks</b>	2.0	4x, last: 9/27/20 vs. Cin.
<b>INTs</b>	--	---
<b>PDs</b>	--	---
<b>FFs</b>	1	4x, last: 10/27/19 at Buf.
<b>FRs</b>	1	3x, last: 2/4/18 at NE (SB)

**First job:** Worked on a farm cutting grass and weeding ... **Bucket list:** Travel to Africa ... **Prized possessions:** His old college and high school jerseys ... **Desired talent:** Ability to sing ... **Best player he ever lined up against:** Jason Peters in practice ... **Player he models his game after:** Michael Bennett ... **Favorite movie:** *Boyz n the Hood*



## BIRDSEED

- ▶ Organizes multiple free youth football camps for boys and girls
- ▶ Considers his mother, Christine, his best friend and inspiration ... Christine, who worked in a UPS warehouse and at times held three jobs to support her children, instilled a humble attitude in him

## CAREER HIGHLIGHTS

- ▶ Recovered the fumble on **Brandon Graham's** fourth-quarter strip-sack of Patriots QB **Tom Brady** in **Super Bowl LII** ... The takeaway set up a 46-yard FG by **Jake Elliott** that gave the Eagles a 41-33 lead with 1:05 remaining ... Considered the best defensive play in team history
- ▶ Named to the PFWA **All-Rookie** Team in 2017

## 2022 SEASON - EAGLES

- ▶ Played 12 snaps before suffering a season-ending injury in Week 1

## COLLEGE HIGHLIGHTS

- ▶ Played in 39 games (36 starts) during his three-year career at Tennessee, where he established a program record with 33.0 sacks ... Surpassed the previous record of 32.0 set by Pro Football Hall of Famer and Eagles legend **Reggie White** (1980-83)
- ▶ Earned first-team All-America honors from the *Associated Press* as a junior in 2016 after registering a career-high 13.0 sacks with 56 total tackles, 19 TFLs, 16 hurries and 2 FFs
- ▶ Named second-team All-SEC by the *Associated Press* after leading the team with 10.0 sacks as a sophomore in 2015 ... Also received second-team All-SEC and Freshman All-America honors after setting a true-freshman school record with 10.0 sacks





2022 GAME-BY-GAME STATISTICS (PHI)												
Date	Opp		GP/S	Tot	Solo	Sk	Int	PD	FF	FR	Snaps	Pct
Sep 11	at Det	W	1/0	0	0	0.0	0	0	0	0	12	17%
Sep 19	Min	W	0/0	RESERVE/INJURED								
Sep 25	at Was	W	0/0	RESERVE/INJURED								
Oct 2	Jax	W	0/0	RESERVE/INJURED								
Oct 9	at Ari	W	0/0	RESERVE/INJURED								
Oct 16	Dal	W	0/0	RESERVE/INJURED								
Oct 30	Pit	W	0/0	RESERVE/INJURED								
Nov 3	at Hou	W	0/0	RESERVE/INJURED								
Nov 14	Was	L	0/0	RESERVE/INJURED								
Nov 20	at Ind	W	0/0	RESERVE/INJURED								
Nov 27	GB	W	0/0	RESERVE/INJURED								
Dec 4	Ten	W	0/0	RESERVE/INJURED								
Dec 11	at NYG	W	0/0	RESERVE/INJURED								
Dec 18	at Chi	W	0/0	RESERVE/INJURED								
Dec 24	at Dal	L	0/0	RESERVE/INJURED								
Jan 1	NO	L	0/0	RESERVE/INJURED								
Jan 8	NYG	W	0/0	RESERVE/INJURED								
<b>Totals</b>			<b>1/0</b>	<b>0</b>	<b>0</b>	<b>0.0</b>	<b>0</b>	<b>0</b>	<b>0</b>	<b>0</b>	<b>12</b>	<b>1%</b>
PLAYOFFS												
Jan 21	NYG	W	0/0	RESERVE/INJURED								
Jan 29	SF	W	0/0	RESERVE/INJURED								
Feb 12	vs. KC	L	0/0	RESERVE/INJURED								
<b>Totals</b>			<b>0/0</b>	<b>0</b>	<b>0</b>	<b>0.0</b>	<b>0</b>	<b>0</b>	<b>0</b>	<b>0</b>	<b>0</b>	<b>0%</b>

MULTI-SACK GAMES		
Date	Opponent	Sacks
9/27/20	vs. Cincinnati Bengals (T, 23-23)	2.0
12/29/19	at New York Giants (W, 34-17)	2.0
11/19/17	at Dallas Cowboys (W, 37-9)	2.0
10/23/17	vs. Washington (W, 34-24)	2.0
9/23/18	vs. Indianapolis Colts (W, 20-16)	1.5



**TRANSACTIONS**

- ▶ **2017** - Drafted by PHI in 1st round (14th overall) ... **10/25/18** - Placed on Reserve/Injured ... **4/28/20** - 5th-year option exercised by PHI ... **12/27/21** - Placed on Reserve/COVID-19 ... **1/1/22** - Activated from Reserve/COVID-19 ... **3/24/22** - Signed by PHI to 2-year contract ... **9/13/22** - Placed on Reserve/Injured



# REED BLANKENSHIP

**SAFETY | 32**



**Height:** 6-1 **Weight:** 203 **DOB:** March 2, 1999 (Age 24)  
**NFL Experience:** 2nd Year (2nd with Eagles) **Draft:** UDFA-22 by PHI  
**College:** Middle Tennessee State **Hometown (HS):** Lester, AL (West Limestone)

## CAREER STATISTICS

Year	Team	GP/S	TACKLES				PASS RUSH			INTERCEPTIONS					FUMBLES		DEF SNAPS	
			Total	Solo	Asst	TFL	Sacks	QBH	QBP	Int	Yds	Lg	TD	PD	FF	FR	No	Pct
2022	Philadelphia	10/4	32	19	13	0	0.0	0	0	1	4	4	0	2	0	0	291	26%
<b>Totals</b>		<b>10/4</b>	<b>32</b>	<b>19</b>	<b>13</b>	<b>0</b>	<b>0.0</b>	<b>0</b>	<b>0</b>	<b>1</b>	<b>4</b>	<b>4</b>	<b>0</b>	<b>2</b>	<b>0</b>	<b>0</b>	<b>---</b>	<b>---</b>

## PLAYOFFS

2022	Philadelphia	3/1	9	3	6	1	0.0	0	0	0	0	--	0	1	1	1	56	37%
<b>Totals</b>		<b>3/1</b>	<b>9</b>	<b>3</b>	<b>6</b>	<b>1</b>	<b>0.0</b>	<b>0</b>	<b>0</b>	<b>0</b>	<b>0</b>	<b>--</b>	<b>0</b>	<b>1</b>	<b>1</b>	<b>1</b>	<b>---</b>	<b>---</b>

## ADDITIONAL STATISTICS

**Special Teams Tackles:** 1 - 2022 (1) **Postseason Special Teams Tackles:** 2 - 2022 (2)

## CAREER HIGHS

<b>Tackles</b>	8	2x, last: 1/1/23 vs. NO.
<b>Sacks</b>	--	---
<b>INTs</b>	1	11/27/22 vs. GB
<b>PDs</b>	1	3x, last: 1/21/23 vs. NYG (Div.)
<b>FFs</b>	1	1/29/23 vs. SF (NFCC)
<b>FRs</b>	1	1/29/23 vs. SF (NFCC)

**First job:** "The only 'job' I ever had was working on a farm in high school. Pretty much everybody did in the area, hauling hay and doing that kind of stuff." ... **Bucket list:** Travel to Bora Bora ... **Prized possession:** "I collected knives when I was younger. My granddad collected knives and he would let me take one from his collection every year for my birthday and add it to my collection. I still cherish that." ... **Someone he would like to meet:** "Morgan Wallen. He's my favorite country artist." ... **Favorite athlete growing up:** "Minkah Fitzpatrick. I was a big Alabama fan growing up and seeing him fly around the field, I just wanted to be like him." ... **Favorite movie:** *Step Brothers* ... **Favorite TV show:** *Peaky Blinders* ... **Favorite food:** "Pizza. Plain, pepperoni, with ranch dip. Ranch makes a world of difference."



## BIRDSEED

- ▶ Is originally from Athens, AL, which is the hometown of **Quez Watkins** and former NFL QB **Philip Rivers** ... Attended high school in Lester, AL, which has a population of roughly 130 people

## CAREER HIGHLIGHTS

- ▶ A member of the Eagles' Super Bowl LVII roster in 2022

## 2022 SEASON - EAGLES

- ▶ Registered 32 total tackles, 2 PDs and 1 INT in 10 games (four starts) ... Became just the third undrafted rookie in Eagles history to start a play-off game, joining **Tre Sullivan** (2018) and **Reno Mahe** (2003)
- ▶ Produced 4 tackles, 1 FF and 1 FR in the NFC Championship Game vs. San Francisco (1/29/23) ... Stripped 49ers WR **Deebo Samuel** and recovered the fumble on the final defensive play of the game
- ▶ Recorded first career INT in the 40-33 win vs. Green Bay (11/27/22) ... Became the first undrafted rookie to ever intercept Packers QB **Aaron Rodgers** ... Finished with a team-high 6 tackles, 1 INT and 1 PD
- ▶ Began his debut season as one of three undrafted rookies to earn an opening day roster spot (also **Josh Jobe** and **Josh Sills**)

## COLLEGE HIGHLIGHTS

- ▶ Played collegiately at Middle Tennessee State (2017-21), where he was a five-year starter and three-year captain ... Is the Blue Raiders' all-time leader with 419 tackles (265 solo) ... Also registered 26.5 TFLs, 19 PDs, 9 INTs, 4 FRs, 3 FFs and 3.0 sacks in 55 career games (50 starts)
- ▶ Voted first-team All-Conference USA following the 2021 season, when he posted career highs with 110 tackles (75 solo), 10 TFLs and 8 PDs along with 3 FRs (1 TD), 2 FFs, 1 INT and 1.0 sack
- ▶ Totaled 58 tackles (40 solo), 3 PDs, 2 INTs, 1 FF and 1 FR en route to second-team All-C-USA honors in 2019 ... Recorded 2 blocked kicks (1 FG, 1 PAT), which tied for the most in the nation
- ▶ Garnered first-team All-C-USA accolades in 2018 after notching 107 tackles (69 solo), 8 TFLs, 7 PDs and 4 INTs (1 TD)

## TRANSACTIONS

- ▶ **2022** - Signed by PHI as UDFA



2022 GAME-BY-GAME STATISTICS (PHI)												
Date	Opp	GP/S	Tot	Solo	Sk	Int	PD	FF	FR	Snaps	Pct	
Sep 11	at Det	W	0/0	INACTIVE								
Sep 19	Min	W	0/0	INACTIVE								
Sep 25	at Was	W	0/0	INACTIVE								
Oct 2	Jax	W	0/0	INACTIVE								
Oct 9	at Ari	W	1/0	1	0	0.0	0	0	0	0	0%	
Oct 16	Dal	W	0/0	INACTIVE								
Oct 30	Pit	W	0/0	INACTIVE								
Nov 3	at Hou	W	1/0	0	0	0.0	0	0	0	0	0%	
Nov 14	Was	L	1/0	0	0	0.0	0	0	0	0	0%	
Nov 20	at Ind	W	1/0	0	0	0.0	0	0	0	2	3%	
Nov 27	GB	W	1/0	6	3	0.0	1	1	0	35	71%	
Dec 4	Ten	W	1/1	3	3	0.0	0	1	0	55	100%	
Dec 11	at NYG	W	1/1	2	2	0.0	0	0	0	18	28%	
Dec 18	at Chi	W	0/0	INACTIVE								
Dec 24	at Dal	L	1/1	8	4	0.0	0	0	0	69	95%	
Jan 1	NO	L	1/1	8	5	0.0	0	0	0	67	97%	
Jan 8	NYG	W	1/0	4	2	0.0	0	0	0	45	71%	
<b>Totals</b>			<b>10/4</b>	<b>32</b>	<b>19</b>	<b>0.0</b>	<b>1</b>	<b>2</b>	<b>0</b>	<b>291</b>	<b>26%</b>	
PLAYOFFS												
Jan 21	NYG	W	1/1	5	2	0.0	0	1	0	48	92%	
Jan 29	SF	W	1/0	4	1	0.0	0	0	1	7	15%	
Feb 12	vs. KC	L	1/0	0	0	0.0	0	0	0	1	2%	
<b>Totals</b>			<b>3/1</b>	<b>9</b>	<b>3</b>	<b>0.0</b>	<b>0</b>	<b>1</b>	<b>1</b>	<b>56</b>	<b>37%</b>	







# IAN BOOK

QUARTERBACK | 19



**Height:** 6-0 **Weight:** 206 **DOB:** March 30, 1998 (Age 25)  
**NFL Experience:** 3rd Year (2nd with Eagles) **Draft:** D4-21 (133rd overall) by NO **Acquired:** W-NO-22  
**College:** Notre Dame **Hometown (HS):** El Dorado Hills, CA (Oak Ridge)

### CAREER STATISTICS

Year	Team	GP/S	PASSING										RUSHING					OFF SNAPS	
			Att	Cmp	Pct	Yds	Y/A	TD	Int	Lg	Sk/Yds	Rate	Att	Yds	Avg	Lg	TD	No	Pct
2021	New Orleans	1/1	20	12	60.0	135	6.8	0	2	56	8/54	40.6	3	6	2.0	3	0	50	5%
2022	Philadelphia	0/0	0	0	---	0	---	0	0	--	0/0	---	0	0	---	--	0	0	0%
<b>Totals</b>		<b>1/1</b>	<b>20</b>	<b>12</b>	<b>60.0</b>	<b>135</b>	<b>6.8</b>	<b>0</b>	<b>2</b>	<b>56</b>	<b>8/54</b>	<b>40.6</b>	<b>3</b>	<b>6</b>	<b>2.0</b>	<b>3</b>	<b>0</b>	<b>---</b>	<b>---</b>

PLAYOFFS																			
Year	Team	GP/S	Att	Cmp	Pct	Yds	Y/A	TD	Int	Lg	Sk/Yds	Rate	Att	Yds	Avg	Lg	TD	No	Pct
2022	Philadelphia	0/0	0	0	---	0	---	0	0	--	0/0	---	0	0	---	--	0	0	0%
<b>Totals</b>		<b>0/0</b>	<b>0</b>	<b>0</b>	<b>---</b>	<b>0</b>	<b>---</b>	<b>0</b>	<b>0</b>	<b>--</b>	<b>0/0</b>	<b>---</b>	<b>0</b>	<b>0</b>	<b>---</b>	<b>--</b>	<b>0</b>	<b>0</b>	<b>0%</b>

### CAREER HIGHS

Pass Attempts	20	12/27/21 vs. Mia.
Completions	12	12/27/21 vs. Mia.
Passing Yards	135	12/27/21 vs. Mia.
Yards/Attempt	6.8	12/27/21 vs. Mia.
Passing Long	56	12/27/21 vs. Mia.
Passing TDs	--	---
Completion %	60.0	12/27/21 vs. Mia.
Passer Rating	40.6	12/27/21 vs. Mia.
Rush Attempts	3	12/27/21 vs. Mia.
Rushing Yards	6	12/27/21 vs. Mia.
Rushing Long	3	12/27/21 vs. Mia.
Rushing TDs	--	---

### CAREER HIGHLIGHTS

- ▶ A member of the Eagles' QBs room that helped the team advance to Super Bowl LVII in 2022 ... Backed up *Associated Press* second-team All-Pro and Pro Bowler **Jalen Hurts** as well as **Gardner Minshew**
- ▶ Started and made his debut on 12/27/21 vs. Miami with New Orleans ... Finished with 135 yards on 12-of-20 (60.0%) passing

### 2022 SEASON - EAGLES

- ▶ Spent the entire season on the active roster as a backup QB to *Associated Press* second-team All-Pro **Jalen Hurts** and **Gardner Minshew** during a 14-3 campaign that led to a Super Bowl LVII appearance
- ▶ Helped the Eagles' QBs room rank 2nd in the NFL in yards per attempt (8.1), 6th in passer rating (99.0) and 9th in passing yards (4,105)
- ▶ Dressed in two games during Weeks 16-17 but did not play

### COLLEGE HIGHLIGHTS

- ▶ Played collegiately at Notre Dame (2017-20), where he finished as the winningest quarterback (30-5 record) in Fighting Irish history ... Totaled 8,948 yards and 72 TDs on 728-of-1,141 (63.8%) passing and rushed 360 times for 1,518 yards and 17 TDs ... A two-time team captain who led Notre Dame to CFP appearances in 2018 and 2020 ... An all-conference honoree who was voted a finalist for the Manning Award and a semifinalist for the Maxwell Award and Davey O'Brien Award

### TRANSACTIONS

- ▶ **2021** - Drafted by NO in 4th round (133rd overall) ... **8/30/22** - Waived by NO ... **8/31/22** - Claimed off waivers by PHI



**Nicknames:** "I've been called iBook, Bookworm. Anything with Book, I've probably been called it." ... **Bucket list:** Travel to Europe and Australia ... **Surprisingly good at:** "I played varsity lacrosse for four years. I was pretty good." ... **Desired talent:** Ability to sing ... **Guilty pleasures:** "My favorite thing is breakfast sweets, like cinnamon rolls. Pastries are my weakness." ... **Someone he'd like to meet:** Michael Jordan ... **Favorite sports moment:** Defeating No. 1 Clemson in 4 OTs at Notre Dame ... **Favorite movie:** *Black Hawk Down* ... **Favorite pregame song:** "March Madness" by Future ... **Favorite food:** Ribeye steak



2022 GAME-BY-GAME STATISTICS (PHI)

				PASSING									RUSHING					OFF SNAPS			
Date	Opp		GP/S	Att	Cmp	Pct	Yds	Y/A	TD	Int	Lg	Sk/Yds	Rate	Att	Yds	Avg	Lg	TD	No	Pct	
Sep 11	at Det	W	0/0																		
Sep 19	Min	W	0/0																		
Sep 25	at Was	W	0/0																		
Oct 2	Jax	W	0/0																		
Oct 9	at Ari	W	0/0																		
Oct 16	Dal	W	0/0																		
Oct 30	Pit	W	0/0																		
Nov 3	at Hou	W	0/0																		
Nov 14	Was	L	0/0																		
Nov 20	at Ind	W	0/0																		
Nov 27	GB	W	0/0																		
Dec 4	Ten	W	0/0																		
Dec 11	at NYG	W	0/0																		
Dec 18	at Chi	W	0/0																		
Dec 24	at Dal	L	0/0																		
Jan 1	NO	L	0/0																		
Jan 8	NYG	W	0/0																		
<b>Totals</b>			<b>0/0</b>	<b>0</b>	<b>0</b>	<b>---</b>	<b>0</b>	<b>---</b>	<b>0</b>	<b>0</b>	<b>--</b>	<b>0/0</b>	<b>---</b>	<b>0</b>	<b>0</b>	<b>---</b>	<b>--</b>	<b>0</b>	<b>0</b>	<b>0%</b>	
PLAYOFFS																					
Jan 21	NYG	W	0/0																		
Jan 29	SF	W	0/0																		
Feb 12	vs. KC	L	0/0																		
<b>Totals</b>			<b>0/0</b>	<b>0</b>	<b>0</b>	<b>---</b>	<b>0</b>	<b>--</b>	<b>0</b>	<b>0</b>	<b>--</b>	<b>0/0</b>	<b>---</b>	<b>0</b>	<b>0</b>	<b>---</b>	<b>--</b>	<b>0</b>	<b>0</b>	<b>0%</b>	



# JAMES BRADBERRY

CORNERBACK | 24



**Height:** 6-1 **Weight:** 212 **DOB:** Aug. 4, 1993 (Age 29)  
**NFL Experience:** 8th Year (2nd with Eagles) **Draft:** D2-16 (62nd overall) by CAR **Acquired:** FA-22  
**College:** Samford **Hometown (HS):** Pleasant Grove, AL (Pleasant Grove)

ALL-PRO: 2022 PRO BOWL: 2021

## CAREER STATISTICS

Year	Team	GP/S	TACKLES				PASS RUSH			INTERCEPTIONS					FUMBLES		DEF SNAPS	
			Total	Solo	Asst	TFL	Sacks	QBH	QBP	Int	Yds	Lg	TD	PD	FF	FR	No	Pct
2016	Carolina	13/13	59	47	12	3	0.0	0	0	2	21	16	0	10	0	0	799	75%
2017	Carolina	16/16	85	66	19	2	1.0	1	2	2	3	3	0	10	1	0	986	99%
2018	Carolina	16/16	70	58	12	1	1.0	1	2	1	29	29	0	15	1	0	993	99%
2019	Carolina	15/15	65	51	14	1	1.0	1	1	3	0	0	0	12	0	0	1,020	92%
2020	N.Y. Giants	15/15	53	43	10	0	0.0	0	0	3	19	19	0	18	2	1	1,021	94%
2021	N.Y. Giants	17/16	47	37	10	0	0.0	0	0	4	19	14	0	17	0	2	1,159	99%
2022	Philadelphia	17/17	44	39	5	2	0.0	0	0	3	54	27t	1	17	0	0	1,078	98%
<b>Totals</b>		<b>109/108</b>	<b>423</b>	<b>341</b>	<b>82</b>	<b>9</b>	<b>3.0</b>	<b>3</b>	<b>5</b>	<b>18</b>	<b>145</b>	<b>29</b>	<b>1</b>	<b>99</b>	<b>4</b>	<b>3</b>	<b>---</b>	<b>---</b>

## PLAYOFFS

2017	Carolina	1/1	8	7	1	1	0.0	0	0	0	0	--	0	0	0	0	58	100%
2022	Philadelphia	3/3	10	9	1	0	0.0	0	0	1	8	8	0	2	0	0	144	94%
<b>Totals</b>		<b>4/4</b>	<b>18</b>	<b>16</b>	<b>2</b>	<b>1</b>	<b>0.0</b>	<b>0</b>	<b>0</b>	<b>1</b>	<b>8</b>	<b>8</b>	<b>0</b>	<b>2</b>	<b>0</b>	<b>0</b>	<b>---</b>	<b>---</b>

## ADDITIONAL STATISTICS

Special Teams Tackles: 1 - 2020 (1)

## CAREER HIGHS

<b>Tackles</b>	11	10/13/19 at TB
<b>Sacks</b>	1.0	3x, last: 9/8/19 vs. LAR
<b>INTs</b>	2	10/13/19 at TB
<b>PDs</b>	4	4x, last: 10/16/22 vs. Dal.
<b>FFs</b>	1	4x, last: 12/6/20 at Sea.
<b>FRs</b>	1	3x, last: 11/1/21 at KC

## BIRDSEED

- ▶ Previously represented the Covenant House New Jersey through the NFL's *My Cause My Cleats* initiative ... CHNJ supports homeless youth via education, employment and financial literacy ... Also supported the Arthritis Foundation through MCMC to honor his grandmother
- ▶ Contributed to the Food Bank for New York City by providing meals and pantry bags at the Community Kitchen & Pantry in West Harlem for families facing hunger ... Distributed much needed supplies to the Birmingham, AL, community after it was hit by tornadoes

## CAREER HIGHLIGHTS

- ▶ Voted second-team **All-Pro** in 2022 after registering the 3rd-most PDs (17) in the NFL while helping the Eagles reach Super Bowl LVII
- ▶ Selected to the **Pro Bowl** after tying for the 2nd-most PDs (career-high 18) in the NFL and leading the Giants with 3 INTs in 2020
- ▶ Originally selected by the Panthers in the 2nd round (62nd overall) of the 2016 NFL Draft and spent the first four seasons of his career with Carolina (2016-19), producing 279 tackles, 47 PDs and 8 INTs in 60 games (all starts) ... Also spent two years with the Giants (2020-21), tallying 101 tackles, 35 PDs and 7 INTs in 32 games (31 starts)

## NOTES TO KNOW

- ▶ Leads all NFL players with 79 PDs since the 2018 campaign

## 2022 SEASON - EAGLES

- ▶ Started all 17 contests and posted 44 tackles, a team-leading 17 PDs (3rd in NFL), 3 INTs and 2 TFLs ... Became the first Eagle with 17+ PDs in a season since **Patrick Robinson** in 2017 (18) ... Had the 3rd-lowest opponent passer rating (55.9) in the NFL (min. 50 targets)







2022 GAME-BY-GAME STATISTICS (PHI)												
Date	Opp		GP/S	Tot	Solo	Sk	Int	PD	FF	FR	Snaps	Pct
Sep 11	at Det	W	1/1	2	1	0.0	1	1	0	0	67	97%
Sep 19	Min	W	1/1	1	1	0.0	0	1	0	0	61	100%
Sep 25	at Was	W	1/1	5	4	0.0	0	1	0	0	77	100%
Oct 2	Jax	W	1/1	2	2	0.0	1	1	0	0	47	100%
Oct 9	at Ari	W	1/1	2	2	0.0	0	1	0	0	69	100%
Oct 16	Dal	W	1/1	3	3	0.0	0	4	0	0	67	100%
Oct 30	Pit	W	1/1	3	2	0.0	0	1	0	0	76	100%
Nov 3	at Hou	W	1/1	4	4	0.0	1	1	0	0	59	98%
Nov 14	Was	L	1/1	2	2	0.0	0	0	0	0	83	100%
Nov 20	at Ind	W	1/1	2	2	0.0	0	1	0	0	65	100%
Nov 27	GB	W	1/1	2	1	0.0	0	0	0	0	49	100%
Dec 4	Ten	W	1/1	2	2	0.0	0	2	0	0	45	82%
Dec 11	at NYG	W	1/1	3	3	0.0	0	0	0	0	52	81%
Dec 18	at Chi	W	1/1	2	2	0.0	0	0	0	0	59	100%
Dec 24	at Dal	L	1/1	2	2	0.0	0	1	0	0	72	99%
Jan 1	NO	L	1/1	3	2	0.0	0	0	0	0	67	97%
Jan 8	NYG	W	1/1	4	4	0.0	0	2	0	0	63	100%
<b>Totals</b>			<b>17/17</b>	<b>44</b>	<b>39</b>	<b>0.0</b>	<b>3</b>	<b>17</b>	<b>0</b>	<b>0</b>	<b>1,078</b>	<b>98%</b>
PLAYOFFS												
Jan 21	NYG	W	1/1	2	2	0.0	1	2	0	0	47	90%
Jan 29	SF	W	1/1	3	3	0.0	0	0	0	0	42	91%
Feb 12	vs. KC	L	1/1	5	4	0.0	0	0	0	0	55	100%
<b>Totals</b>			<b>3/3</b>	<b>10</b>	<b>9</b>	<b>0.0</b>	<b>1</b>	<b>2</b>	<b>0</b>	<b>0</b>	<b>144</b>	<b>94%</b>

**Surprisingly good at:** "I think I can grill steak and chicken. I season it well, that's the key to it." ... **Desired talent:** Ability to sing ... **Dream job outside of playing sports:** "I would say an architect. I used to like to draw, and I didn't want to be an artist because I used to always lose the art contests when I was younger in school. With architecture, I saw people drawing houses and stuff, so I wanted to do that." ... **Favorite athlete growing up:** Marshall Faulk ... **Favorite pregame song:** "News or Somethin" by Future ... **Favorite food:** Pepperoni pizza



- ▶ Logged his first playoff INT after picking off Giants QB **Daniel Jones** in the 38-7 win in the NFC Divisional Round vs. New York (1/21/23)
- ▶ Recorded 3 tackles and a career-high-tying 4 PDs during the 26-17 win vs. Dallas (10/16/22) ... Deflected a pass that was intercepted by **C.J. Gardner-Johnson** that set up the Eagles to take a 14-point lead
- ▶ Intercepted Lions QB **Jared Goff** and returned it 27 yards for his first career TD in the second quarter of the 38-35 victory at Det. (9/11/22) ... Became the first player with an INT-TD in their Eagles debut since **Don Looney** in 1940 ... Also became the first Eagles CB with an INT-TD in a road game since **Dimitri Patterson** on 11/15/10 at Washington

**COLLEGE HIGHLIGHTS**

- ▶ A three-time All-Southern Conference selection at Samford, where he earned first-team honors as a senior and second-team honors as a sophomore and junior ... Compiled 128 tackles, 27 PDs and 8 INTs in 46 career games (45 starts) after opening his career at Arkansas State (named to the Southern Conference All-Freshman Team in 2012)

**TRANSACTIONS**

- ▶ **2016** - Drafted by CAR in 2nd round (62nd overall) ... **3/6/20** - Signed by NYG ... **12/17/20** - Placed on Reserve/COVID-19 ... **12/21/20** - Activated from Reserve/COVID-19 ... **5/9/22** - Released by NYG ... **5/18/22** - Agreed to terms with PHI on 1-year contract ... **3/15/23** - Agreed to terms with PHI on 3-year contract



# SHAUN BRADLEY

LINEBACKER | 54



**Height:** 6-1 **Weight:** 240 **DOB:** April 8, 1997 (Age 26)  
**NFL Experience:** 4th Year (4th with Eagles) **Draft:** D6a-20 (196th overall) by PHI  
**College:** Temple **Hometown (HS):** Mount Holly, NJ (Rancocas Valley)

## CAREER STATISTICS

Year	Team	GP/S	TACKLES				PASS RUSH			INTERCEPTIONS					FUMBLES		DEF SNAPS	
			Total	Solo	Asst	TFL	Sacks	QBH	QBP	Int	Yds	Lg	TD	PD	FF	FR	No	Pct
2020	Philadelphia	15/0	7	4	3	1	0.0	0	0	0	0	--	0	0	0	0	76	7%
2021	Philadelphia	15/1	12	8	4	0	0.0	0	0	0	0	--	0	1	0	0	55	5%
2022	Philadelphia	15/0	1	1	0	0	0.0	0	0	0	0	--	0	0	0	0	0	0%
<b>Totals</b>		<b>45/1</b>	<b>20</b>	<b>13</b>	<b>7</b>	<b>1</b>	<b>0.0</b>	<b>0</b>	<b>0</b>	<b>0</b>	<b>0</b>	<b>--</b>	<b>0</b>	<b>1</b>	<b>0</b>	<b>0</b>	<b>---</b>	<b>---</b>

## PLAYOFFS

2021	Philadelphia	1/0	3	3	0	0	0.0	0	0	0	0	--	0	0	0	0	18	25%
<b>Totals</b>		<b>1/0</b>	<b>3</b>	<b>3</b>	<b>0</b>	<b>0</b>	<b>0.0</b>	<b>0</b>	<b>0</b>	<b>0</b>	<b>0</b>	<b>--</b>	<b>0</b>	<b>0</b>	<b>0</b>	<b>0</b>	<b>---</b>	<b>---</b>

## ADDITIONAL STATISTICS

**Special Teams Tackles:** 25 - 2020 (8), 2021 (11), 2022 (6)

## CAREER HIGHS

<b>Tackles</b>	5	1/8/22 vs. Dal.
<b>Sacks</b>	--	---
<b>INTs</b>	--	---
<b>PDs</b>	1	10/31/21 at Det.
<b>FFs</b>	--	---
<b>FRs</b>	--	---

**First job:** IHOP ... **Bucket list:** Travel to Bora Bora ... **If he could play another sport, what position/team:** Shooting guard, Los Angeles Lakers ... **Favorite athletes growing up:** LaDarian Tomlinson, Kobe Bryant ... **Favorite quote:** "You miss 100 percent of the shots you don't take." ... **Favorite movie:** Bad Boys ... **Favorite TV show:** Martin ... **Favorite music:** Shy Glizzy, Tsu Surf, Rod Wave, Lil Baby, G Herbo ... **Favorite throwback jersey:** Kobe Bryant, Lower Merion High School



## BIRDSEED

- ▶ Grew up an Eagles fan and dreamed of playing for the team
- ▶ Hosts the Shaun Bradley Community Football Camp for children ages 7 to 18 at Rancocas Valley (Mount Holly, NJ) High School
- ▶ Represented Everytown for Gun Safety through the NFL's *My Cause My Cleats* initiative ... Builds awareness about gun violence in America to help people learn about issues and become part of the solutions
- ▶ Played on both sides of the ball as a RB and DB at Rancocas Valley ... Named first-team all-county after rushing for 1,467 yards and 22 TDs as a senior ... Also lettered in basketball and track and field ... Earned Rancocas Valley Male Athlete of the Year honors in 2014-15
- ▶ Majored in adult and organizational development at Temple

## CAREER HIGHLIGHTS

- ▶ A member of the Eagles' Super Bowl LVII roster in 2022

## NOTES TO KNOW

- ▶ Leads the Eagles with 25 special teams tackles since 2020

## 2022 SEASON - EAGLES

- ▶ Appeared in 15 contests and saw action in 314 special teams snaps ... Totaled 6 special teams tackles and 1 tackle on defense

## COLLEGE HIGHLIGHTS

- ▶ Totaled 256 tackles, 22 TFLs, 8 PDs, 3 INTs, 3 FFs, 1.0 sack and 1 FR in 50 career games at Temple ... Selected to the 2019 Chuck Bednarik Award and Bronko Nagurski Trophy watch lists and was an All-AAAC honoree ... Led the Owls with a career-high 87 tackles as a senior

## TRANSACTIONS

- ▶ **2020** - Drafted by PHI in 6th round (196th overall) ... **1/1/21** - Placed on Reserve/Injured ... **12/25/21** - Placed on Reserve/COVID-19 ... **12/30/21** - Activated from Reserve/COVID-19 ... **1/7/23** - Placed on Reserve/Injured



2022 GAME-BY-GAME STATISTICS (PHI)												
Date	Opp		GP/S	Tot	Solo	Sk	Int	PD	FF	FR	Snaps	Pct
Sep 11	at Det	W	1/0	0	0	0.0	0	0	0	0	0	0%
Sep 19	Min	W	1/0	0	0	0.0	0	0	0	0	0	0%
Sep 25	at Was	W	1/0	0	0	0.0	0	0	0	0	0	0%
Oct 2	Jax	W	1/0	0	0	0.0	0	0	0	0	0	0%
Oct 9	at Ari	W	1/0	0	0	0.0	0	0	0	0	0	0%
Oct 16	Dal	W	1/0	0	0	0.0	0	0	0	0	0	0%
Oct 30	Pit	W	1/0	1	1	0.0	0	0	0	0	0	0%
Nov 3	at Hou	W	1/0	0	0	0.0	0	0	0	0	0	0%
Nov 14	Was	L	1/0	0	0	0.0	0	0	0	0	0	0%
Nov 20	at Ind	W	1/0	0	0	0.0	0	0	0	0	0	0%
Nov 27	GB	W	1/0	0	0	0.0	0	0	0	0	0	0%
Dec 4	Ten	W	1/0	0	0	0.0	0	0	0	0	0	0%
Dec 11	at NYG	W	0/0	INACTIVE								
Dec 18	at Chi	W	1/0	0	0	0.0	0	0	0	0	0	0%
Dec 24	at Dal	L	1/0	0	0	0.0	0	0	0	0	0	0%
Jan 1	NO	L	1/0	0	0	0.0	0	0	0	0	0	0%
Jan 8	NYG	W	0/0	RESERVE/INJURED								
<b>Totals</b>			<b>15/0</b>	<b>1</b>	<b>1</b>	<b>0.0</b>	<b>0</b>	<b>0</b>	<b>0</b>	<b>0</b>	<b>0</b>	<b>0%</b>
PLAYOFFS												
Jan 21	NYG	W	0/0	RESERVE/INJURED								
Jan 29	SF	W	0/0	RESERVE/INJURED								
Feb 12	vs. KC	L	0/0	RESERVE/INJURED								
<b>Totals</b>			<b>0/0</b>	<b>0</b>	<b>0</b>	<b>0.0</b>	<b>0</b>	<b>0</b>	<b>0</b>	<b>0</b>	<b>0</b>	<b>0%</b>







# KENNEDY BROOKS

RUNNING BACK | 34

**Height:** 5-11 **Weight:** 213 **DOB:** Oct. 8, 1998 (Age 24)  
**NFL Experience:** 1st (1st with Eagles) **Draft:** UDFA-22 by PHI  
**College:** Oklahoma **Hometown (HS):** Mansfield, TX (Mansfield)



## BIRDSEED

- ▶ Played alongside **Jalen Hurts** at Oklahoma during the 2019 campaign ... Hurts (1,298) and Brooks (1,011) each rushed for 1,000+ yards, accounting for 2,309 of the Sooners' 3,363 rushing yards that season

## 2022 SEASON - EAGLES

- ▶ Spent the first 11 weeks of his rookie year on Philadelphia's practice squad after originally joining the team in the spring as a UDFA

## COLLEGE HIGHLIGHTS

- ▶ Combined for 3,320 yards and 31 TDs on 472 carries (7.0 avg.) in 38 career games (17 starts) at Oklahoma (2018-21) ... Became one of just four RBs in program history with three 1,000+ yard campaigns
- ▶ Produced career highs with 1,253 yards and 13 TDs on 198 attempts (6.3 avg.) as a senior in 2021 ... Opted out of the 2020 season due to the COVID-19 pandemic ... During the 2019 campaign, had 155 carries for 1,011 yards (6.5 avg.) and 6 TDs and earned second-team All-Big 12 honors ... Named a *USA Today* Freshman All-American and was an All-Big 12 honorable mention selection after logging 1,056 yards with 12 TDs on 119 carries (career-high 8.9 avg.) in 2018

## TRANSACTIONS

- ▶ **2022** - Signed by PHI as UDFA ... **8/30/22** - Waived by PHI ... **8/31/22** - Signed by PHI to practice squad ... **11/29/22** - Released by PHI from practice squad ... **1/19/23** - Signed by PHI to reserve/future contract

**Nicknames:** "When I was young, my grandparents and my dad used to call me 'Kenny-Any.'" ... **First job:** Worked at a bounce house for kids ... **Surprisingly good at:** "I got into chess during my senior year of high school and I just kept it up. I was in the chess club and all." ... **Desired talent:** Tennis ... **Favorite athlete:** Allen Iverson ... **Favorite music:** Gospel, specifically Kirk Franklin ... **Favorite food:** "Probably my mom's meatloaf. You can't beat a home-cooked meal."



# A.J. BROWN

WIDE RECEIVER | 11



**Height:** 6-1 **Weight:** 226 **DOB:** June 30, 1997 (Age 26)  
**NFL Experience:** 5th Year (2nd with Eagles) **Draft:** D2-19 (51st overall) by TEN **Acquired:** T-Ten-22  
**College:** Mississippi **Hometown (HS):** Starkville, MS (Starkville)

ALL-PRO: 2022 PRO BOWL: 2020, 2023 ALL-ROOKIE: 2019

### CAREER STATISTICS

Year	Team	GP/S	RECEIVING					OFF SNAPS	
			Rec	Yds	Avg	Lg	TD	No	Pct
2019	Tennessee	16/11	52	1,051	20.2	91t	8	678	69%
2020	Tennessee	14/12	70	1,075	15.4	73t	11	760	71%
2021	Tennessee	13/13	63	869	13.8	57t	5	604	51%
2022	Philadelphia	17/16	88	1,496	17.0	78t	11	1,004	85%
<b>Totals</b>		<b>60/52</b>	<b>273</b>	<b>4,491</b>	<b>16.5</b>	<b>91t</b>	<b>35</b>	---	---

### PLAYOFFS

2019	Tennessee	3/3	5	64	12.8	37	0	164	90%
2020	Tennessee	1/1	6	83	13.8	28	1	45	90%
2021	Tennessee	1/1	5	142	28.4	41	1	46	87%
2022	Philadelphia	3/3	13	146	11.2	45t	1	179	82%
<b>Totals</b>		<b>8/8</b>	<b>29</b>	<b>435</b>	<b>15.0</b>	<b>45t</b>	<b>3</b>	---	---

### ADDITIONAL STATISTICS

**Fumbles/Lost:** 5/3 - 2019 (1/0), 2020 (2/1), 2022 (2/2) **Fumble Recoveries:** 1 - 2021 (1)

**Rushing:** 5-70-1 - 2019 (3-60-1), 2021 (2-10) **Kickoff Returns:** 1-42-1 - 2020 (1-42-1)

### CAREER HIGHS

<b>Receptions</b>	11	12/23/21 vs. SF
<b>Receiving Yards</b>	181	12/18/22 at Chi.
<b>Receiving Long</b>	91t	12/8/19 at Oak.
<b>Receiving TDs</b>	3	10/30/22 vs. Pit.

**Nicknames:** 1K, Mr. UPS, Swole Batman ... **Places he'd like to visit:** Paris and Greece ... **If he could play another sport, what position/team:** "I would want to play center field for the Padres. I was drafted by the Padres." ... **Favorite athlete growing up:** Julio Jones ... **Favorite movie:** *Bad Boys II* ... **Favorite TV show:** *Martin*



### BIRDSEED

- ▶ Considers **Jalen Hurts** one of his best friends ... Both members of the 2016 high school recruiting cycle, Hurts attempted to bring Brown to Alabama, but he opted to play at Ole Miss instead ... The two stayed in contact ever since and have developed a strong bond
- ▶ Opened up about his battle with depression in a video he posted on social media during the 2021 season ... "I wanted to encourage others to seek help whenever they are down. I didn't take into consideration what depression really was. ... Us as men, our feelings aren't too much cared about. Get things off your chest. It's okay to talk to someone. ... You have to take care of your brain just like you take care of your body." ... Credits Browns WR **Elijah Moore**, his roommate at Ole Miss, for helping him through some of his most difficult moments
- ▶ Represented Open Door Abuse Awareness & Prevention through the NFL's *My Cause My Cleats* campaign in 2022 ... The organization aims to prevent domestic violence and abuse among youth
- ▶ A standout high school baseball player who was selected by the San Diego Padres as an outfielder in the 19th round (564th overall) of the 2016 MLB Draft ... Participated in the Padres' extended spring training during the summers of 2016, 2017 and 2018

### CAREER HIGHLIGHTS

- ▶ Named an *Associated Press* second-team **All-Pro** and earned his second career **Pro Bowl** honor in 2022, when the Eagles made an appearance in Super Bowl LVII ... Broke a 38-year, single-season team record in receiving yards (1,496), surpassing **Mike Quick** in 1983 (1,409)
- ▶ Joined **DeVonta Smith** (1,196) in becoming the first Eagles combo to each produce 1,000+ receiving yards in the same season in 2022
- ▶ Logged 96 yards and 1 TD on 6 receptions (16.0 avg.) vs. Kansas City in Super Bowl LVII on 2/12/23 ... His 45-yard TD in the second quarter marked the longest TD catch in Eagles Super Bowl history
- ▶ Voted to his first career **Pro Bowl** following the 2020 season, when he posted 70 catches for 1,075 yards and 11 TDs with the Titans
- ▶ Selected to the 2019 PFWA **All-Rookie** Team after becoming the third rookie in Tennessee history with 1,000+ receiving yards

### NOTES TO KNOW

- ▶ Leads the NFL with a 16.5 receiving average since entering the league in 2019 (min. 150 receptions) ... Also ranks 1st in the NFL in both 50+ yard receptions (13) and 50+ yard receiving TDs (8) in that span
- ▶ Dating back to 2019, has posted the 6th-most receiving TDs (35, tied) in the NFL while ranking 7th overall in receiving yards (4,491)

### 2022 SEASON - EAGLES

- ▶ Totaled 1,496 yards and 11 TDs on 88 catches (17.0 avg.) en route to *Associated Press* second-team **All-Pro** and **Pro Bowl** accolades in his first season with the Eagles ... Established a club record in receiving yards, snapping a 38-year mark set by **Mike Quick** in 1983 (1,409) ... Also teamed up with **DeVonta Smith** (1,196) to become the first ever 1,000+ receiving yard duo in single-season franchise history



2022 GAME-BY-GAME STATISTICS (PHI)										
Date	Opp		GP/S	Rec	Yds	Avg	Lg	TD	Snaps	Pct
Sep 11	at Det	W	1/1	10	155	15.5	54	0	67	87%
Sep 19	Min	W	1/1	5	69	13.8	23	0	64	88%
Sep 25	at Was	W	1/1	5	85	17.0	38	1	56	80%
Oct 2	Jax	W	1/1	5	95	19.0	31	0	70	85%
Oct 9	at Ari	W	1/0	3	32	10.7	15	0	54	74%
Oct 16	Dal	W	1/1	5	67	13.4	22	1	61	86%
Oct 30	Pit	W	1/1	6	156	26.0	43	3	39	68%
Nov 3	at Hou	W	1/1	4	59	14.8	31	1	56	86%
Nov 14	Was	L	1/1	1	7	7.0	7	0	39	78%
Nov 20	at Ind	W	1/1	5	60	12.0	29	0	60	88%
Nov 27	GB	W	1/1	4	46	11.5	23	1	77	96%
Dec 4	Ten	W	1/1	8	119	14.9	40t	2	60	82%
Dec 11	at NYG	W	1/1	4	70	17.5	33t	1	58	85%
Dec 18	at Chi	W	1/1	9	181	20.1	68	0	65	89%
Dec 24	at Dal	L	1/1	6	103	17.2	48	0	65	92%
Jan 1	NO	L	1/1	4	97	24.3	97	1	55	100%
Jan 8	NYG	W	1/1	4	95	23.8	37	0	58	79%
<b>Totals</b>			<b>17/16</b>	<b>88</b>	<b>1,496</b>	<b>17.0</b>	<b>78t</b>	<b>11</b>	<b>1,004</b>	<b>85%</b>
PLAYOFFS										
Jan 21	NYG	W	1/1	3	22	7.3	12	0	51	73%
Jan 29	SF	W	1/1	4	28	7.0	11	0	62	84%
Feb 12	vs. KC	L	1/1	6	96	16.0	45t	1	66	88%
<b>Totals</b>			<b>3/3</b>	<b>13</b>	<b>146</b>	<b>11.2</b>	<b>45t</b>	<b>1</b>	<b>179</b>	<b>82%</b>



MOST RECEIVING YARDS		
Date	Opponent	Yds
12/18/22	at Chicago Bears (W, 25-20)	181
10/30/22	vs. Pittsburgh Steelers (W, 35-13)	156
9/11/22	at Detroit Lions (W, 38-35)	155
10/31/21	at Indianapolis Colts (W, 34-31)	155
10/25/20	vs. Pittsburgh Steelers (L, 24-27)	153
12/8/19	at Oakland Raiders (W, 42-21)	153

MULTI-TOUCHDOWN GAMES		
Date	Opponent	TD
10/30/22	vs. Pittsburgh Steelers (W, 35-13)	3
12/4/22	vs. Tennessee Titans (W, 35-10)	2
10/18/20	vs. Houston Texans (W, 42-36)	2
12/8/19	at Oakland Raiders (W, 42-21)	2
9/29/19	at Atlanta Falcons (W, 24-10)	2

- ▶ Ranked 1st in the NFL with 18 receptions of 25+ yards ... Finished 2nd in yards per catch (17.0), trailing only **Jaylen Waddle** (18.1) ... Had the 2nd-most YAC (548) among WRs, behind **Justin Jefferson** (623)
- ▶ Tied for the 3rd-most receiving TDs (career-high-tying 11) in the NFL, trailing only **Davante Adams** (14) and **Travis Kelce** (12) ... Owned the 4th-most receiving yards (career-high 1,496) in the NFL, behind **Justin Jefferson** (1,809), **Tyreek Hill** (1,710) and Adams (1,516)
- ▶ Caught 6 passes for 96 yards (16.0 avg.) against Kansas City in Super Bowl LVII (2/12/23), including the longest TD reception (45) in Eagles Super Bowl history ... In the regular season, set a career-high with 181 yards on 9 catches in the win at Chicago (12/18/22)

**COLLEGE HIGHLIGHTS**

- ▶ Played collegiately at Ole Miss, where he left as the program's all-time leading receiver with 2,984 yards ... Also finished his Rebels career 3rd in school history in receptions (189) and 5th in receiving TDs (19)
- ▶ Earned All-America and first-team All-SEC honors as a junior in 2018, when he set single-season school records in yards (1,320) and receptions (85) and combined for 6 TDs ... Led the conference and ranked in the top 10 nationally in yards per game (110.0) and catches
- ▶ Received All-America and All-SEC recognition as a sophomore in 2017 after tying Ole Miss' single-season record for TDs (11)

**TRANSACTIONS**

- ▶ **2019** - Drafted by TEN in 2nd round (51st overall) ... **11/27/21** - Placed on Reserve/Injured ... **12/23/21** - Activated from Reserve/Injured ... **4/28/22** - Acquired by PHI from TEN in exchange for 2022 1st-round draft choice and 2022 3rd-round draft choice ... Re-signed by PHI to 4-year extension





# SYDNEY BROWN

**SAFETY | 21**



**Height:** 5-10 **Weight:** 211 **DOB:** March 21, 2000 (Age 23)  
**NFL Experience:** Rookie (1st with Eagles) **Draft:** D3b-23 (66th overall) by PHI  
**College:** Illinois **Hometown (HS):** London, Ontario, Canada (Saint Stephen's - Bradenton, FL)

## COLLEGE STATISTICS

Year	Team	GP/S	TACKLES				PASS RUSH			INTERCEPTIONS					FUMBLES		DEF SNAPS	
			Total	Solo	Asst	TFL	Sacks	QBH	QBP	Int	Yds	Lg	TD	PD	FF	FR	No	Pct
2018	Illinois	10/10	55	25	30	2	0.0	---	---	1	2	2	0	6	0	0	---	---
2019	Illinois	11/10	88	51	37	2.5	0.0	---	---	3	84	76	1	4	0	0	---	---
2020	Illinois	6/6	36	20	16	0.5	0.0	---	---	0	0	--	0	0	1	0	---	---
2021	Illinois	12/12	81	50	31	1.5	1.0	---	---	0	0	--	0	3	2	0	---	---
2022	Illinois	12/12	59	40	19	3.5	1.0	---	---	6	86	39t	1	13	1	1	---	---
<b>Totals</b>		<b>51/50</b>	<b>319</b>	<b>186</b>	<b>133</b>	<b>10</b>	<b>2.0</b>	---	---	<b>10</b>	<b>172</b>	<b>76</b>	<b>2</b>	<b>26</b>	<b>4</b>	<b>1</b>	---	---

## ADDITIONAL STATISTICS

Fumble Recovery TDs: 1 - 1 (2022)



## BIRDSEED

- ▶ Sydney and his twin brother, Chase, overcame extreme poverty when they were younger by pursuing their football dreams together ... Estimated to have lived in 20 homes and shelters with their mother, Raechel, and younger sister, Mya, before turning 16 years old
- ▶ Realizing football would be the outlet that would lift them out of their circumstances, Sydney and Chase moved from Canada to the United States without their mother and sister after connecting with recruiters who identified Saint Stephen's Episcopal School (Bradenton, FL) as a destination for them to play football ... In a leap of faith for her sons, Raechel drove them 20 hours to Florida to live with their host family, Phil and Karen Yates, who were empty nesters ... The Yates family helped tutor the twins off the field while Sydney and Chase led Saint Stephen's to back-to-back state championship appearances
- ▶ Sydney and Chase, who were teammates at Illinois for five seasons (2018-22), became the sixth set of twins to be taken in the same draft over the past 40 years ... Also became the first twins selected during the first five rounds since **Ronde Barber** and **Tiki Barber** in 1997 ... Chase was chosen in the 5th round (163rd overall) by Cincinnati

## COLLEGE HIGHLIGHTS

- ▶ Played collegiately at Illinois (2018-22), where he was a team captain, three-time All-Big Ten selection and 2022 All-America honoree ... Finished his career with 319 tackles (186 solo), including 10 TFLs, 26 PDs, 10 INTs, 4 FFs, 1 FR and 3 defensive TDs in 51 games (50 starts)
- ▶ As a senior in 2022, posted 59 tackles (40 solo) while adding career highs with 13 PDs, 6 INTs, 3.5 TFLs and 2 defensive TDs en route to All-America and first-team All-Big Ten recognition ... His 6 INTs ranked 3rd nationally ... Named Big Ten Defensive Player of the Week after becoming the first player to total 2 INTs, 1 INT-TD and 1 FR-TD in the same game in over 10 years at Northwestern (11/26/22)
- ▶ Garnered all-conference accolades following his junior year in 2021 ... Logged a career-high 81 tackles (50 solo) with 3 PDs and 2 FFs

## TRANSACTIONS

- ▶ **2023** - Drafted by PHI in 3rd round (66th overall)



# GRANT CALCATERRA

TIGHT END | 81

(pronounced cal-cuh-TARE-uh)

**Height:** 6-4 **Weight:** 240 **DOB:** Dec. 4, 1998 (Age 24)

**NFL Experience:** 2nd Year (2nd with Eagles) **Draft:** D6b-22 (198th overall) by PHI

**College:** Southern Methodist **Hometown (HS):** Rancho Santa Margarita, CA (Santa Margarita Catholic)



## CAREER STATISTICS

Year	Team	GP/S	RECEIVING					OFF SNAPS	
			Rec	Yds	Avg	Lg	TD	No	Pct
2022	Philadelphia	15/2	5	81	16.2	40	0	227	19%
<b>Totals</b>		<b>15/2</b>	<b>5</b>	<b>81</b>	<b>16.2</b>	<b>40</b>	<b>0</b>	---	---

## PLAYOFFS

2022	Philadelphia	3/0	0	0	---	---	0	23	11%
<b>Totals</b>		<b>3/0</b>	<b>0</b>	<b>0</b>	---	---	<b>0</b>	---	---

## CAREER HIGHS

<b>Receptions</b>	2	12/11/22 at NYG
<b>Receiving Yards</b>	40	9/25/22 at Was.
<b>Receiving Long</b>	40	9/25/22 at Was.
<b>Receiving TDs</b>	--	---

**Nicknames:** "My dad called me 'Boomer' when I was a kid and then in college it was 'Scrappy.'" ... **Desired talent:** "I wish I could play an instrument, something basic like piano. I mess around with the ukulele sometimes." ... **Somewhere he would like to visit:** "Alaska. I feel like it's untouched and I love the outdoors." ... **Favorite movie:** *Forrest Gump* ... **Favorite TV show:** *The Office* ... **Favorite music band:** "The Growlers. They're really unheard of, but they're from back in my hometown." ... **Favorite food:** Italian food



## BIRDSEED

- ▶ Briefly retired from football following the 2019 season after sustaining multiple concussions ... During his time away from the game, pursued a career as a firefighter while also working in construction ... Attended EMT classes as well as fire technology school and was then hired as an EMT ... However, one day before he was set to begin, he decided to return to football after receiving favorable feedback from doctors
- ▶ Supported National Fallen Firefighters Foundation through the NFL's *My Cause My Cleats* initiative ... The National Fallen Firefighters Foundation honors fallen fire heroes by providing support for families and friends while working to reduce firefighter death and injury
- ▶ Played with **Jalen Hurts** at Oklahoma during the 2019 season
- ▶ Is a triplet ... Has a twin brother, Andrew, and sister, Claire, who played soccer at Kansas State ... Also has an older brother, Nick
- ▶ Participated in football, basketball, volleyball and lacrosse during his time at Santa Margarita Catholic (CA) High School

## CAREER HIGHLIGHTS

- ▶ A member of the Eagles' Super Bowl LVII roster in 2022

## 2022 SEASON - EAGLES

- ▶ Saw action in 15 games (two starts) during his rookie campaign, when the Eagles made an appearance in Super Bowl LVII (2/12/23)
- ▶ Logged 40 yards on his first career reception in the win at Washington (9/25/22) ... Marked the longest reception by a TE in their NFL debut since **Will Dissly** on 9/9/18 at Denver with Seattle (66 yards)

## COLLEGE HIGHLIGHTS

- ▶ Played collegiately at Southern Methodist (2021) and Oklahoma (2017-19) ... Totaled 1,102 yards and 13 TDs on 79 catches (13.9 avg.)
- ▶ Earned second-team All-AAC honors after posting career highs in receiving yards (465) and receptions (38) at SMU in 2021
- ▶ Received first-team All-Big 12 accolades as a sophomore at Oklahoma after registering 26 catches for 396 yards and a career-high 6 TDs ... Produced 162 yards and 3 TDs on 10 receptions during his freshman campaign, collecting All-Big 12 honorable mention

## TRANSACTIONS

- ▶ **2022** - Drafted by PHI in 6th round (198th overall)



2022 GAME-BY-GAME STATISTICS (PHI)										
Date	Opp		GP/S	Rec	Yds	Avg	Lg	TD	Snaps	Pct
Sep 11	at Det	W	0/0	INACTIVE						
Sep 19	Min	W	0/0	INACTIVE						
Sep 25	at Was	W	1/0	1	40	40.0	40	0	17	24%
Oct 2	Jax	W	1/0	0	0	---	--	0	11	13%
Oct 9	at Ari	W	1/1	0	0	---	--	0	10	14%
Oct 16	Dal	W	1/0	0	0	---	--	0	7	10%
Oct 30	Pit	W	1/0	0	0	---	--	0	12	21%
Nov 3	at Hou	W	1/0	0	0	---	--	0	7	11%
Nov 14	Was	L	1/0	0	0	---	--	0	7	14%
Nov 20	at Ind	W	1/0	0	0	---	--	0	19	28%
Nov 27	GB	W	1/0	1	-2	-2.0	-2	0	23	29%
Dec 4	Ten	W	1/0	1	19	19.0	19	0	28	38%
Dec 11	at NYG	W	1/1	2	24	12.0	13	0	39	57%
Dec 18	at Chi	W	1/0	0	0	---	--	0	29	40%
Dec 24	at Dal	L	1/0	0	0	---	--	0	7	10%
Jan 1	NO	L	1/0	0	0	---	--	0	0	0%
Jan 8	NYG	W	1/0	0	0	---	--	0	11	15%
<b>Totals</b>			<b>15/2</b>	<b>5</b>	<b>81</b>	<b>16.2</b>	<b>40</b>	<b>0</b>	<b>227</b>	<b>19%</b>
PLAYOFFS										
Jan 21	NYG	W	1/0	0	0	---	--	0	12	17%
Jan 29	SF	W	1/0	0	0	---	--	0	10	14%
Feb 12	vs. KC	L	1/0	0	0	---	--	0	1	1%
<b>Totals</b>			<b>3/0</b>	<b>0</b>	<b>0</b>	<b>---</b>	<b>--</b>	<b>0</b>	<b>23</b>	<b>11%</b>







# JALEN CARTER

DEFENSIVE TACKLE | 98



Height: 6-3 Weight: 314 DOB: April 4, 2001 (Age 22)

NFL Experience: Rookie (1st with Eagles) Draft: D1a-23 (9th overall) by PHI

College: Georgia Hometown (HS): Apopka, FL (Apopka)

## COLLEGE STATISTICS

Year	Team	GP/S	TACKLES				PASS RUSH			INTERCEPTIONS					FUMBLES		DEF SNAPS	
			Total	Solo	Asst	TFL	Sacks	QBH	QBP	Int	Yds	Lg	TD	PD	FF	FR	No	Pct
2020	Georgia	10/2	14	11	3	3	0.0	---	---	0	0	--	0	0	0	0	---	---
2021	Georgia	15/2	37	17	20	8.5	3.0	---	---	0	0	--	0	1	0	0	---	---
2022	Georgia	13/9	32	16	16	7	3.0	---	---	0	0	--	0	3	2	0	---	---
<b>Totals</b>		<b>38/13</b>	<b>83</b>	<b>44</b>	<b>39</b>	<b>18.5</b>	<b>6.0</b>	---	---	<b>0</b>	<b>0</b>	--	<b>0</b>	<b>4</b>	<b>2</b>	<b>0</b>	---	---

## ADDITIONAL STATISTICS

Blocked FGs: 3 - 2021 (2), 2020 (1) Receiving TDs: 1 - 2020 (1)



## BIRDSEED

- ▶ An outstanding athlete at Apopka (FL) High School, which is also the alma mater of Pro Football Hall of Fame DT **Warren Sapp** ... Played at multiple positions throughout his high school career, including DT, TE, FB and punter ... Booted a 60+ yard punt in the state championship game ... In addition to football, lettered in basketball and competed in heavyweight lifting competitions ... In middle school, saw action at RB, CB, WR and QB, throwing a 70+ yard TD pass in an AAU game
- ▶ During his pre-draft visit with the Eagles, served **Nick Sirianni** a quick 'H' competing in a game of 'HORSE' by delivering a flat-footed windmill dunk on his first try, leaving the head coach in disbelief ... Rumored to have been able to dunk as early as 5th grade, Carter previously went viral in high school after throwing down a windmill dunk in a game
- ▶ Used his scholarship money at Georgia to cover daily meals for his teammate, Weston Wallace, who was a walk-on DL for the Bulldogs ... Walk-on student athletes don't receive the same benefits, but Carter made sure Wallace wasn't the only DL not getting lunches
- ▶ Is very close with his mother, Tonique Brown ... Going back to his high school playing days, Tonique traditionally sends her son a pre-game message that says, "Jalen, you better get to that quarterback"
- ▶ Inspired to give back to his community in Apopka, organized his first youth football camp with the help of his mother in 2022 ... Grew up going to camps, which helped him become the player he is today

## COLLEGE HIGHLIGHTS

- ▶ A two-time CFP National Champion at Georgia (2021, '22), where he played three seasons (2020-22) ... Totaled 83 tackles (44 solo), 18.5 TFLs, 6.0 sacks, 4 PDs and 2 FFs in 38 career games (13 starts)
- ▶ Received first-team All-America honors and was voted first-team All-SEC as a junior in 2022 ... Named a finalist for the Rotary Lombardi Award (nation's top lineman) ... Finished the season with 32 tackles (16 solo), 7 TFLs, 3.0 sacks, 3 PDs and 2 FFs in 13 games (nine starts)
- ▶ Voted second-team All-SEC as a sophomore in 2021 after logging 37 tackles (17 solo), 8.5 TFLs and 3.0 sacks in 15 games (two starts)

## TRANSACTIONS

- ▶ **2023** - Drafted by PHI in 1st round (9th overall)



# TYRIE CLEVELAND

WIDE RECEIVER | 85



**Height:** 6-2 **Weight:** 205 **DOB:** Sept. 20, 1997 (Age 25)

**NFL Experience:** 4th Year (1st with Eagles) **Draft:** D7a-20 (252nd overall) by DEN **Acquired:** FA-22

**College:** Florida **Hometown (HS):** Houston, TX (Westfield)

## CAREER STATISTICS

Year	Team	GP/S	RECEIVING					OFF SNAPS	
			Rec	Yds	Avg	Lg	TD	No	Pct
2020	Denver	10/0	6	63	10.5	17	0	72	7%
2021	Denver	7/0	0	0	---	---	0	29	3%
2022	Denver	6/0	2	28	14.0	16	0	76	7%
<b>Totals</b>		<b>23/0</b>	<b>8</b>	<b>91</b>	<b>11.4</b>	<b>17</b>	<b>0</b>	---	---

## ADDITIONAL STATISTICS

**Kickoff Returns:** 12-252 - 2020 (10-234), 2022 (2-18)

**Special Teams Tackles:** 9 - 2020 (2), 2021 (4), 2022 (3)

## CAREER HIGHS

Receptions	4	1/3/21 vs. LV
Receiving Yards	45	1/3/21 vs. LV
Receiving Long	17	1/3/21 vs. LV
Receiving TDs	--	---

**Hobbies:** Pick-up basketball, reading books, making music, word puzzles, hanging out with friends and family ... **First job:** Papa John's ...

**Bucket list:** Swim with sharks ... **Desired talent:** Drawing ... **Player he models his game after:** Andre Johnson ...

**If he could own a business:** Establish a youth foundation to give them skills for life after high school or create his own clothing brand ...

**If he could witness any moment in sports history:** Kobe Bryant's 81-point game ... **Favorite sports moment:** Catching a game-winning, Hail Mary pass in college ...

**Favorite quote:** "Don't count the days, make the days count."



## BIRDSEED

- ▶ When Cleveland was 13 years old, his older brother, Timmie Johnson, 19, tragically died as a result of gun violence ... Timmie was his biggest supporter and guided him towards football when he was younger ... Cleveland used his brother's memory as motivation to achieve his NFL dreams and honors him with a tattoo of his name on his arm
- ▶ Supported Everytown through the NFL's *My Cause My Cleats* initiative with Denver in 2022 ... Everytown is a nonprofit organization that was established to advocate for gun control and against gun violence

## CAREER HIGHLIGHTS

- ▶ Joined the Eagles' practice squad during the playoffs in 2022, when Philadelphia made an appearance in Super Bowl LVII
- ▶ Appeared in a career-high 10 games as a rookie with Denver in 2020, combining for 204 snaps on offense and special teams ... Hauled in 6 passes for 63 yards and returned 10 kickoffs for 234 yards

## 2022 SEASON - BRONCOS & EAGLES

- ▶ Saw action in six games with Denver prior to signing to Philadelphia's practice squad ... Spent the entire postseason with the Eagles as they advanced to Super Bowl LVII vs. Kansas City (2/12/23)
- ▶ Logged 76 offensive snaps and 104 special teams snaps in the regular season with the Broncos ... Recorded 28 yards on 2 receptions as well as 18 yards on 2 kickoff returns with 3 special teams tackles

## COLLEGE HIGHLIGHTS

- ▶ Played collegiately at Florida (2016-19), where he caught 79 passes for 1,271 yards (16.1 avg.) and 8 TDs in 46 career games (26 starts)
- ▶ Produced 25 receptions for 351 yards (14.0 avg.) and 1 TD as a senior ... Started 12 games as a junior in 2018, posting 212 yards and 3 TDs on 18 catches (11.8 avg.) ... Appeared in 10 games in 2017, amassing a team-high 410 yards on 22 catches (18.6 avg.) with 2 TDs

## TRANSACTIONS

- ▶ **2020** - Drafted by DEN in 7th round (252nd overall) ... **8/31/21** - Waived by DEN ... **9/1/21** - Signed by DEN to practice squad ... **10/9/21** - Elevated by DEN from practice squad for Week 5 at Pittsburgh ... **10/16/21** - Elevated by DEN from practice squad for Week 6 vs. Las Vegas ... **10/20/21** - Signed by DEN from practice squad to active roster ... **12/4/21** - Waived by DEN ... **12/7/21** - Signed by DEN to practice squad ... **12/29/21** - Placed on Practice Squad Reserve/COVID-19 ... **1/5/22** - Activated from Practice Squad Reserve/COVID-19 ... **1/7/22** - Elevated by DEN from practice squad for Week 18 vs. Kansas City ... **11/15/22** - Waived by DEN ... **11/17/22** - Signed by DEN to practice squad ... **1/16/23** - Released by DEN from practice squad ... **1/17/23** - Signed by PHI to practice squad ... **2/16/23** - Signed by PHI to reserve/future contract



2022 GAME-BY-GAME STATISTICS (DEN & PHI)										
Date	Opp		GP/S	Rec	Yds	Avg	Lg	TD	Snaps	Pct
Sep 12	at Sea	L	1/0	0	0	---	--	0	8	12%
Sep 18	Hou	W	1/0	2	28	14.0	16	0	31	43%
Sep 25	SF	W	0/0	INACTIVE						
Oct 2	at LV	L	0/0	INACTIVE						
Oct 6	Ind	L	1/0	0	0	---	--	0	10	14%
Oct 17	at LAC	L	1/0	0	0	---	--	0	0	0%
Oct 23	NYJ	L	1/0	0	0	---	--	0	0	0%
Oct 30	at Jax	W	0/0	INACTIVE						
Nov 13	at Ten	L	1/0	0	0	---	--	0	27	34%
Nov 20	LV	L	---	BRONCOS PRACTICE SQUAD						
Nov 27	at Car	L	---	BRONCOS PRACTICE SQUAD						
Dec 4	at Bal	L	---	BRONCOS PRACTICE SQUAD						
Dec 11	KC	L	---	BRONCOS PRACTICE SQUAD						
Dec 18	Ari	W	---	BRONCOS PRACTICE SQUAD						
Dec 25	at LAR	L	---	BRONCOS PRACTICE SQUAD						
Jan 1	at KC	L	---	BRONCOS PRACTICE SQUAD						
Jan 8	LAC	W	---	BRONCOS PRACTICE SQUAD						
<b>Totals</b>			<b>6/0</b>	<b>2</b>	<b>28</b>	<b>14.0</b>	<b>16</b>	<b>0</b>	<b>76</b>	<b>7%</b>
PLAYOFFS										
SIGNED BY PHI TO PRACTICE SQUAD (1/17/23)										
Jan 21	NYG	W	---	EAGLES PRACTICE SQUAD						
Jan 29	SF	W	---	EAGLES PRACTICE SQUAD						
Feb 12	vs. KC	L	---	EAGLES PRACTICE SQUAD						
<b>Totals</b>			<b>0/0</b>	<b>0</b>	<b>0</b>	<b>---</b>	<b>--</b>	<b>0</b>	<b>0</b>	<b>0%</b>







# BRITAIN COVEY

WIDE RECEIVER | 18

(pronounced CUHV-ee)

Height: 5-8 Weight: 173 DOB: March 18, 1997 (Age 26)  
 NFL Experience: 2nd Year (2nd with Eagles) Draft: UDFA-22 by PHI  
 College: Utah Hometown (HS): Provo, UT (Timpview)



## CAREER STATISTICS

Year	Team	GP/S	RECEIVING					OFF SNAPS	
			Rec	Yds	Avg	Lg	TD	No	Pct
2022	Philadelphia	17/0	0	0	---	---	0	19	2%
<b>Totals</b>		<b>17/0</b>	<b>0</b>	<b>0</b>	<b>---</b>	<b>---</b>	<b>0</b>	<b>---</b>	<b>---</b>

## PLAYOFFS

2022	Philadelphia	3/0	0	0	---	---	0	2	1%
<b>Totals</b>		<b>3/0</b>	<b>0</b>	<b>0</b>	<b>---</b>	<b>---</b>	<b>0</b>	<b>---</b>	<b>---</b>

## ADDITIONAL STATISTICS

<b>Punt Returns:</b> 33-308 - 2022 (33-308)	<b>Postseason Punt Returns:</b> 2-35 - 2022 (2-35)
<b>Kickoff Returns:</b> 10-206 - 2022 (10-206)	<b>Special Teams FRs:</b> 2 - 2022 (2)
<b>Fumbles/Lost:</b> 2/0 - 2022 (2/0)	

## CAREER HIGHS

Receptions	--	---
Receiving Yards	--	---
Receiving Long	--	---
Receiving TDs	--	---

**First job:** Mowing lawns ... **Surprisingly good at:** "Golf. I'm like a three or four handicap right now." ... **Desired talent:** "Singing. An unknown fact about me is that I love musical theater. I love plays, drama, and Broadway. If I wasn't playing football, I would be doing that... if I could sing, of course." ... **Famous relative:** "My grandpa, Stephen Covey, is an author. He wrote *The 7 Habits of Highly Effective People*." ... **Favorite athlete:** Tiger Woods ... **Favorite movie:** *Warrior* ... **Favorite TV show:** *Parks and Recreation* ... **Favorite food:** "My wife's white bean chili or my wife's chicken tacos with avocado lime sauce on it."



## BIRDSEED

- ▶ His grandfather, Stephen R. Covey, wrote the best-selling book, *The 7 Habits of Highly Successful People*, which sold more than 40 million copies worldwide ... Considers his grandfather one of his biggest influences and strives to exemplify the principles in his book
- ▶ A devout member of The Church of Jesus Christ of Latter-Day Saints, embarked on a mission trip to Chile after a promising start to his football career ... Reflects on the mission as the best two years of his life ... Returned two years later and continued to have success
- ▶ Used his platform to raise awareness for Bridle Up Hope, a foundation that was established in memory of his cousin, Rachel, who tragically passed away after a battle with depression ... Also lost another cousin, Jenna, to suicide a few years after Rachel ... Bridle Up Hope combines equestrian training, a past-time loved by Rachel, with life skills development, services at the barn, as well as self-renewal activities to provide an experience for young women to recognize their self-worth
- ▶ Attended Timpview (UT) High School, where he posted almost 7,400 yards of total offense ... Ranked 4th in Utah state history with 111 TDs responsible for in less than two years playing QB ... Led Timpview to back-to-back 4A state titles, winning 26 consecutive games at QB

## CAREER HIGHLIGHTS

- ▶ A member of the Eagles' Super Bowl LVII roster in 2022

## 2022 SEASON - EAGLES

- ▶ Saw action in 17 contests as an undrafted rookie ... Returned 33 punts for 308 yards (9.3 avg.) and 10 kickoffs for 206 yards (20.6 avg.)
- ▶ Ranked 2nd among NFL rookies in punt return yards (308, 8th in NFL), behind **Marcus Jones** (362) ... Also produced the 3rd-best punt return average (9.3, 9th in NFL) among NFL rookies, trailing only Jones (12.5) and **KaVontae Turpin** (10.5) in that category

## COLLEGE HIGHLIGHTS

- ▶ Played collegiately at Utah (2015, '18-21), where he received five All-Pac-12 accolades, including four as a returner (first-team in 2018, '20, '21) and one as a WR (honorable mention in 2020) ... Also earned All-America honors following the 2015, '20 and '21 seasons
- ▶ Amassed 2,011 receiving yards with 11 TDs, 1,092 punt return yards (school record) with 4 TDs, 838 kickoff return yards with 1 TD, 300 rushing yards and 71 passing yards with 2 TDs in 47 career games (23 starts) ... Ranked among the top 10 in program history in punt returns (92, 2nd), receptions (184, 2nd), all-purpose yards (4,241, 3rd) and receiving yards (6th) ... Led Utah in receiving yards in 2015, '18 and '20

## TRANSACTIONS

- ▶ **2022** - Signed by PHI as UDFA ... **8/30/22** - Waived by PHI ... **8/31/22** - Signed by PHI to practice squad ... **9/10/22** - Elevated by PHI from practice squad for Week 1 at Detroit ... **9/19/22** - Elevated by PHI from practice squad for Week 2 vs. Minnesota ... **9/24/22** - Elevated by PHI from practice squad for Week 3 at Washington ... **10/1/22** - Signed by PHI to active roster from practice squad



2022 GAME-BY-GAME STATISTICS (PHI)										
Date	Opp		GP/S	Rec	Yds	Avg	Lg	TD	Snaps	Pct
Sep 11	at Det	W	1/0	0	0	---	--	0	0	0%
Sep 19	Min	W	1/0	0	0	---	--	0	0	0%
Sep 25	at Was	W	1/0	0	0	---	--	0	0	0%
Oct 2	Jax	W	1/0	0	0	---	--	0	0	0%
Oct 9	at Ari	W	1/0	0	0	---	--	0	0	0%
Oct 16	Dal	W	1/0	0	0	---	--	0	0	0%
Oct 30	Pit	W	1/0	0	0	---	--	0	4	7%
Nov 3	at Hou	W	1/0	0	0	---	--	0	1	2%
Nov 14	Was	L	1/0	0	0	---	--	0	0	0%
Nov 20	at Ind	W	1/0	0	0	---	--	0	0	0%
Nov 27	GB	W	1/0	0	0	---	--	0	0	0%
Dec 4	Ten	W	1/0	0	0	---	--	0	9	12%
Dec 11	at NYG	W	1/0	0	0	---	--	0	5	7%
Dec 18	at Chi	W	1/0	0	0	---	--	0	0	0%
Dec 24	at Dal	L	1/0	0	0	---	--	0	0	0%
Jan 1	NO	L	1/0	0	0	---	--	0	0	0%
Jan 8	NYG	W	1/0	0	0	---	--	0	0	0%
<b>Totals</b>			<b>17/0</b>	<b>0</b>	<b>0</b>	<b>---</b>	<b>--</b>	<b>0</b>	<b>19</b>	<b>2%</b>
PLAYOFFS										
Jan 21	NYG	W	1/0	0	0	---	--	0	0	0%
Jan 29	SF	W	1/0	0	0	---	--	0	2	3%
Feb 12	vs. KC	L	1/0	0	0	---	--	0	0	0%
<b>Totals</b>			<b>3/0</b>	<b>0</b>	<b>0</b>	<b>---</b>	<b>--</b>	<b>0</b>	<b>2</b>	<b>1%</b>





# FLETCHER COX

DEFENSIVE TACKLE | 91



**Height:** 6-4 **Weight:** 310 **DOB:** Dec. 13, 1990 (Age 32)  
**NFL Experience:** 12th Year (12th with Eagles) **Draft:** D1-12 (12th overall) by PHI  
**College:** Mississippi State **Hometown (HS):** Yazoo City, MS (Yazoo City)

**SUPER BOWL CHAMPION:** 2017 (LII) **ALL-DECADE:** 2010s **ALL-PRO:** 2014, '15, '17, '18 **PRO BOWL:** 2016, '17, '18, '19, '20, '21 **ALL-ROOKIE:** 2012

### CAREER STATISTICS

Year	Team	GP/S	TACKLES				PASS RUSH			INTERCEPTIONS					FUMBLES		DEF SNAPS	
			Total	Solo	Asst	TFL	Sacks	QBH	QBP	Int	Yds	Lg	TD	PD	FF	FR	No	Pct
2012	Philadelphia	15/9	39	32	7	8	5.5	10	N/A	0	0	--	0	3	1	0	509	49%
2013	Philadelphia	16/16	41	29	12	4	3.0	9	N/A	0	0	--	0	1	0	1	882	73%
2014	Philadelphia	16/16	61	48	13	8	4.0	7	N/A	0	0	--	0	0	1	3	921	80%
2015	Philadelphia	16/16	71	50	21	11	9.5	20	N/A	0	0	--	0	2	3	2	983	81%
2016	Philadelphia	16/16	43	27	16	9	6.5	14	41	0	0	--	0	2	1	1	773	76%
2017	Philadelphia	14/14	26	15	11	5	5.5	17	45	0	0	--	0	2	1	2	608	59%
2018	Philadelphia	16/16	46	33	13	12	10.5	34	61	0	0	--	0	1	1	1	830	80%
2019	Philadelphia	16/16	40	26	14	5	3.5	10	36	0	0	--	0	2	3	1	814	79%
2020	Philadelphia	15/15	41	28	13	9	6.5	9	20	0	0	--	0	1	1	0	746	68%
2021	Philadelphia	16/16	35	25	10	7	3.5	12	42	0	0	--	0	0	2	1	749	66%
2022	Philadelphia	17/17	43	23	20	7	7.0	14	36	0	0	--	0	0	1	1	713	65%
<b>Totals</b>		<b>173/167</b>	<b>486</b>	<b>336</b>	<b>150</b>	<b>85</b>	<b>65.0</b>	<b>156</b>	<b>---</b>	<b>0</b>	<b>0</b>	<b>--</b>	<b>0</b>	<b>14</b>	<b>15</b>	<b>13</b>	<b>---</b>	<b>---</b>

### PLAYOFFS

2013	Philadelphia	1/1	3	3	0	0	0.0	0	N/A	0	0	--	0	0	0	0	61	85%
2017	Philadelphia	3/3	11	9	2	2	1.0	6	10	0	0	--	0	0	0	0	178	86%
2018	Philadelphia	2/2	5	3	2	1	0.0	1	3	0	0	--	0	0	0	0	96	68%
2019	Philadelphia	1/1	6	3	3	2	0.0	1	1	0	0	--	0	0	1	0	53	83%
2021	Philadelphia	1/1	3	1	2	1	0.0	0	3	0	0	--	0	0	0	0	58	79%
2022	Philadelphia	3/3	6	3	3	1	1.0	1	5	0	0	--	0	0	0	0	97	63%
<b>Totals</b>		<b>11/11</b>	<b>34</b>	<b>22</b>	<b>12</b>	<b>7</b>	<b>2.0</b>	<b>9</b>	<b>---</b>	<b>0</b>	<b>0</b>	<b>--</b>	<b>0</b>	<b>0</b>	<b>1</b>	<b>0</b>	<b>---</b>	<b>---</b>

### ADDITIONAL STATISTICS

**Fumble Recovery TDs:** 3 - 2014 (1), 2017 (1), 2021 (1)

### CAREER HIGHS

<b>Tackles</b>	11	12/7/14 vs. Sea.
<b>Sacks</b>	3.0	2x, last: 12/30/18 at Was.
<b>INTs</b>	--	---
<b>PDs</b>	1	14x, last: 10/18/20 vs. Bal.
<b>FFs</b>	2	10/11/15 vs. NO
<b>FRs</b>	1	12x, last: 9/27/21 at Dal.



### BIRDSEED

- ▶ Owns a 1,500-acre ranch in Jacksboro, TX, called "Shady Trell Ranch"
- ▶ Purchased a drag racing team that competes in professional events around the country ... Fell in love with fixing up old cars as a kid
- ▶ His late brother, Shaddrick, owned an auto shop back in their hometown of Yazoo City, MS, and would often taken him to speedways ... Shaddrick passed down a Golddust Mustang to Fletcher, who then installed a new power plant in the car and converted it into a successful racing vehicle ... Considers Shaddrick his biggest influence
- ▶ Is cousins with Eagles RB **Kenneth Gainwell**

### CAREER HIGHLIGHTS

- ▶ An integral member of Philadelphia's 2017 **Super Bowl LII**-winning defense ... Also helped the team reach Super Bowl LVII in 2022
- ▶ Named to the **NFL 2010s All-Decade Team** ... Joined **Aaron Donald** as the only DTs to produce 45.0+ sacks and 10+ FFs from 2010-19
- ▶ A four-time **All-Pro** selection (2014, '15, '17, '18), including first-team accolades in 2018 after registering a career-high 10.5 sacks





2022 GAME-BY-GAME STATISTICS (PHI)												
Date	Opp		GP/S	Tot	Solo	Sk	Int	PD	FF	FR	Snaps	Pct
Sep 11	at Det	W	1/1	2	1	0.5	0	0	0	0	39	57%
Sep 19	Min	W	1/1	3	1	1.0	0	0	1	0	40	66%
Sep 25	at Was	W	1/1	3	1	1.5	0	0	0	0	36	47%
Oct 2	Jax	W	1/1	1	0	0.0	0	0	0	1	35	74%
Oct 9	at Ari	W	1/1	0	0	0.0	0	0	0	0	48	70%
Oct 16	Dal	W	1/1	4	1	0.0	0	0	0	0	50	75%
Oct 30	Pit	W	1/1	3	2	0.0	0	0	0	0	44	58%
Nov 3	at Hou	W	1/1	4	2	0.0	0	0	0	0	42	70%
Nov 14	Was	L	1/1	7	3	0.0	0	0	0	0	70	84%
Nov 20	at Ind	W	1/1	2	1	0.0	0	0	0	0	48	74%
Nov 27	GB	W	1/1	2	2	1.0	0	0	0	0	31	63%
Dec 4	Ten	W	1/1	2	1	1.0	0	0	0	0	27	49%
Dec 11	at NYG	W	1/1	4	4	1.0	0	0	0	0	29	45%
Dec 18	at Chi	W	1/1	0	0	0.0	0	0	0	0	40	68%
Dec 24	at Dal	L	1/1	2	2	0.0	0	0	0	0	50	68%
Jan 1	NO	L	1/1	4	2	1.0	0	0	0	0	45	65%
Jan 8	NYG	W	1/1	0	0	0.0	0	0	0	0	39	62%
<b>Totals</b>			<b>17/17</b>	<b>43</b>	<b>23</b>	<b>7.0</b>	<b>0</b>	<b>0</b>	<b>1</b>	<b>1</b>	<b>713</b>	<b>65%</b>
PLAYOFFS												
Jan 21	NYG	W	1/1	4	2	1.0	0	0	0	0	28	54%
Jan 29	SF	W	1/1	1	0	0.0	0	0	0	0	24	52%
Feb 12	vs. KC	L	1/1	1	1	0.0	0	0	0	0	45	82%
<b>Totals</b>			<b>3/3</b>	<b>6</b>	<b>3</b>	<b>1.0</b>	<b>0</b>	<b>0</b>	<b>0</b>	<b>0</b>	<b>97</b>	<b>63%</b>

**Favorite meal:** His mom's baked beans, mac and cheese, grilled chicken and pork chops ... **Best player he has ever faced:** Cowboys T Tyron Smith ... **If he could play another sport, what position/team:** First baseman, New York Yankees ... **First jersey owned:** LaDarian Tomlinson, San Diego Chargers ... **Three favorite throwback jerseys:** Michael Jordan, Chicago Bulls; Ronnie Lott, San Francisco 49ers; Ken Griffey Jr., Cincinnati Reds



MULTI-SACK GAMES		
Date	Opponent	Sacks
12/30/18	at Washington (W, 24-0)	3.0
10/11/15	vs. New Orleans Saints (W, 39-17)	3.0
12/21/21	vs. Washington (W, 27-17)	2.0
9/25/16	vs. Pittsburgh Steelers (W, 34-3)	2.0
12/26/15	vs. Washington (L, 24-38)	2.0
9/25/22	at Washington Commanders (W, 24-8)	1.5
10/27/19	at Buffalo Bills (W, 31-13)	1.5
12/9/18	at Dallas Cowboys (L, 23-29) (OT)	1.5
9/6/18	vs. Atlanta Falcons (W, 18-12)	1.5
12/11/16	vs. Washington (L, 22-27)	1.5
12/13/12	vs. Cincinnati Bengals (L, 13-34)	1.5

- ▶ Has earned six career **Pro Bowl** appearances (2016, '17, '18, '19, '20, '21), which are the most ever by an Eagles DT ... Only **Chuck Bednarik** (eight), **Brian Dawkins** (seven), **Jason Peters** (seven) and **Reggie White** (seven) have collected more Pro Bowls with the team
- ▶ Voted to the PFWA **All-Rookie** Team in 2012

**NOTES TO KNOW**

- ▶ Ranks 5th on the franchise's all-time sacks list (65.0, most by a DT), trailing only **Reggie White** (124.0, 1985-92), **Trent Cole** (85.5, 2005-14), **Clyde Simmons** (76.0, 1986-93) and **Brandon Graham** (70.0)
- ▶ Has played in 173 career regular-season games, which marks the 3rd-most ever by an Eagles defensive player (most by a DT), behind **Brian Dawkins** (183, 1996-2008) and **Brandon Graham** (178)
- ▶ Is tied with **Seth Joyner** (1986-93) for the most fumble recovery TDs (3) in team history ... Tied for the 3rd-most ever by an NFL DL, behind **Jason Taylor** (6, 1997-2011) and **Osi Umenyiora** (4, 2003-14)

**2022 SEASON - EAGLES**

- ▶ Recorded 43 tackles (23 solo), 14 QB hits, 7.0 sacks, 7 TFLs, 1 FF and 1 FR ... His 7.0 sacks were his most since 2018 (career-high 10.5)
- ▶ Posted 4 tackles (2 solo) with 1.0 sack, 1 TFL and 1 QB hit during the 38-7 NFC Divisional Round win vs. N.Y. Giants (1/21/23)
- ▶ Brought down Commanders QB **Carson Wentz** 1.5 times in the 24-8 victory at Washington (9/25/22) ... Contributed to the Eagles' 9.0-sack performance (T-4th-most in team history) ... Finished with 3 tackles
- ▶ Strip-sacked Vikings QB **Kirk Cousins** vs. Minnesota (9/19/22)

**COLLEGE HIGHLIGHTS**

- ▶ Played collegiately at Mississippi State, where he finished with 114 tackles (53 solo), 24.5 TFLs and 8.5 sacks in 36 career games (27 starts) ... Also blocked 5 FG attempts during his time with the Bulldogs
- ▶ Earned first-team All-SEC honors as a junior in 2011 ... Established career highs with 56 tackles (26 solo), 14.5 TFLs and 5.0 sacks
- ▶ Named to the Freshman All-SEC Team after registering 29 tackles (17 solo) and 3.5 TFLs in 12 games (four starts) in 2009

**TRANSACTIONS**

- ▶ **2012** - Drafted by PHI in 1st round (12th overall) ... **6/16/16** - Signed by PHI to 6-year contract extension ... **1/3/22** - Placed on Reserve/COVID-19 ... **1/10/22** - Activated from Reserve/COVID-19 ... **3/17/22** - Released by PHI ... **3/19/22** - Agreed to terms with PHI on 1-year contract ... **3/16/23** - Agreed to terms with PHI on 1-year contract



# JORDAN DAVIS

DEFENSIVE TACKLE | 90



**Height:** 6-6 **Weight:** 336 **DOB:** Jan. 12, 2000 (Age 23)  
**NFL Experience:** 2nd Year (2nd with Eagles) **Draft:** D1-22 (13th overall) by PHI  
**College:** Georgia **Hometown (HS):** Charlotte, NC (Mallard Creek)

ALL-ROOKIE: 2022

### CAREER STATISTICS

Year	Team	GP/S	TACKLES				PASS RUSH			INTERCEPTIONS					FUMBLES		DEF SNAPS	
			Total	Solo	Asst	TFL	Sacks	QBH	QBP	Int	Yds	Lg	TD	PD	FF	FR	No	Pct
2022	Philadelphia	13/5	18	8	10	1	0.0	0	4	0	0	--	0	1	0	0	224	20%
<b>Totals</b>		<b>13/5</b>	<b>18</b>	<b>8</b>	<b>10</b>	<b>1</b>	<b>0.0</b>	<b>0</b>	<b>4</b>	<b>0</b>	<b>0</b>	<b>--</b>	<b>0</b>	<b>1</b>	<b>0</b>	<b>0</b>	<b>---</b>	<b>---</b>

### PLAYOFFS

2022	Philadelphia	3/0	4	3	1	0	0.0	2	4	0	0	--	0	0	0	0	45	29%
<b>Totals</b>		<b>3/0</b>	<b>4</b>	<b>3</b>	<b>1</b>	<b>0</b>	<b>0.0</b>	<b>2</b>	<b>4</b>	<b>0</b>	<b>0</b>	<b>--</b>	<b>0</b>	<b>0</b>	<b>0</b>	<b>0</b>	<b>---</b>	<b>---</b>

### CAREER HIGHS

<b>Tackles</b>	4	10/2/22 vs. Jax
<b>Sacks</b>	--	---
<b>INTs</b>	--	---
<b>PDs</b>	1	9/25/22 at Was.
<b>FFs</b>	--	---
<b>FRs</b>	--	---

**First job:** Worked at an amusement park called Carowinds ... **What he wanted to grow up to be when he was younger:** "An astronaut. I was always so fascinated with space." ... **Bucket list:** Travel to Europe ... **Someone he would like to meet:** "I want to meet the President when we win the Super Bowl." ... **Favorite athletes:** LeBron James and Kobe Bryant ... **Favorite movie:** *Love and Basketball* ... **Favorite TV show:** *Family Guy* ... **Favorite food:** Carne asada tacos ... **Favorite candy:** "Swedish fish. It's got to be the red ones and it's got to be the small ones. The small ones are better than the bigger ones."



### BIRDSEED

- ▶ Is very close with his mother, Shay Allen, and two younger brothers, Donovan and Yashua ... Even before he was drafted, Shay was a huge fan of the Eagles, due to her love for **Donovan McNabb** ... Shay is an elementary school teacher and tutor and also works at the YMCA
- ▶ Credits his mother for getting him into football ... When he hit a growth spurt before entering 10th grade, she struggled to keep pace with his increased appetite and would often come home from her second job to find the refrigerator and cabinets almost bare ... Shay was sold on Mallard Creek (NC) High School's football team when she learned that summer practices included free breakfast and lunch
- ▶ Developed a passion for music as a teenager and would DJ at parties ... Went by the moniker of 'DJ Oreo' and called himself that because he used to think the turntables looked like Oreos spinning
- ▶ Is highly interested in mythology and often reads books about ancient Greece and the Egyptians ... Downloads TED Talks that cover a variety of related topics, such as ancient civilizations and modern religion
- ▶ At the 2022 NFL Combine, recorded a 4.78 time in the 40-yard dash, which was the fastest by any player over 330 pounds since 2006 and is believed to be one of the fastest times ever for a player his size ... In addition, his 10'3" standing broad jump is thought to be the record for a 300-pound player at the NFL Combine ... Earned a perfect 10 on the Relative Athletic Score due to his rare measurables
- ▶ Supported Camp Sunshine and Northwest Victims Services through the NFL's *My Cause My Cleats* initiative ... Camp Sunshine offers retreats for children with life-threatening illnesses to enable hope and promote joy among them and their families ... Northwest Victims Services is a nonprofit organization that provides services to victims of crime in Philadelphia while promoting safety in the community

### CAREER HIGHLIGHTS

- ▶ A member of the Eagles' Super Bowl LVII roster in 2022
- ▶ Selected to the 2022 PFWA **All-Rookie** Team after producing 18 total tackles, 4 QB pressures, 1 TFL and 1 PD

### 2022 SEASON - EAGLES

- ▶ Registered 18 total tackles, 4 QB pressures, 1 TFL and 1 PD in 13 appearances (five starts) en route to PFWA **All-Rookie** honors



2022 GAME-BY-GAME STATISTICS (PHI)												
Date	Opp		GP/S	Tot	Solo	Sk	Int	PD	FF	FR	Snaps	Pct
Sep 11	at Det	W	1/0	2	1	0.0	0	0	0	0	22	32%
Sep 19	Min	W	1/0	0	0	0.0	0	0	0	0	21	34%
Sep 25	at Was	W	1/1	2	0	0.0	0	1	0	0	24	31%
Oct 2	Jax	W	1/1	4	2	0.0	0	0	0	0	17	36%
Oct 9	at Ari	W	1/1	3	3	0.0	0	0	0	0	29	42%
Oct 16	Dal	W	1/1	1	1	0.0	0	0	0	0	22	33%
Oct 30	Pit	W	1/1	2	1	0.0	0	0	0	0	19	25%
Nov 3	at Hou	W	---	RESERVE/INJURED								
Nov 14	Was	L	---	RESERVE/INJURED								
Nov 20	at Ind	W	---	RESERVE/INJURED								
Nov 27	GB	W	---	RESERVE/INJURED								
Dec 4	Ten	W	1/0	0	0	0.0	0	0	0	0	6	11%
Dec 11	at NYG	W	1/0	0	0	0.0	0	0	0	0	15	23%
Dec 18	at Chi	W	1/0	0	0	0.0	0	0	0	0	14	24%
Dec 24	at Dal	L	1/0	2	0	0.0	0	0	0	0	9	12%
Jan 1	NO	L	1/0	2	0	0.0	0	0	0	0	18	26%
Jan 8	NYG	W	1/0	0	0	0.0	0	0	0	0	8	13%
<b>Totals</b>			<b>13/5</b>	<b>18</b>	<b>8</b>	<b>0.0</b>	<b>0</b>	<b>1</b>	<b>0</b>	<b>0</b>	<b>224</b>	<b>20%</b>
PLAYOFFS												
Jan 21	NYG	W	1/0	2	2	0.0	0	0	0	0	19	37%
Jan 29	SF	W	1/0	2	1	0.0	0	0	0	0	16	35%
Feb 12	vs. KC	L	1/0	0	0	0.0	0	0	0	0	10	18%
<b>Totals</b>			<b>3/0</b>	<b>4</b>	<b>3</b>	<b>0.0</b>	<b>0</b>	<b>0</b>	<b>0</b>	<b>0</b>	<b>45</b>	<b>29%</b>



**COLLEGE HIGHLIGHTS**

- ▶ Played collegiately at Georgia (2018-21), totaling 91 tackles (37 solo), 12.5 TFLs, 7.0 sacks and 1 PD in 47 career games (33 starts) ... A key member of the 2021 CFP National Championship-winning defense
- ▶ Honored with the Outland Trophy (nation's best interior lineman) and Chuck Bednarik Award (best defensive player in college football) as a senior in 2021 ... Also voted first-team All-America by the *Associated Press* and earned first-team All-SEC honors (media and coaches) after recording 32 tackles (17 solo), 5.5 TFLs, 2.0 sacks and 1 PD
- ▶ Garnered second-team All-America recognition by the AFCA after his junior campaign in 2020 ... Received Freshman All-America and Freshman All-SEC accolades following the 2018 season

**TRANSACTIONS**

- ▶ **2022** - Drafted by PHI in 1st round (13th overall) ... **11/2/22** - Placed on Reserve/Injured ... **12/3/22** - Activated from Reserve/Injured





# NAKOBE DEAN

LINEBACKER | 17



**Height:** 5-11 **Weight:** 231 **DOB:** Dec. 13, 2000 (Age 22)  
**NFL Experience:** 2nd Year (2nd with Eagles) **Draft:** D3-22 (83rd overall) by PHI  
**College:** Georgia **Hometown (HS):** Horn Lake, MS (Horn Lake)

### CAREER STATISTICS

Year	Team	GP/S	TACKLES				PASS RUSH			INTERCEPTIONS					FUMBLES		DEF SNAPS	
			Total	Solo	Asst	TFL	Sacks	QBH	QBP	Int	Yds	Lg	TD	PD	FF	FR	No	Pct
2022	Philadelphia	17/0	6	5	1	1	0.0	0	0	0	0	--	0	0	0	0	34	3%
<b>Totals</b>		<b>17/0</b>	<b>6</b>	<b>5</b>	<b>1</b>	<b>1</b>	<b>0.0</b>	<b>0</b>	<b>0</b>	<b>0</b>	<b>0</b>	<b>--</b>	<b>0</b>	<b>0</b>	<b>0</b>	<b>0</b>	<b>---</b>	<b>---</b>

### PLAYOFFS

2022	Philadelphia	3/0	0	0	0	0	0.0	0	0	0	0	--	0	0	0	0	9	6%
<b>Totals</b>		<b>3/0</b>	<b>0</b>	<b>0</b>	<b>0</b>	<b>0</b>	<b>0.0</b>	<b>0</b>	<b>0</b>	<b>0</b>	<b>0</b>	<b>--</b>	<b>0</b>	<b>0</b>	<b>0</b>	<b>0</b>	<b>---</b>	<b>---</b>

### ADDITIONAL STATISTICS

**Special Teams Tackles:** 7 - 2022 (7) **Postseason Special Teams Tackles:** 2 - 2022 (2)

### CAREER HIGHS

<b>Tackles</b>	5	12/4/22 vs. Ten.
<b>Sacks</b>	--	---
<b>INTs</b>	--	---
<b>PDs</b>	--	---
<b>FFs</b>	--	---
<b>FRs</b>	--	---

**What he wanted to grow up to be when he was younger:** "I wanted to be an engineer, an architect, or a doctor. I always wanted to help people and I was good at math and science." ... **Surprisingly good at:** "If you ask me, I think I can sing. I can perform and dance a little bit." ... **Desired talent:** "I wish I was good at making songs, producing." ... **Favorite athletes growing up:** Troy Polamalu and James Harrison ... **Favorite music artists:** Rod Wave and Kevin Gates ... **Favorite pre-game music:** "I mix it up, but I always listen to some Lil Boosie. He gets me going." ... **Favorite food:** Salmon and chicken



### BIRDSEED

- ▶ Studied mechanical engineering at Georgia and is interested in prosthetics ... His passion for the field stems from many visits to Veterans Affairs with his mother, Neketta Dean, who served in the military ... He decided at a young age that he wanted to aid veterans who lost their limbs by building prosthetics to improve their lives
- ▶ Maintained a 3.55 GPA in the mechanical engineering program during his time at Georgia ... During the 2023 offseason, returned to school to continue working toward finishing his degree requirements ... Would consider pursuing pre-med studies following his NFL career
- ▶ Raised by his mother, Neketta, in a single-parent household with his older brother, Nikolas, and younger sister, Brooklyn ... Neketta worked as the director of community affairs in Tunica County, MS, and prioritized community service in her family, bringing her children to various neighborhood events where they often volunteered
- ▶ With the help of his mother, used his NIL opportunities in college to make an impact in the community ... As a result, he was able to help local children get game tickets, provide canned foods to families in need, and sponsor a bed in an Athens homeless shelter
- ▶ Selected to the 2021 AFCA Good Works Team, which recognizes 22 college football players' community service and outstanding football play ... Also helped launch the "Dawgs for Pups" program at Georgia, raising money for students in Clarke County and the surrounding area to help donate WiFi hotspots for virtual schooling

### CAREER HIGHLIGHTS

- ▶ A member of the Eagles' Super Bowl LVII roster in 2022

### 2022 SEASON - EAGLES

- ▶ Saw action in all 17 games and finished with 6 total tackles (5 solo) ... Ranked T-2nd on the team with 7 special teams tackles

### COLLEGE HIGHLIGHTS

- ▶ Played collegiately at Georgia (2019-21), where he totaled 168 tackles (89 solo), 13.5 TFLs, 10 PDs, 7.5 sacks, 3 FFs and 2 INTs in 39 career games (25 starts) ... A team captain who helped guide the Bulldogs to the CFP National Championship during the 2021 campaign



2022 GAME-BY-GAME STATISTICS (PHI)												
Date	Opp		GP/S	Tot	Solo	Sk	Int	PD	FF	FR	Snaps	Pct
Sep 11	at Det	W	1/0	0	0	0.0	0	0	0	0	3	4%
Sep 19	Min	W	1/0	0	0	0.0	0	0	0	0	0	0%
Sep 25	at Was	W	1/0	0	0	0.0	0	0	0	0	0	0%
Oct 2	Jax	W	1/0	0	0	0.0	0	0	0	0	0	0%
Oct 9	at Ari	W	1/0	0	0	0.0	0	0	0	0	0	0%
Oct 16	Dal	W	1/0	0	0	0.0	0	0	0	0	0	0%
Oct 30	Pit	W	1/0	0	0	0.0	0	0	0	0	0	0%
Nov 3	at Hou	W	1/0	0	0	0.0	0	0	0	0	1	2%
Nov 14	Was	L	1/0	0	0	0.0	0	0	0	0	0	0%
Nov 20	at Ind	W	1/0	0	0	0.0	0	0	0	0	0	0%
Nov 27	GB	W	1/0	0	0	0.0	0	0	0	0	0	0%
Dec 4	Ten	W	1/0	5	4	0.0	0	0	0	0	15	27%
Dec 11	at NYG	W	1/0	1	1	0.0	0	0	0	0	12	19%
Dec 18	at Chi	W	1/0	0	0	0.0	0	0	0	0	0	0%
Dec 24	at Dal	L	1/0	0	0	0.0	0	0	0	0	1	1%
Jan 1	NO	L	1/0	0	0	0.0	0	0	0	0	2	3%
Jan 8	NYG	W	1/0	0	0	0.0	0	0	0	0	0	0%
<b>Totals</b>			<b>17/0</b>	<b>6</b>	<b>5</b>	<b>0.0</b>	<b>0</b>	<b>0</b>	<b>0</b>	<b>0</b>	<b>34</b>	<b>3%</b>
PLAYOFFS												
Jan 21	NYG	W	1/0	0	0	0.0	0	0	0	0	5	10%
Jan 29	SF	W	1/0	0	0	0.0	0	0	0	0	4	9%
Feb 12	vs. KC	L	1/0	0	0	0.0	0	0	0	0	0	0%
<b>Totals</b>			<b>3/0</b>	<b>0</b>	<b>0</b>	<b>0.0</b>	<b>0</b>	<b>0</b>	<b>0</b>	<b>0</b>	<b>9</b>	<b>6%</b>



- ▶ Voted the recipient of the 2021 Butkus Award (nation’s best LB) along with first-team All-SEC honors ... Selected as the SEC Defensive Player of the Year by *Pro Football Focus* and was a semifinalist for the 2021 Chuck Bednarik Award, which recognizes the best defensive player in college football ... Finished his junior campaign with 72 tackles (career high), 10.5 TFLs (team high), 8 PDs, 6.0 sacks, 2 INTs and 2 FFs
- ▶ Named a semifinalist for the Butkus Award as a sophomore in 2020, leading Georgia in tackles (71) and producing 1.5 sacks

**TRANSACTIONS**

- ▶ **2022** - Drafted by PHI in 3rd round (83rd overall)



# LANDON DICKERSON

GUARD | 69



**Height:** 6-6 **Weight:** 332 **DOB:** Sept. 30, 1998 (Age 24)  
**NFL Experience:** 3rd Year (3rd with Eagles) **Draft:** D2-21 (37th overall) by PHI  
**College:** Alabama **Hometown (HS):** Hudson, NC (South Caldwell)

PRO BOWL: 2023

## CAREER STATISTICS

Year	Team	GP/S	STARTS			OFF SNAPS	
			LG	C	RG	No	Pct
2021	Philadelphia	14/13	12	0	1	859	77%
2022	Philadelphia	17/17	17	0	0	1,096	93%
<b>Totals</b>		<b>31/30</b>	<b>29</b>	<b>0</b>	<b>1</b>	---	---

PLAYOFFS							
Year	Team	GP/S	LG	C	RG	No	Pct
2021	Philadelphia	1/1	1	0	0	66	100%
2022	Philadelphia	3/3	3	0	0	201	92%
<b>Totals</b>		<b>4/4</b>	<b>4</b>	<b>0</b>	<b>0</b>	---	---

**Nickname:** Big Country ... **Hobbies:** Woodworking, hunting, fishing, working on cars, home improvement, landscaping, mowing grass and Legos ... **Bucket list:** Visit every continent ... **Guilty pleasures:** Rita’s birthday cake custard ... **Memorable fan interactions:** “There was a woman at Alabama. Every single game, I mean at the team hotel, war-mups, bus ride, she was there for everything. It didn’t matter if we were in Texas, Florida, Arkansas, it didn’t matter.” ... **Favorite movie:** *Forrest Gump* ... **Favorite meal:** Steak and sweet potato fries ... **Favorite athlete growing up:** Lawrence Taylor



## BIRDSEED

- ▶ Has built an inseparable friendship with **Jordan Mailata**, who served as the best man at his wedding during the 2023 offseason
- ▶ Operating on a college budget, replaced his damaged front bumper with a wooden railroad tie and bolted a “BAMA” license plate on it ... The ‘bumper’ gained noteworthy attention on social media
- ▶ In 2021, upon learning the story of Captain Brian Wolnewitz, a firefighter who was diagnosed with Stage 4 lung cancer, organized the Landon Dickerson Bama Bumper Fundraiser ... Auctioned his famous ‘bumper’ with all proceeds benefiting Wolnewitz’s family
- ▶ Is an Eagle Scout ... Announced on National Signing Day in 2016 that he would finish his Eagle Scout service project installing park benches to restore a recreation center instead of enrolling in college early
- ▶ Learned discipline through martial arts at a young age ... Earned a black belt in karate when he was 11 years old, becoming the youngest black belt in the history of the dojo he attended

## CAREER HIGHLIGHTS

- ▶ Voted to his first career **Pro Bowl** following his second NFL season in 2022, when the Eagles made an appearance in Super Bowl LVII

## 2022 SEASON - EAGLES

- ▶ Started all 17 games at LG en route to his first career **Pro Bowl** honor ... Supported an offense that reached Super Bowl LVII and set team records in points (477), rushing TDs (T-3rd in NFL history), third-down conversion rate (45.9%) and red zone TD efficiency (67.8%)

## COLLEGE HIGHLIGHTS

- ▶ Named the recipient of the Rimington Trophy (awarded to the nation’s top center) and voted a unanimous first-team All-American and first-team All-SEC honoree as a fifth-year senior in 2020
- ▶ Helped lead Alabama to an undefeated 2020 season, which resulted in a CFP National Championship ... Anchored an OL that blocked for the Power 5’s top-ranked scoring offense (48.5 ppg) ... The Crimson Tide also ranked 1st in pass efficiency rating (198.9) and 2nd in passing offense (358.2 ypg) and total offense (541.6 ypg)
- ▶ Received All-America honorable mention accolades from *Pro Football Focus* in 2019 ... Voted second-team All-SEC as a guard (*Associated Press*) and center (league’s coaches) ... Paved the way for a unit that ranked 2nd in the nation in scoring offense (47.2 ppg), 3rd in passing offense (342.2 ypg) and 6th in total offense (510.8 ypg)
- ▶ Began his collegiate career at Florida State (2016-18)

## TRANSACTIONS

- ▶ **2021** - Drafted by PHI in 2nd round (37th overall) ... **7/28/21** - Placed on Active/Non-Football Injury ... **8/30/21** - Activated from Active/Non-Football Injury ... **12/19/21** - Placed on Reserve/COVID-19 ... **12/24/21** - Activated from Reserve/COVID-19





# JACK DRISCOLL

TACKLE/GUARD | 63



**Height:** 6-5 **Weight:** 312 **DOB:** April 1, 1997 (Age 26)  
**NFL Experience:** 4th Year (4th with Eagles) **Draft:** D4b-20 (145th overall) by PHI  
**College:** Auburn **Hometown (HS):** Madison, CT (Daniel Hand)

### CAREER STATISTICS

Year	Team	GP/S	STARTS				OFF SNAPS	
			LT	LG	RG	RT	No	Pct
2020	Philadelphia	11/4	0	0	0	4	300	27%
2021	Philadelphia	9/9	0	0	8	1	512	46%
2022	Philadelphia	17/3	1	0	0	2	354	30%
<b>Totals</b>		<b>37/16</b>	<b>1</b>	<b>0</b>	<b>8</b>	<b>7</b>	---	---
PLAYOFFS								
2022	Philadelphia	3/0	0	0	0	0	17	8%
<b>Totals</b>		<b>3/0</b>	<b>0</b>	<b>0</b>	<b>0</b>	<b>0</b>	---	---

**First job:** Worked at a Nike outlet while in high school ... **Prized possession:** "I have a very large baseball card collection." ... **Desired talent:** Sleight of hand magic tricks ... **Moments left starstruck:** Meeting Tim Cook and Yao Ming on separate occasions ... **Favorite quote:** "Success breeds complacency. Complacency breeds failure. Only the paranoid survive." - Andy Grove



### BIRDSEED

- ▶ Has supported Demand Zero through the NFL's *My Cause My Cleats* initiative ... The organization, which is based in his hometown, combats the ever-growing opioid epidemic by targeting the trade of illegal and lethal drugs through institutive action and collaborative efforts

### CAREER HIGHLIGHTS

- ▶ A member of the Eagles' Super Bowl LVII roster in 2022

### 2022 SEASON - EAGLES

- ▶ Played in 354 offensive snaps across 17 games, including three starts (one at LT, two at RT) ... Contributed to an OL that helped the team set franchise records in points (477), rushing TDs (32, T-3rd in NFL history), third-down conversions (45.9%) and red zone TD efficiency (67.8%)

### COLLEGE HIGHLIGHTS

- ▶ Saw action in 46 career games between Auburn (2018-19) and Massachusetts (2015-17) ... Started each of his last 45 contests
- ▶ Started all 13 games in 2019 and was named to the preseason All-SEC second-team by *Pro Football Focus* ... Also selected to the Reese's Senior Bowl watch list and was nominated for the William V. Campbell Trophy, which annually recognizes the top football scholar-athlete in the nation for his combined academic success, football performance and leadership ... Named to the SEC academic honor roll for the second consecutive season after transferring from Massachusetts in 2018
- ▶ In 2017, received *Phil Steele* All-Independent first-team and All-ECAC second-team honors after starting all 12 games at Massachusetts ... Part of an offense that averaged 30.6 points and 432.8 yards per game ... Spent time at LG and LT over nine games (eight starts) in 2016

### TRANSACTIONS

- ▶ **2020** - Drafted by PHI in 4th round (145th overall) ... **12/18/20** - Placed on Reserve/Injured ... **9/2/21** - Placed on Reserve/Injured ... **10/2/21** - Activated from Reserve/Injured ... **11/30/21** - Placed on Reserve/Injured



# TERRELL EDMUNDS

**SAFETY** | 26



**Height:** 6-1 **Weight:** 217 **DOB:** Aug. 20, 1997 (Age 26)  
**NFL Experience:** 6th Year (1st with Eagles) **Draft:** D1-18 (28th overall) by PIT **Acquired:** FA-Pit-23  
**College:** Virginia Tech **Hometown (HS):** Ringgold, VA (Dan River)

## CAREER STATISTICS

Year	Team	GP/S	TACKLES				PASS RUSH			INTERCEPTIONS					FUMBLES		DEF SNAPS	
			Total	Solo	Asst	TFL	Sacks	QBH	QBP	Int	Yds	Lg	TD	PD	FF	FR	No	Pct
2018	Pittsburgh	16/15	73	52	21	1	1.0	3	4	1	35	35	0	4	0	1	966	93%
2019	Pittsburgh	16/16	105	71	34	2	0.0	2	2	0	0	--	0	3	0	0	1,036	96%
2020	Pittsburgh	15/12	68	46	22	1	1.0	1	6	2	11	7	0	8	0	0	864	84%
2021	Pittsburgh	17/17	89	63	26	8	1.0	1	2	2	15	15	0	6	0	0	1,145	98%
2022	Pittsburgh	15/15	70	41	29	3	2.0	2	5	0	0	--	0	5	0	0	886	83%
<b>Totals</b>		<b>79/75</b>	<b>405</b>	<b>273</b>	<b>132</b>	<b>15</b>	<b>5.0</b>	<b>9</b>	<b>19</b>	<b>5</b>	<b>61</b>	<b>35</b>	<b>0</b>	<b>26</b>	<b>0</b>	<b>1</b>	<b>---</b>	<b>---</b>

## PLAYOFFS

2020	Pittsburgh	1/1	6	3	3	1	0.0	0	0	0	0	--	0	1	0	0	54	81%
2021	Pittsburgh	1/1	6	6	0	0	0.0	0	0	0	0	--	0	0	0	0	64	98%
<b>Totals</b>		<b>2/2</b>	<b>12</b>	<b>9</b>	<b>3</b>	<b>1</b>	<b>0.0</b>	<b>0</b>	<b>0</b>	<b>0</b>	<b>0</b>	<b>--</b>	<b>0</b>	<b>1</b>	<b>0</b>	<b>0</b>	<b>---</b>	<b>---</b>

## ADDITIONAL STATISTICS

**Special Teams Tackles:** 5 - 2018 (5)

## CAREER HIGHS

<b>Tackles</b>	11	2x, last: 12/15/19 vs. Buf.
<b>Sacks</b>	1.0	5x, last: 1/8/23 vs. Cle.
<b>INTs</b>	2	11/22/20 at Jax.
<b>PDs</b>	3	1/9/22 at Bal.
<b>FFs</b>	--	---
<b>FRs</b>	1	9/30/18 vs. Bal.



## BIRDSEED

- ▶ Is one of three brothers to play in the NFL following collegiate careers at Virginia Tech ... His older brother, Trey, was a RB with New Orleans (2017) and Pittsburgh (2018-22), with Terrell being his teammate with the Steelers for five years ... Terrell and his younger brother, Tremaine, who is currently a LB for the Bears, became the first pair of brothers ever selected in the 1st round of the same NFL Draft in 2018 ... Their father, Ferrell, was a Pro Bowl TE with the Dolphins (1989, '90)
- ▶ Penned a children's book with his two brothers entitled *My Brother's Keeper - What This Means To Me* ... Offers positive motivation to children while shedding light on treating people with respect
- ▶ Studied multimedia journalism at Virginia Tech

## CAREER HIGHLIGHTS

- ▶ Spent the first five seasons of his NFL career with Pittsburgh (2018-22) ... In 79 games (75 starts) with the Steelers, amassed 405 tackles (273 solo), 26 PDs, 15 TFLs, 5.0 sacks, 5 INTs and 1 FR ... Also registered 12 tackles (9 solo) and 1 PD in two postseason appearances

## 2022 SEASON - STEELERS

- ▶ Totaled 70 tackles (41 solo), 5 PDs, 3 TFLs and 2.0 sacks in 15 games (all starts) ... Saw action in 886 defensive snaps

## COLLEGE HIGHLIGHTS

- ▶ Played collegiately at Virginia Tech, where he totaled 196 tackles, 14 PDs and 6 INTs in 37 games (31 starts) ... Earned All-ACC recognition after registering 59 tackles, 3 PDs, 2 INTs and 1.5 sacks in 2017

## TRANSACTIONS

- ▶ **2018** - Drafted by PIT in 1st round (28th overall) ... **4/22/23** - Agreed to terms with PIT on 1-year contract ... **3/24/23** - Agreed to terms with PHI to 1-year contract



2022 GAME-BY-GAME STATISTICS (PIT)

Date	Opp	GP/S	Tot	Solo	Sk	Int	PD	FF	FR	Snaps	Pct
Sep 11	at Cin	W	1/1	6	5	0.0	0	0	0	100	100%
Sep 18	NE	L	1/1	4	3	0.0	0	1	0	68	100%
Sep 22	at Cle	L	1/1	2	1	0.0	0	0	0	68	94%
Oct 2	NYJ	L	1/1	1	0	0.0	0	0	0	27	39%
Oct 9	at Buf	L	0/0	INACTIVE							
Oct 16	TB	W	1/1	10	6	0.0	0	0	0	72	100%
Oct 23	at Mia	L	1/1	5	2	0.0	0	2	0	62	100%
Oct 30	at Phi	L	1/1	4	2	0.0	0	0	0	56	98%
Nov 13	NO	W	1/1	2	0	0.0	0	0	0	47	100%
Nov 20	Cin	L	1/1	2	2	0.0	0	0	0	65	99%
Nov 28	at Ind	W	1/1	6	4	1.0	0	0	0	56	88%
Dec 4	at Atl	W	1/1	4	2	0.0	0	0	0	50	93%
Dec 11	Bal	L	1/1	9	3	0.0	0	0	0	61	100%
Dec 18	at Car	W	1/1	4	4	0.0	0	0	0	44	96%
Dec 24	LV	W	0/0	INACTIVE							
Jan 1	at Bal	W	1/1	6	4	0.0	0	1	0	50	96%
Jan 8	Cle	W	1/1	5	3	1.0	0	1	0	60	94%
<b>Totals</b>			<b>15/15</b>	<b>70</b>	<b>41</b>	<b>29</b>	<b>0</b>	<b>5</b>	<b>0</b>	<b>886</b>	<b>83%</b>

**Prized possessions:** "In my house, my shoe collection (owns 200-300 pairs of shoes). In my locker, my cologne collection." ... **Moment left starstruck:** "Oh man, in L.A., we were out to eat at Catch Steak. ... Sitting directly behind me, Leonardo DiCaprio was sitting right there. I was just like *dang*, and I didn't want to ask for a picture or nothing." ... **If he could play another sport, what position:** "Basketball, first-team all-state in high school, felt I'm a good point guard. I feel like I could get at least 8-10 points in an NBA game." ... **'Welcome to the NFL' moment:** "Taxes. I saw what I was supposed to get and then I saw my check." ... **Karaoke song of choice:** "Just a Friend" by Mario ... "That's the old school, back on the phone days. You hit a little note or two while you're laying down." ... **What actor would play him in a movie:** Dwayne 'The Rock' Johnson or Denzel Washington ... **Favorite quote:** "Never get tired of doing the same thing right over and over."







# JAKE ELLIOTT

KICKER | 4



**Height:** 5-9 **Weight:** 167 **DOB:** Jan. 21, 1995 (Age 28)  
**NFL Experience:** 7th Year (7th with Eagles) **Draft:** D5a-17 (153rd overall) by CIN **Acquired:** PS-Cin-17  
**College:** Memphis **Hometown (HS):** La Grange, IL (Lyons Township)

**SUPER BOWL CHAMPION:** 2017 (LII) **PRO BOWL:** 2022

### CAREER STATISTICS

Year	Team	GP	FG-FGA	Pct	0-19	20-29	30-39	40-49	50+	Lg	XP-XPA	Pct	Pts	KO	TB
2017	Philadelphia	15	26-31	83.9	0-0	5-5	4-7	12-13	5-6	61	39-42	92.9	117	83	42
2018	Philadelphia	16	26-31	83.9	0-0	7-7	10-11	7-8	2-5	56	33-35	94.3	111	81	57
2019	Philadelphia	16	22-26	84.6	0-0	7-7	8-8	5-7	2-4	53	35-37	94.6	101	79	52
2020	Philadelphia	16	14-19	73.7	0-0	1-3	6-6	5-5	2-5	54	24-26	92.3	66	70	46
2021	Philadelphia	17	30-33	90.9	0-0	7-7	10-10	10-13	3-3	58	44-44	100.0	134	94	61
2022	Philadelphia	16	20-23	87.0	0-0	6-6	8-9	1-2	5-6	56	51-53	96.2	111	91	63
<b>Totals</b>		<b>96</b>	<b>138-163</b>	<b>84.7</b>	<b>0-0</b>	<b>33-35</b>	<b>46-51</b>	<b>40-48</b>	<b>19-29</b>	<b>61</b>	<b>226-237</b>	<b>95.4</b>	<b>640</b>	<b>498</b>	<b>321</b>

### PLAYOFFS

2017	Philadelphia	3	7-7	100.0	0-0	2-2	2-2	2-2	1-1	53	7-9	77.8	28	19	13
2018	Philadelphia	2	1-1	100.0	0-0	0-0	0-0	1-1	0-0	43	3-3	100.0	6	7	2
2019	Philadelphia	1	3-3	100.0	0-0	1-1	1-1	1-1	0-0	46	0-0	---	9	4	1
2021	Philadelphia	1	0-0	---	0-0	0-0	0-0	0-0	0-0	--	1-1	100.0	1	2	1
2022	Philadelphia	3	4-4	100.0	0-0	0-0	4-4	0-0	0-0	35	12-12	100.0	24	19	11
<b>Totals</b>		<b>10</b>	<b>15-15</b>	<b>100.0</b>	<b>0-0</b>	<b>3-3</b>	<b>7-7</b>	<b>4-4</b>	<b>1-1</b>	<b>53</b>	<b>23-25</b>	<b>92.0</b>	<b>68</b>	<b>51</b>	<b>28</b>

### ADDITIONAL STATISTICS

**Successful Onside Kicks:** 1 - 2017 (1) **Punting:** 3-112 - 2020 (2-77), 2022 - (1-35) **Pass Attempts:** 1 - 2019 (1)

### CAREER HIGHS

<b>Points</b>	16	2x, last: 1/8/23 vs. NYG
<b>FGs</b>	5	1/8/23 vs. NYG
<b>FG Attempts</b>	5	1/8/23 vs. NYG
<b>Longest FG</b>	61	9/24/17 vs. NYG
<b>Longest Attempt</b>	61	9/24/17 vs. NYG
<b>PATs</b>	6	2x, last: 12/11/22 at NYG

**Hobbies:** Golf ... **First job:** Tennis instructor ... **If he could play another sport:** Shortstop, Chicago Cubs ... **Player he models his game after:** Stephen Gostkowski ... **Favorite meal:** Deep dish pizza ... **Favorite quote:** "Success isn't owned. It's rented, and rent is due every day."



### BIRDSEED

- ▶ Has supported Street Tails Animal Rescue (STAR) through the NFL's *My Cause My Cleats* initiative ... The organization, where Elliott adopted his dog, Willy, is dedicated to helping the homeless, unwanted and abandoned dogs in the Philadelphia area find their forever homes ... Also supported Everytown for Gun Safety, which builds awareness and teaches people about the issues of gun violence in America
- ▶ Grew up playing multiple sports and had interest from colleges to play tennis ... Credits tennis with helping his mental toughness for kicking
- ▶ Is a very skilled golfer who qualified for The Philadelphia Open Championship during the summer of 2022 ... The local pro-am tournament is held annually at the Philadelphia Cricket Club-Wissahickon
- ▶ Originally joined the football team at Lyons Township (IL) High School when the head coach pulled him aside after winning a student kicking competition at the school's pep rally

### CAREER HIGHLIGHTS

- ▶ A member of the Eagles' Super Bowl LVII roster in 2022
- ▶ Named to his first career **Pro Bowl** appearance following the 2021 season after producing a franchise-record 90.9% FG percentage
- ▶ Recorded the longest FGs (43 and 46 yards) by a rookie in Super Bowl history during the 41-33 win over New England in **Super Bowl LII**
- ▶ Connected on the longest postseason FG (53 yards) in Eagles history during the 2017 NFC Divisional Playoff victory vs. Atlanta (1/13/18)
- ▶ Kicked a game-winning, 61-yard FG (franchise record and NFL rookie record) as time expired in the 27-24 win vs. N.Y. Giants on 9/24/17



2022 GAME-BY-GAME STATISTICS (PHI)

Date	Opp	FG-FGA	Pct	0-19	20-29	30-39	40-49	50+	Lg	XP-XPA	Pct	Pts	Kick by Kick	
Sep 11	at Det	W	1-1	100.0	0-0	1-1	0-0	0-0	23	5-5	100.0	8	(23)	
Sep 19	Min	W	1-2	50.0	0-0	0-0	1-1	0-1	38	3-3	100.0	6	(38), 41B	
Sep 25	at Was	W	1-1	100.0	0-0	0-0	1-1	0-0	32	3-3	100.0	6	(32)	
Oct 2	Jax	W	1-1	100.0	0-0	1-1	0-0	0-0	28	2-3	66.7	5	(28)	
Oct 9	at Ari	W	INACTIVE											
Oct 16	Dal	W	2-2	100.0	0-0	0-0	1-1	0-0	1-1	51	2-2	100.0	8	(51), (34)
Oct 30	Pit	W	0-0	---	0-0	0-0	0-0	0-0	---	5-5	100.0	5	---	
Nov 3	at Hou	W	0-1	0.0	0-0	0-0	0-0	0-1	---	3-3	100.0	3	54WR	
Nov 14	Was	L	0-0	---	0-0	0-0	0-0	0-0	---	3-3	100.0	3	---	
Nov 20	at Ind	W	1-1	100.0	0-0	1-1	0-0	0-0	22	2-2	100.0	5	(22)	
Nov 27	GB	W	2-2	100.0	0-0	0-0	1-1	0-0	1-1	4-5	80.0	10	(31), (54)	
Dec 4	Ten	W	0-0	---	0-0	0-0	0-0	0-0	---	5-5	100.0	5	---	
Dec 11	at NYG	W	2-2	100.0	0-0	1-1	1-1	0-0	0-0	6-6	100.0	12	(29), (39)	
Dec 18	at Chi	W	1-2	50.0	0-0	0-0	1-2	0-0	0-0	2-2	100.0	5	(32), 38RU	
Dec 24	at Dal	L	2-2	100.0	0-0	1-1	0-0	1-1	0-0	4-4	100.0	10	(25), (47)	
Jan 1	NO	L	1-1	100.0	0-0	0-0	0-0	0-0	1-1	1-1	100.0	4	(56)	
Jan 8	NYG	W	5-5	100.0	0-0	1-1	2-2	0-0	2-2	1-1	100.0	16	(32), (52), (39), (54), (22)	
<b>Totals</b>			<b>20-23</b>	<b>87.0</b>	<b>0-0</b>	<b>6-6</b>	<b>8-9</b>	<b>1-2</b>	<b>5-6</b>	<b>56</b>	<b>51-53</b>	<b>96.2</b>	<b>111</b>	<b>---</b>

PLAYOFFS

Jan 21	NYG	W	1-1	100.0	0-0	0-0	1-1	0-0	0-0	30	5-5	100.0	8	(30)
Jan 29	SF	W	1-1	100.0	0-0	0-0	1-1	0-0	0-0	31	4-4	100.0	7	(31)
Feb 12	vs. KC	L	2-2	100.0	0-0	0-0	2-2	0-0	0-0	35	3-3	100.0	9	(35)
<b>Totals</b>			<b>4-4</b>	<b>100.0</b>	<b>0-0</b>	<b>0-0</b>	<b>4-4</b>	<b>0-0</b>	<b>0-0</b>	<b>35</b>	<b>12-12</b>	<b>100.0</b>	<b>24</b>	<b>---</b>

LONGEST FIELD GOALS

Date	Opponent	Yds
9/24/17	vs. New York Giants (W, 27-24)	61
10/10/21	at Carolina Panthers (W, 21-18)	58
1/1/23	vs. New Orleans Saints (L, 10-20)	56
11/11/18	vs. Dallas Cowboys (L, 20-27)	56
1/8/23	vs. New York Giants (W, 22-16)	54
11/27/22	vs. Green Bay Packers (W, 40-33)	54
9/27/20	vs. Cincinnati Bengals (T, 23-23)	54
10/13/19	at Minnesota Vikings (L, 20-38)	53
1/13/18	vs. Atlanta Falcons (Div.) (W, 15-10)	53
10/1/17	at Los Angeles Chargers (W, 26-24)	53



NOTES TO KNOW

- ▶ His 640 career points are the 3rd-most in team history, behind **David Akers** (1,323, 1999-2010) and **Bobby Walston** (881, 1951-62) ... Is the fastest player in Eagles history to reach 500 points (77 games)
- ▶ Owns the 2nd-most career FGs (138) in franchise history, trailing only **David Akers** (294, 1999-2010) ... Holds the most 50+ yard FGs (20) ever recorded by an Eagle (including playoffs)

2022 SEASON - EAGLES

- ▶ Made 20-of-23 FGs (87.0%), including 5-of-6 FGs (83.3%) from 50+ yards ... Tied a franchise-record for most 50+ yard FGs (5) in a single season ... Converted on 51-of-53 PATs (96.2%) ... His 51 PATs led the NFL and rank 2nd overall in Eagles history, trailing **Cody Parker** in 2014 (54)
- ▶ Converted 5-of-5 FGs from 32, 52, 39, 54 and 22 yards and finished with a career-high-tying 16 points in the 22-16 win vs. N.Y. Giants (1/8/23) ... Became the second player in team history to make two 50+ yard FGs in a game, joining **Paul McFadden** on 11/4/84 at Det.

COLLEGE HIGHLIGHTS

- ▶ A four-time Lou Groza Award semifinalist (top collegiate placekicker), including a finalist in 2015 ... Totaled a school-best 445 career points, topping **Stephen Gostkowski** (369) and **DeAngelo Williams** (362)
- ▶ During his four seasons at Memphis, ranked 2nd among NCAA kickers in points (445), behind **Zane Gonzalez** (492) ... Holds the school record for longest FG (56 yards) and kicked 4 of the 5 longest FGs in program history from 56, 54, 53 and 53 yards

TRANSACTIONS

- ▶ **2017** - Drafted by CIN in 5th round (153rd overall) ... **9/2/17** - Waived by CIN ... **9/3/17** - Signed by CIN to practice squad ... **9/12/17** - Signed by PHI from CIN practice squad ... **2/22/19** - Signed by PHI to 1-year contract ... **11/27/19** - Signed by PHI to 5-year contract extension



# CHRISTIAN ELLISS

LINEBACKER | 53



**Height:** 6-3 **Weight:** 231 **DOB:** Jan. 2, 1999 (Age 24)

**NFL Experience:** 2nd Year (2nd with Eagles) **Draft:** UDFA-21 by MIN **Acquired:** FA-21

**College:** Idaho **Hometown (HS):** Highlands Ranch, CO (Valor Christian)

## CAREER STATISTICS

Year	Team	GP/S	TACKLES				PASS RUSH			INTERCEPTIONS					FUMBLES		DEF SNAPS	
			Total	Solo	Asst	TFL	Sacks	QBH	QBP	Int	Yds	Lg	TD	PD	FF	FR	No	Pct
2021	Philadelphia	1/0	3	2	1	0	0.0	0	0	0	0	--	0	0	0	0	7	1%
2022	Philadelphia	6/0	7	5	2	0	0.0	0	0	0	0	--	0	0	0	0	22	2%
<b>Totals</b>		<b>7/0</b>	<b>10</b>	<b>7</b>	<b>3</b>	<b>0</b>	<b>0.0</b>	<b>0</b>	<b>0</b>	<b>0</b>	<b>0</b>	<b>--</b>	<b>0</b>	<b>0</b>	<b>0</b>	<b>0</b>	<b>---</b>	<b>---</b>

## PLAYOFFS

2022	Philadelphia	3/0	0	0	0	0	0.0	0	0	0	0	--	0	0	0	0	9	6%
<b>Totals</b>		<b>3/0</b>	<b>0</b>	<b>0</b>	<b>0</b>	<b>0</b>	<b>0.0</b>	<b>0</b>	<b>0</b>	<b>0</b>	<b>0</b>	<b>--</b>	<b>0</b>	<b>0</b>	<b>0</b>	<b>0</b>	<b>---</b>	<b>---</b>

## ADDITIONAL STATISTICS

**Special Teams Tackles:** 4 - 2022 (4) **Postseason Special Teams Tackles:** 1 - 2022 (1)

## CAREER HIGHS

<b>Tackles</b>	4	12/11/22 at NYG
<b>Sacks</b>	--	---
<b>INTs</b>	--	---
<b>PDs</b>	--	---
<b>FFs</b>	--	---
<b>FRs</b>	--	---

**Nickname:** Family members call him Buddha ... **Hobbies:** Video games, hunting, fishing, four-wheeling, and snowmobiling ... **Bucket list:** Minister around the world and travel to Europe ... **Desired talent:** Piano ... **Surprisingly good at:** Can play the ukulele ... **Favorite player growing up:** Troy Polamalu ... **Favorite movies:** All Disney movies ... **Favorite food:** Polynesian food ... **Favorite quote:** John 3:16-21



## BIRDSEED

- ▶ Is the third oldest of 12 children ... His brothers, Kaden and Noah, also played at Idaho and are now in the NFL ... Kaden, a LB, was selected by the Saints in the 7th round of the 2019 NFL Draft ... Noah, a DT, was signed by the Eagles as a UDFA during the 2022 offseason
- ▶ His father, Luther, was a 1st-round draft pick by Detroit in 1995 and a two-time Pro Bowl DL who spent nine years in the NFL with the Lions and Broncos ... Also later worked as a team chaplain with Denver
- ▶ Has been a high school star in two states, attending Judge Memorial Catholic (Salt Lake City, UT) and Valor Christian (Highlands Ranch, CO) High Schools ... Named South Metro Co-Defensive Player of the Year as a senior, doubling on offense with 12 receptions for 337 yards and 30 carries for 226 yards ... Also caught a 61-yard TD and logged an INT in the state title game ... Selected to play in the 2017 Polynesian Bowl ... Moved to Colorado when his father re-joined the Broncos

## CAREER HIGHLIGHTS

- ▶ A member of the Eagles' Super Bowl LVII roster in 2022

## 2022 SEASON - EAGLES

- ▶ Saw action in six contests after being signed to the active roster from the practice squad in Week 13 ... Made 4 special teams tackles in 106 special teams snaps ... Also logged 7 tackles (5 solo) on defense

## COLLEGE HIGHLIGHTS

- ▶ Finished his Idaho career with 266 tackles (136 solo), 21 TFLs, 8 PDs, 4.5 sacks, 2 INTs, 2 FFs and 1 FR ... Voted first-team All-Big Sky as a junior and senior, leading the Vandals with 104 tackles, 12.5 TFLs and 4.5 sacks in 2019 ... Also named third-team All-Big Sky in 2018





2022 GAME-BY-GAME STATISTICS (PHI)												
Date	Opp	GP/S	Tot	Solo	Sk	Int	PD	FF	FR	Snaps	Pct	
Sep 11	at Det	W	---	EAGLES PRACTICE SQUAD								
Sep 19	Min	W	---	EAGLES PRACTICE SQUAD								
Sep 25	at Was	W	---	EAGLES PRACTICE SQUAD								
Oct 2	Jax	W	---	EAGLES PRACTICE SQUAD								
Oct 9	at Ari	W	---	EAGLES PRACTICE SQUAD								
Oct 16	Dal	W	---	EAGLES PRACTICE SQUAD								
Oct 30	Pit	W	---	EAGLES PRACTICE SQUAD								
Nov 3	at Hou	W	---	EAGLES PRACTICE SQUAD								
Nov 14	Was	L	---	EAGLES PRACTICE SQUAD								
Nov 20	at Ind	W	---	EAGLES PRACTICE SQUAD								
Nov 27	GB	W	---	EAGLES PRACTICE SQUAD								
Dec 4	Ten	W	1/0	3	3	0.0	0	0	0	0	10	18%
Dec 11	at NYG	W	1/0	4	2	0.0	0	0	0	0	12	19%
Dec 18	at Chi	W	1/0	0	0	0.0	0	0	0	0	0	0%
Dec 24	at Dal	L	1/0	0	0	0.0	0	0	0	0	0	0%
Jan 1	NO	L	1/0	0	0	0.0	0	0	0	0	0	0%
Jan 8	NYG	W	1/0	0	0	0.0	0	0	0	0	0	0%
<b>Totals</b>			<b>6/0</b>	<b>7</b>	<b>5</b>	<b>0.0</b>	<b>0</b>	<b>0</b>	<b>0</b>	<b>0</b>	<b>22</b>	<b>2%</b>
PLAYOFFS												
Jan 21	NYG	W	1/0	0	0	0.0	0	0	0	0	5	10%
Jan 29	SF	W	1/0	0	0	0.0	0	0	0	0	4	9%
Feb 12	vs. KC	L	1/0	0	0	0.0	0	0	0	0	0	0%
<b>Totals</b>			<b>3/0</b>	<b>0</b>	<b>0</b>	<b>0.0</b>	<b>0</b>	<b>0</b>	<b>0</b>	<b>0</b>	<b>9</b>	<b>6%</b>



**TRANSACTIONS**

► **2021** - Signed by MIN as UDFA ... **8/23/21** - Waived by MIN ... **9/9/21** - Signed by PHI to practice squad ... **10/6/21** - Released by PHI from practice squad ... **10/11/21** - Signed by PHI to practice squad ... **10/18/21** - Released by PHI from practice squad ... **10/29/21** - Signed by SF to practice squad ... **11/5/21** - Released by SF to practice squad ... **11/24/21** - Signed by PHI to practice squad ... **1/8/22** - Elevated by PHI from practice squad as COVID-19 replacement for Week 18 vs. Dallas ... **1/18/22** - Signed by PHI to reserve/future contract ... **8/30/22** - Waived by PHI ... **8/31/22** - Signed by PHI to practice squad ... **12/3/22** - Elevated by PHI from practice squad for Week 13 vs. Tennessee ... **12/10/22** - Elevated by PHI from practice squad for Week 14 at N.Y. Giants ... **12/17/22** - Elevated by PHI from practice squad for Week 15 at Chicago ... **12/23/22** - Signed by PHI to active roster from practice squad



# NOAH ELLISS

## DEFENSIVE TACKLE | 61



**Height:** 6-4 **Weight:** 346 **DOB:** March 31, 1999 (Age 24)  
**NFL Experience:** 2nd Year (2nd with Eagles) **Draft:** UDFA-22 by PHI  
**College:** Idaho **Hometown (HS):** Highlands Ranch, CO (Valor Christian)



### BIRDSEED

- ▶ Is one of 12 children ... His older brothers, Kaden and Noah, are also in the NFL ... Kaden, a LB, was selected by the Saints in the 7th round of the 2019 NFL Draft ... Christian, a LB, was signed by the Vikings as a UDFA in 2021 and is currently a member of the Eagles
- ▶ His father, Luther, was a 1st-round draft pick by Detroit in 1995 and a two-time Pro Bowl DL who spent nine years in the NFL with the Lions and Broncos ... Also later worked as a team chaplain with Denver

### 2022 SEASON - EAGLES


- ▶ Spent the entirety of the season on Reserve/Non-Football Injury after joining the team as an undrafted rookie during the spring

### COLLEGE HIGHLIGHTS

- ▶ Saw action in 21 games (15 starts) over three seasons at Idaho (2019-21), posting 75 tackles (30 solo), 8.5 TFLs, 3 PDs, 2.0 sacks and 1 FR
- ▶ Named All-Big Sky honorable mention after recording 46 tackles (22 solo), 6.5 TFLs, 3 PDs, 1.0 sack and 1 FR in 2021 ... Totaled 18 tackles with 1.5 TFLs and 1.0 sack during the 2020 campaign, which was held in the spring of 2021 due to the COVID-19 pandemic

### TRANSACTIONS

- ▶ **2022** - Signed by PHI as a UDFA ... **7/26/22** - Waived non-football injury by PHI ... **7/27/22** - Placed on Reserve/Non-Football Injury



# JUSTIN EVANS

SAFETY | 30



Height: 6-0 Weight: 199 DOB: Aug. 26, 1995 (Age 27)

NFL Experience: 6th Year (1st with Eagles) Draft: D2-17 (50th overall) by TB Acquired: FA-NO-23

College: Texas A&M Hometown (HS): Wiggins, MS (Stone)

## CAREER STATISTICS

Year	Team	GP/S	TACKLES				PASS RUSH			INTERCEPTIONS					FUMBLES		DEF SNAPS	
			Total	Solo	Asst	TFL	Sacks	QBH	QBP	Int	Yds	Lg	TD	PD	FF	FR	No	Pct
2017	Tampa Bay	14/11	65	49	16	2	0.0	0	0	3	28	15	0	6	0	0	716	68%
2018	Tampa Bay	10/10	59	43	16	1	0.0	0	0	1	0	0	0	2	0	1	605	58%
2022	New Orleans	15/4	26	15	11	2	0.0	0	0	0	0	--	0	2	1	0	392	35%
<b>Totals</b>		<b>39/25</b>	<b>150</b>	<b>107</b>	<b>43</b>	<b>5</b>	<b>0.0</b>	<b>0</b>	<b>0</b>	<b>4</b>	<b>28</b>	<b>15</b>	<b>0</b>	<b>10</b>	<b>1</b>	<b>1</b>	<b>---</b>	<b>---</b>

## ADDITIONAL STATISTICS

Fumble Recovery TDs: 1 - 2018 (1) Special Teams Tackles: 4 - 2017 (1), 2022 (3)

## CAREER HIGHS

Tackles	9	2x, last: 11/11/18 vs. Was.
Sacks	--	---
INTs	1	4x, last: 9/24/18 vs. Pit.
PDs	2	10/5/17 vs. NE
FFs	1	12/18/22 vs. Atl.
FRs	1	9/9/18 at NO

## BIRDSEED

- ▶ Has previously supported Metropolitan Ministries through the league's *My Cause My Cleats* campaign ... Metropolitan Ministries cares for the homeless and those at risk of becoming homeless through services that alleviate suffering, promote dignity and instill self-sufficiency ... Had a young girl that he met through the program design his cleats
- ▶ During his time at Stone (MS) High School, played multiple positions, including QB, WR and DB ... Also was a standout baseball player

## CAREER HIGHLIGHTS

- ▶ Entered the NFL as a 2nd-round draft selection (50th overall) by the Buccaneers and spent his first four years with Tampa Bay, recording 125 tackles (93 solo), 8 PDs, 4 INTs and 1 FR in 24 games (21 starts) ... Spent the 2022 campaign with New Orleans, where he produced 26 tackles (15 solo), 2 PDs and 1 FF in 15 games (four starts)

## 2022 SEASON - SAINTS

- ▶ Produced 26 tackles (15 solo), 2 TFLs, 2 PDs and 1 FF in 15 games
- ▶ Logged 1 tackle, 1 FF and 1 PD in the 21-18 win vs. Atlanta (12/18/22) ... Stripped Falcons WR **Drake London** during the fourth quarter

## COLLEGE HIGHLIGHTS

- ▶ Appeared in 25 career games at Texas A&M and recorded 165 tackles, 16 PDs and 5 INTs ... Returned 17 kicks for 474 yards (27.9 avg.)
- ▶ Named second-team All-SEC and was voted a semifinalist for the Jim Thorpe Award (nation's best DB) following the 2016 campaign
- ▶ Began his career at Mississippi Gulf Coast Community College in Perkinston, MS ... Earned first-team all-conference honors ... Produced 86 tackles, 13 PDs and 6 INTs across two seasons

## TRANSACTIONS

- ▶ **2017** - Drafted by NO in 2nd round (50th overall) ... **12/20/17** - Placed on Reserve/Injured ... **12/18/18** - Placed on Reserve/Injured ... **9/10/19** Placed on Reserve/Injured ... **9/5/20** - Placed on Reserve/Physically Unable to Perform ... **12/23/20** - Activated from Reserve/Physically Unable to Perform ... **12/23/20** - Waived by TB ... **4/5/22** - Agreed to terms with NO on 1-year contract ... **3/21/23** - Agreed to terms with PHI on 1-year contract







2022 GAME-BY-GAME STATISTICS (NO)													
Date	Opp		GP/S	Tot	Solo	Sk	Int	PD	FF	FR	Snaps	Pct	
Sep 11	at Atl	W	1/1	2	1	0.0	0	1	0	0	51	68%	
Sep 18	TB	L	1/0	7	2	0.0	0	0	0	0	48	72%	
Sep 25	at Car	L	1/0	3	2	0.0	0	0	0	0	27	44%	
Oct 2	Min	L	1/0	0	0	0.0	0	0	0	0	32	44%	
Oct 9	Sea	W	1/1	4	3	0.0	0	0	0	0	52	100%	
Oct 16	Cin	L	1/0	2	0	0.0	0	0	0	0	6	11%	
Oct 20	at Ari	L	1/1	4	4	0.0	0	0	0	0	64	97%	
Oct 30	LV	W	1/0	0	0	0.0	0	0	0	0	19	33%	
Nov 7	Bal	L	1/0	0	0	0.0	0	0	0	0	0	0%	
Nov 13	at Pit	L	1/0	0	0	0.0	0	0	0	0	10	12%	
Nov 20	LAR	W	1/0	0	0	0.0	0	0	0	0	0	0%	
Nov 27	at SF	L	1/0	1	1	0.0	0	0	0	0	11	16%	
Dec 5	at TB	L	1/0	0	0	0.0	0	0	0	0	23	29%	
Dec 18	Atl	W	1/0	1	1	0.0	0	1	1	0	18	24%	
Dec 24	at Cle	W	1/1	2	1	0.0	0	0	0	0	31	44%	
Jan 1	at Phi	W	0/0	INACTIVE									
Jan 8	Car	L	0/0	INACTIVE									
<b>Totals</b>				<b>15/4</b>	<b>26</b>	<b>15</b>	<b>0.0</b>	<b>0</b>	<b>2</b>	<b>1</b>	<b>0</b>	<b>392</b>	<b>35%</b>





# KENNETH GAINWELL

RUNNING BACK | 14



**Height:** 5-9 **Weight:** 200 **DOB:** March 14, 1999 (Age 24)  
**NFL Experience:** 3rd Year (3rd with Eagles) **Draft:** D5-21 (150th overall) by PHI  
**College:** Memphis **Hometown (HS):** Yazoo City, MS (Yazoo County)

## CAREER STATISTICS

Year	Team	GP/S	RUSHING					RECEIVING					OFF SNAPS		
			Att	Yds	Avg	Lg	TD	Rec	Yds	Avg	Lg	TD	TYS	No	Pct
2021	Philadelphia	16/1	68	291	4.3	18t	5	33	253	7.7	19	1	544	298	27%
2022	Philadelphia	17/0	53	240	4.5	13	4	23	169	7.3	20	0	409	331	28%
<b>Totals</b>		<b>33/1</b>	<b>121</b>	<b>531</b>	<b>4.4</b>	<b>18t</b>	<b>9</b>	<b>56</b>	<b>422</b>	<b>7.5</b>	<b>20</b>	<b>1</b>	<b>953</b>	---	---

## PLAYOFFS

2021	Philadelphia	1/0	1	6	6.0	6	0	5	49	9.8	20	1	55	25	38%
2022	Philadelphia	3/0	33	181	5.5	35t	1	7	55	7.9	17	0	236	95	43%
<b>Totals</b>		<b>4/0</b>	<b>34</b>	<b>187</b>	<b>5.5</b>	<b>35t</b>	<b>1</b>	<b>12</b>	<b>104</b>	<b>8.7</b>	<b>20</b>	<b>1</b>	<b>291</b>	---	---

## ADDITIONAL STATISTICS

**Fumbles/Lost:** 2/1 - 2021 (2/1) **Kickoff Returns:** 8-137 - 2021 (8-137) **Postseason Kickoff Returns:** 3-57 - 2021 (3-57) **Postseason Fumble Recoveries:** 1 - 2021 (1)

## CAREER HIGHS

<b>Rush Attempts</b>	14	1/29/23 vs. SF (NFCC)
<b>Rushing Yards</b>	112	1/21/23 vs. NYG (Div.)
<b>Rushing Long</b>	35t	1/21/23 vs. NYG (Div.)
<b>Rushing TDs</b>	1	10x, last: 1/21/23 vs. NYG (Div.)
<b>Receptions</b>	6	10/3/21 vs. KC
<b>Receiving Yards</b>	58	10/3/21 vs. KC
<b>Receiving Long</b>	20	2x, last: 12/24/22 at Dal.
<b>Receiving TDs</b>	1	10/24/21 at LV
<b>Scrimmage Yards</b>	121	1/21/23 vs. NYG (Div.)
<b>Scrimmage TDs</b>	1	12x, last: 1/21/23 vs. NYG (Div.)



## BIRDSEED

- ▶ Is cousins with **Fletcher Cox** ... Grew up an Eagles fan
- ▶ His family was significantly impacted by the COVID-19 pandemic, with four relatives passing away due to the virus ... Resulted in his decision to opt out of his final collegiate season at Memphis in 2020
- ▶ Considers his older brother, Curtis, his biggest inspiration ... In 2013, Curtis suffered a ruptured blood vessel in his brain causing a hemorrhagic stroke, requiring four surgeries to save his life at 18 years old ... Though he needed to learn to walk and talk again, Curtis has done incredible with his recovery, deeply motivating Kenneth
- ▶ Has supported the Pediatric Stroke Program at the Children’s Hospital of Philadelphia through the NFL’s *My Cause My Cleats* campaign

## CAREER HIGHLIGHTS

- ▶ Led the Eagles in both rushing yards (181) and scrimmage yards (236) during the 2022 playoffs, which resulted in a Super Bowl LVII appearance ... Averaged 5.5 yards per carry with 1 TD on 33 attempts
- ▶ In 2021, tied for the most rushing TDs (5) in franchise rookie history, joining **Don Johnson** (1953) and **Steve Van Buren** (1944)

## 2022 SEASON - EAGLES

- ▶ Appeared in a career-high 331 offensive snaps in the regular season and combined for 409 scrimmage yards ... Rushed for 240 yards and 4 TDs on 53 carries (4.5 avg.) and caught 23 passes for 169 yards
- ▶ Totaled 181 rushing yards and 236 scrimmage yards in three playoff games, pacing the team in each category as the Eagles advanced to Super Bowl LVII ... Finished with a 5.5 rushing average and 1 TD
- ▶ Logged career highs in scrimmage yards (121) and rushing yards (112) with 1 TD in the NFC Divisional Playoff vs. N.Y. Giants (1/21/23) ... His 121 scrimmage yards marked the most by an Eagle in a playoff game since **Jeremy Maclin** on 1/9/10 at Dallas (146)



2022 GAME-BY-GAME STATISTICS (PHI)

Date	Opp	GP/S	RUSHING					RECEIVING					TYS	OFF SNAPS		
			Att	Yds	Avg	Lg	TD	Rec	Yds	Avg	Lg	TD		No	Pct	
Sep 11	at Det	W	1/0	5	20	4.0	7	1	2	12	6.0	8	0	32	23	30%
Sep 19	Min	W	1/0	2	7	3.5	4	0	1	11	11.0	11	0	18	19	26%
Sep 25	at Was	W	1/0	3	6	2.0	3	0	0	0	---	--	0	6	22	31%
Oct 2	Jax	W	1/0	5	19	3.8	10t	1	1	-2	-2.0	-2	0	17	22	27%
Oct 9	at Ari	W	1/0	3	20	6.7	11	0	0	0	---	--	0	20	16	22%
Oct 16	Dal	W	1/0	5	25	5.0	9	0	0	0	---	--	0	25	17	24%
Oct 30	Pit	W	1/0	1	3	3.0	3	0	1	8	8.0	8	0	11	14	25%
Nov 3	at Hou	W	1/0	4	22	5.5	8	1	3	16	5.3	8	0	38	18	28%
Nov 14	Was	L	1/0	1	7	7.0	7	0	1	5	5.0	5	0	12	16	32%
Nov 20	at Ind	W	1/0	1	0	0.0	0	0	0	0	---	--	0	0	11	16%
Nov 27	GB	W	1/0	8	39	4.9	10	1	1	7	7.0	7	0	46	27	34%
Dec 4	Ten	W	1/0	3	15	5.0	13	0	3	38	12.7	14	0	53	20	27%
Dec 11	at NYG	W	1/0	0	0	---	--	0	1	0	0.0	0	0	0	12	18%
Dec 18	at Chi	W	1/0	3	5	1.7	3	0	2	9	4.5	7	0	14	29	40%
Dec 24	at Dal	L	1/0	4	17	4.3	11	0	4	41	10.3	20	0	58	30	42%
Jan 1	NO	L	1/0	0	0	---	--	0	2	17	8.5	9	0	17	15	27%
Jan 8	NYG	W	1/0	5	35	7.0	11	0	1	7	7.0	7	0	42	20	27%
<b>Totals</b>			<b>17/0</b>	<b>53</b>	<b>240</b>	<b>4.5</b>	<b>13</b>	<b>4</b>	<b>23</b>	<b>169</b>	<b>7.3</b>	<b>20</b>	<b>0</b>	<b>409</b>	<b>331</b>	<b>28%</b>

PLAYOFFS																
Jan 21	NYG	W	1/0	12	112	9.3	35t	1	1	9	9.0	9	0	121	26	37%
Jan 29	SF	W	1/0	14	48	3.4	17	0	2	26	13.0	17	0	74	31	42%
Feb 12	vs. KC	L	1/0	7	21	3.0	9	0	4	20	5.0	9	0	41	38	51%
<b>Totals</b>			<b>3/0</b>	<b>33</b>	<b>181</b>	<b>5.5</b>	<b>35t</b>	<b>1</b>	<b>7</b>	<b>55</b>	<b>7.9</b>	<b>17</b>	<b>0</b>	<b>236</b>	<b>95</b>	<b>43%</b>



**Nicknames:** Kenny, Kenny G and Iceman ... **Hobbies:** Fishing ... **Favorite meal:** Meatlovers pizza ... **Favorite movie:** Spider-Man ... **Favorite TV show:** Sanford and Son, Good Times and Scooby-Doo

**COLLEGE HIGHLIGHTS**

- ▶ Played in 18 career games (14 starts) at Memphis and recorded 2,212 scrimmage yards (1,550 rushing, 662 receiving) with 17 TDs
- ▶ Led the Tigers to an AAC Championship behind an FBS-leading 2,069 all-purpose yards along with 1,459 rushing yards (12th nationally) as a redshirt freshman in 2019 ... Became just the third player in program history to register 2,000+ all-purpose yards in a season, joining **DeAngelo Williams** (2003-05) and **Darrell Henderson** (2018)

**TRANSACTIONS**

- ▶ **2021** - Drafted by PHI in 5th round (150th overall)





# MEKHI GARNER

CORNERBACK | 43



**Height:** 6-2 **Weight:** 212 **DOB:** Jan. 11, 2000 (Age 23)  
**NFL Experience:** Rookie (1st with Eagles) **Draft:** UDFA-23 by PHI  
**College:** LSU **Hometown (HS):** Mesquite, TX (Poteet)

## COLLEGE STATISTICS

Year	Team	GP/S	TACKLES				PASS RUSH			INTERCEPTIONS					FUMBLES		DEF SNAPS	
			Total	Solo	Asst	TFL	Sacks	QBH	QBP	Int	Yds	Lg	TD	PD	FF	FR	No	Pct
2019	Louisiana	2/0	4	3	1	0	0.0	--	--	0	0	--	0	0	0	0	---	---
2020	Louisiana	11/8	27	22	5	1	1.0	--	--	3	0	--	0	10	1	0	---	---
2021	Louisiana	13/12	31	21	10	2.5	0.5	--	--	0	0	--	0	8	1	0	---	---
2022	LSU	13/13	43	25	18	1.5	0.0	--	--	0	0	--	0	8	0	0	---	---
<b>Totals</b>		<b>39/33</b>	<b>105</b>	<b>71</b>	<b>34</b>	<b>5</b>	<b>1.5</b>	---	---	<b>3</b>	<b>0</b>	---	<b>0</b>	<b>26</b>	<b>2</b>	<b>0</b>	---	---



### BIRDSEED

- ▶ Majored in marine biology during his time in college

### COLLEGE HIGHLIGHTS

- ▶ Recorded 105 tackles (71 solo), 26 PDs, 5 TFLs, 2 FFs and 1.5 sacks in 39 career games between Louisiana (2019-21) and LSU (2022)
- ▶ Started all 13 games at LSU in 2022, totaling 43 tackles and 8 PDs
- ▶ Earned All-Sun Belt recognition as a sophomore at Louisiana in 2020, when he produced career highs in both PDs (10) and INTs (3)
- ▶ Originally began his collegiate career at Navarro College (Corsicana, TX) in 2018 ... Tallied 2 INTs in 10 games before transferring

### TRANSACTIONS

- ▶ **2023** - Signed by PHI as UDFA



# DALLAS GOEDERT

TIGHT END | 88

(pronounced GOD-ert)

Height: 6-5 Weight: 256 DOB: Jan. 3, 1995 (Age 28)

NFL Experience: 6th Year (6th with Eagles) Draft: D2-18 (49th overall) by PHI

College: South Dakota State Hometown (HS): Britton, SD (Britton-Hecla)



## CAREER STATISTICS

Year	Team	GP/S	RECEIVING					OFF SNAPS	
			Rec	Yds	Avg	Lg	TD	No	Pct
2018	Philadelphia	16/8	33	334	10.1	32t	4	525	48%
2019	Philadelphia	15/9	58	607	10.5	28t	5	781	66%
2020	Philadelphia	11/9	46	524	11.4	41	3	602	53%
2021	Philadelphia	15/14	56	830	14.8	45	4	781	70%
2022	Philadelphia	12/12	55	702	12.8	31	3	735	62%
<b>Totals</b>		<b>69/52</b>	<b>248</b>	<b>2,997</b>	<b>12.1</b>	<b>45</b>	<b>19</b>	---	---

## PLAYOFFS

Year	Team	GP/S	Rec	Yds	Avg	Lg	TD	No	Pct
2018	Philadelphia	2/0	2	20	10.0	10t	1	50	42%
2019	Philadelphia	1/1	7	73	10.4	17	0	67	97%
2021	Philadelphia	1/1	6	92	15.3	28	0	59	89%
2022	Philadelphia	3/3	16	141	8.8	23	1	203	93%
<b>Totals</b>		<b>7/5</b>	<b>31</b>	<b>326</b>	<b>10.5</b>	<b>28</b>	<b>2</b>	---	---

## ADDITIONAL STATISTICS

Fumbles/Lost: 4/3 - 2019 (2/2), 2021 (1/0), 2022 (1/1)

Kickoff Returns: 1-16 - 2019 (1-16) Special Teams Tackles: 5 - 2018 (3), 2019 (2)

Postseason Special Teams Tackles: 1 - 2018 (1) Fumble Recoveries: 2 - 2018 (1), 2021 (1)

## CAREER HIGHS

Receptions	9	12/22/19 vs. Dal.
Receiving Yards	135	12/21/21 vs. Was.
Receiving Long	45	12/21/21 vs. Was.
Receiving TDs	2	12/5/21 at NYJ

**First job:** Owned a lawn care company ... **Surprisingly good at:** Unicycling ... **Favorite athletes growing up:** Brett Favre and Aaron Rodgers ... **Favorite TV show:** *The Office* ... **Favorite music:** Country



## BIRDSEED

- ▶ Lived with **Avonte Maddox** during the first four years of his NFL career ... The inseparable duo is famously known for their “big brother, little brother” relationship, which has been captured in Wawa commercials as well as Amazon/NFL Films’ 2019 season of *All or Nothing*
- ▶ Represented the Wawa Foundation through the league’s *My Cause My Cleats* campaign in 2022 ... The non-profit organization is committed to building communities by providing care for those in need, leading hunger relief efforts and supporting military members
- ▶ Is a skilled unicyclist who used to ride in parades throughout neighborhoods around Britton, SD ... Considers learning how to ride a six-foot unicycle at 12 years old as the greatest feat of his unicycling career
- ▶ Played nine-man football lining up as a WR, RB and LB at Britton-Hecla (SD) High School due to the small population of his hometown

## CAREER HIGHLIGHTS

- ▶ Has been a part of four playoff teams during his first five seasons in Philadelphia ... A major contributor to the Eagles’ postseason run that resulted in an appearance in Super Bowl LVII in 2022 ... Led the team with 16 receptions for 141 yards and 1 TD during the 2022 playoffs

## NOTES TO KNOW

- ▶ Since taking over as the Eagles’ primary TE in 2021, ranks 4th among NFL TEs in receiving yards (1,532), behind **Travis Kelce** (2,463), **Mark Andrews** (2,208) and **George Kittle** (1,675) ... Also owns the 2nd-most yards per catch among TEs (13.8), trailing only **Kyle Pitts** (14.4)
- ▶ Has produced the 3rd-most YAC (806) among TEs since 2021, behind **Travis Kelce** (1,221) and **George Kittle** (832) ... Overall, leads the NFL at his position in YAC per reception (7.3) (min. 70 catches)

## 2022 SEASON - EAGLES

- ▶ Produced 702 yards and 3 TDs on 55 receptions (12.8 avg.) during the regular season ... Caught a team-high 16 passes for 141 yards and 1 TD during the playoffs as the Eagles advanced to Super Bowl LVII
- ▶ Led all league TEs in receiving average (12.8), catch rate (career-high 79.7%) and YAC per reception (career-high 7.6) while finishing 2nd in receiving yards per game (career-high 58.5), trailing only **Travis Kelce** (78.7) (min. 40 receptions) ... Despite missing five games due to injury during Weeks 11-15, still ranked 3rd among his position in YAC (420), 4th in receiving first downs (40) and 7th in receiving yards (702)
- ▶ Posted 8 catches for a season-high 100 yards and 1 TD in the win at Houston (11/3/22) ... Extended the Eagles’ lead to double-digits in the fourth quarter following a 4-yard TD pass from **Jalen Hurts**

## COLLEGE HIGHLIGHTS

- ▶ A two-time first-team FCS All-America selection (2016-17) and two-time FCS Walter Payton Award finalist (2016-17) at South Dakota State, where he finished with the 3rd-most catches (198), 4th-most receiving yards (2,988) and 5th-most receiving TDs (21) in school history ... Over his last two years with the Jackrabbits, led all FCS TEs in receptions (164) and receiving yards (2,404) while ranking 2nd in TDs (18)



2022 GAME-BY-GAME STATISTICS (PHI)										
Date	Opp		GP/S	Rec	Yds	Avg	Lg	TD	Snaps	Pct
Sep 11	at Det	W	1/1	3	60	20.0	27	0	71	92%
Sep 19	Min	W	1/1	5	82	16.4	24	0	61	84%
Sep 25	at Was	W	1/1	3	26	8.7	23t	1	45	64%
Oct 2	Jax	W	1/1	5	72	14.4	26	0	74	90%
Oct 9	at Ari	W	1/1	8	95	11.9	31	0	70	96%
Oct 16	Dal	W	1/1	2	22	11.0	14	0	70	99%
Oct 30	Pit	W	1/1	6	64	10.7	17	0	42	74%
Nov 3	at Hou	W	1/1	8	100	12.5	21	1	59	91%
Nov 14	Was	L	1/1	3	23	7.7	15	1	50	100%
Nov 20	at Ind	W	0/0	RESERVE/INJURED						
Nov 27	GB	W	0/0	RESERVE/INJURED						
Dec 4	Ten	W	0/0	RESERVE/INJURED						
Dec 11	at NYG	W	0/0	RESERVE/INJURED						
Dec 18	at Chi	W	0/0	RESERVE/INJURED						
Dec 24	at Dal	L	1/1	3	67	22.3	25	0	67	94%
Jan 1	NO	L	1/1	3	45	15.0	18	0	53	96%
Jan 8	NYG	W	1/1	6	46	7.7	14	0	73	100%
<b>Totals</b>			<b>12/12</b>	<b>55</b>	<b>702</b>	<b>12.8</b>	<b>31</b>	<b>3</b>	<b>735</b>	<b>62%</b>
PLAYOFFS										
Jan 21	NYG	W	1/1	5	58	11.6	23	1	67	96%
Jan 29	SF	W	1/1	5	23	4.6	7	0	65	88%
Feb 12	vs. KC	L	1/1	6	60	10.0	17	0	71	95%
<b>Totals</b>			<b>3/3</b>	<b>16</b>	<b>141</b>	<b>8.8</b>	<b>23</b>	<b>1</b>	<b>203</b>	<b>93%</b>

MOST RECEIVING YARDS		
Date	Opponent	Yds
12/21/21	vs. Washington (W, 27-17)	135
12/5/21	at New York Jets (W, 33-18)	105
9/13/20	at Washington (L, 17-27)	101
11/3/22	at Houston Texans (W, 29-17)	100



- ▶ As a senior in 2017, earned first-team All-MVFC honors after leading nationally-ranked South Dakota State with 72 receptions and 1,111 receiving yards ... Ranked 2nd on the team with 7 TDs
- ▶ Received all-conference honors as a junior in 2016 after setting a school single-season record with 92 catches ... His 1,293 yards were the 5th-most in Jackrabbits history (most by a TE)

**TRANSACTIONS**

- ▶ **2018** - Drafted by PHI in 2nd round (49th overall) ... **9/29/20** - Placed on Reserve/Injured ... **10/31/20** - Activated from Reserve/Injured ... **10/12/21** - Placed on Reserve/COVID-19 ... **10/21/21** - Activated from Reserve/COVID-19 ... **11/19/21** - Signed by PHI to 4-year contract extension ... **1/3/22** - Placed on Reserve/COVID-19 ... **1/10/22** - Activated from Reserve/COVID-19 ... **11/16/22** - Placed on Reserve/Injured ... **12/20/22** - Activated from Reserve/Injured





# JULIAN GOOD-JONES

GUARD | 77

**Height:** 6-5 **Weight:** 313 **DOB:** March 2, 1997 (Age 26)

**NFL Experience:** 1st (1st with Eagles) **Draft:** UDFA-20 by PHI **Acquired:** FA-23

**College:** Iowa State **Hometown (HS):** Cedar Rapids, IA (Washington)



## BIRDSEED

- ▶ Spent two seasons (2021-22) with the Calgary Stampeders of the Canadian Football League ... Saw action in 22 contests and helped guide Calgary to a conference semifinals appearance in 2021
- ▶ Prepped at Washington (IA) High School, where he was rated the fourth-best prospect in the state by *247Sports* ... Named first-team all-state honors his senior year ... Studied civil engineering at Iowa State

## CAREER HIGHLIGHTS

- ▶ Originally signed with Philadelphia as a UDFA in 2020

## COLLEGE HIGHLIGHTS

- ▶ Appeared in 49 games at Iowa State and made 49 consecutive starts, which is the longest streak in program history ... In 2019, earned first-team All-Big 12 honors by the *Associated Press* ... Blocked for an offense that set program records in total offense (444.3 yards per game), passing yards (4,047) and touchdowns (53)

## TRANSACTIONS

- ▶ **2020** - Signed by PHI as UDFA ... **9/3/20** - Waived by PHI ... **1/13/23** - Signed by PHI to future/reserve contract



# MARIO GOODRICH

CORNERBACK | 31



**Height:** 6-0 **Weight:** 186 **DOB:** Jan. 12, 2000 (Age 23)  
**NFL Experience:** 1st Year (1st with Eagles) **Draft:** UDFA-22 by PHI  
**College:** Clemson **Hometown (HS):** Lee's Summit, MO (Lee's Summit West)

### CAREER STATISTICS

Year	Team	GP/S	TACKLES				PASS RUSH			INTERCEPTIONS					FUMBLES		DEF SNAPS	
			Total	Solo	Asst	TFL	Sacks	QBH	QBP	Int	Yds	Lg	TD	PD	FF	FR	No	Pct
2022	Philadelphia	0/0	0	0	0	0	0.0	0	0	0	0	--	0	0	0	0	0	0%
<b>Totals</b>		<b>0/0</b>	<b>0</b>	<b>0</b>	<b>0</b>	<b>0</b>	<b>0.0</b>	<b>0</b>	<b>0</b>	<b>0</b>	<b>0</b>	<b>--</b>	<b>0</b>	<b>0</b>	<b>0</b>	<b>0</b>	<b>0</b>	<b>---</b>

### CAREER HIGHS

<b>Tackles</b>	--	---
<b>Sacks</b>	--	---
<b>INTs</b>	--	---
<b>PDs</b>	--	---
<b>FFs</b>	--	---
<b>FRs</b>	--	---

### BIRDSEED

- ▶ Played DB and WR at Lee's Summit West (MO) High School ... Rated as the No. 6 CB in the nation by *247Sports* ... Recorded 140 tackles, 24 PDs, 13 TFLs and 11 INTs while adding 38 catches for 641 yards, 26 kickoff returns for 721 yards, and 28 punt returns for 487 yards ... Combined for 22 TDs five different ways over his career

### CAREER HIGHLIGHTS

- ▶ Contributed to the Eagles' practice squad for the majority of the 2022 campaign, when Philadelphia appeared in Super Bowl LVII

### 2022 SEASON - EAGLES

- ▶ Elevated from the practice squad to the active roster for Week 10 vs. Washington (11/14/22) ... Did not see game action

### COLLEGE HIGHLIGHTS

- ▶ Concluded his four-year career at Clemson (2018-21) with 69 tackles (39 solo), 21 PDs, 5 INTs (1 TD), 1 FF and 1 FR in 47 career games (16 starts) ... Voted a team captain during his senior campaign
- ▶ Earned first-team All-ACC status and received third-team All-America accolades from *Pro Football Focus* as a senior in 2021 ... Teamed up with **Andrew Booth** to become the first single-school duo to sweep all-conference CB honors since 1997 ... Credited with 42 tackles (26 solo), 12 PDs, 2 INTs (1 TD) and 1 FF in 12 games (all starts) ... Named Cheez-It Bowl MVP after picking off a batted ball and returning it 18 yards for a TD as well as forcing a fumble on Iowa State's final play on offense to seal a game-winning turnover on downs
- ▶ Contributed to the Tigers' CFP National Championship-winning season in 2018, seeing action in 14 games as a freshman

### TRANSACTIONS

- ▶ **2022** - Signed by PHI as UDFA ... **8/30/22** - Waived by PHI ... **8/31/22** - Signed by PHI to practice squad ... **11/14/22** - Elevated by PHI from practice squad for Week 10 vs. Washington ... **2/16/23** - Signed by PHI to reserve/future contract



**First job:** Mowing lawns ... **Bucket list:** "I want to go to Dubai and ride four wheelers in the sand and all that." ... **Desired talent:** Golf ... **What he wanted to grow up to be when he was younger:** "I wanted to be a hooper or an actor." ... **Someone he'd like to meet:** Meagan Good ... **Favorite athletes:** LeBron James and Champ Bailey ... **Favorite movie:** *Taken* ... **Favorite TV show:** *Power* ... **Favorite music artists:** NBA YoungBoy and Lil Durk ... **Favorite food:** Shrimp fried rice



2022 GAME-BY-GAME STATISTICS (PHI)

Date	Opp	GP/S	Tot	Solo	Sk	Int	PD	FF	FR	Snaps	Pct
Sep 11	at Det	W	---	EAGLES PRACTICE SQUAD							
Sep 19	Min	W	---	EAGLES PRACTICE SQUAD							
Sep 25	at Was	W	---	EAGLES PRACTICE SQUAD							
Oct 2	Jax	W	---	EAGLES PRACTICE SQUAD							
Oct 9	at Ari	W	---	EAGLES PRACTICE SQUAD							
Oct 16	Dal	W	---	EAGLES PRACTICE SQUAD							
Oct 30	Pit	W	---	EAGLES PRACTICE SQUAD							
Nov 3	at Hou	W	---	EAGLES PRACTICE SQUAD							
Nov 14	Was	L	0/0	DID NOT PLAY							
Nov 20	at Ind	W	---	EAGLES PRACTICE SQUAD							
Nov 27	GB	W	---	EAGLES PRACTICE SQUAD							
Dec 4	Ten	W	---	EAGLES PRACTICE SQUAD							
Dec 11	at NYG	W	---	EAGLES PRACTICE SQUAD							
Dec 18	at Chi	W	---	EAGLES PRACTICE SQUAD							
Dec 24	at Dal	L	---	EAGLES PRACTICE SQUAD							
Jan 1	NO	L	---	EAGLES PRACTICE SQUAD							
Jan 8	NYG	W	---	EAGLES PRACTICE SQUAD							
<b>Totals</b>			<b>0/0</b>	<b>0</b>	<b>0</b>	<b>0.0</b>	<b>0</b>	<b>0</b>	<b>0</b>	<b>0</b>	<b>0%</b>
PLAYOFFS											
Jan 21	NYG	W	---	EAGLES PRACTICE SQUAD							
Jan 29	SF	W	---	EAGLES PRACTICE SQUAD							
Feb 12	vs. KC	L	---	EAGLES PRACTICE SQUAD							
<b>Totals</b>			<b>0/0</b>	<b>0</b>	<b>0</b>	<b>0.0</b>	<b>0</b>	<b>0</b>	<b>0</b>	<b>0</b>	<b>0%</b>







# BRANDON GRAHAM

DEFENSIVE END | 55



**Height:** 6-2 **Weight:** 265 **DOB:** April 3, 1988 (Age 35)  
**NFL Experience:** 14th Year (14th with Eagles) **Draft:** D1-10 (13th overall) by PHI  
**College:** Michigan **Hometown (HS):** Detroit, MI (Crockett Vocational Technical)

**SUPER BOWL CHAMPION:** 2017 (LII) **ALL-PRO:** 2016 **PRO BOWL:** 2021

## CAREER STATISTICS

Year	Team	GP/S	TACKLES				PASS RUSH			INTERCEPTIONS					FUMBLES		DEF SNAPS	
			Total	Solo	Asst	TFL	Sacks	QBH	QBP	Int	Yds	Lg	TD	PD	FF	FR	No	Pct
2010	Philadelphia	13/6	13	12	1	3	3.0	8	N/A	0	0	--	0	0	2	0	N/A	N/A
2011	Philadelphia	3/0	4	4	0	1	0.0	0	N/A	0	0	--	0	0	0	0	N/A	N/A
2012	Philadelphia	16/6	38	30	8	7	5.5	11	N/A	0	0	--	0	1	2	1	420	40%
2013	Philadelphia	16/0	15	11	4	4	3.0	5	N/A	0	0	--	0	0	1	0	323	27%
2014	Philadelphia	16/1	41	32	9	12	5.5	9	N/A	0	0	--	0	0	4	0	499	43%
2015	Philadelphia	16/10	51	39	12	11	6.5	10	N/A	0	0	--	0	1	3	0	858	71%
2016	Philadelphia	16/16	59	41	18	14	5.5	22	54	0	0	--	0	1	2	1	764	75%
2017	Philadelphia	15/15	47	33	14	15	9.5	14	47	0	0	--	0	2	2	1	666	65%
2018	Philadelphia	16/16	39	31	8	9	4.0	11	44	0	0	--	0	2	1	1	753	72%
2019	Philadelphia	16/16	50	35	15	15	8.5	17	53	0	0	--	0	0	1	2	791	76%
2020	Philadelphia	16/16	46	35	11	13	8.0	16	36	0	0	--	0	0	2	1	757	69%
2021	Philadelphia	2/2	2	2	0	1	0.0	1	3	0	0	--	0	0	0	0	51	5%
2022	Philadelphia	17/1	35	19	16	11	11.0	16	41	0	0	--	0	1	2	0	474	43%
<b>Totals</b>		<b>178/105</b>	<b>440</b>	<b>324</b>	<b>116</b>	<b>116</b>	<b>70.0</b>	<b>140</b>	<b>---</b>	<b>0</b>	<b>0</b>	<b>--</b>	<b>0</b>	<b>8</b>	<b>22</b>	<b>7</b>	<b>---</b>	<b>---</b>

## PLAYOFFS

2013	Philadelphia	1/0	2	1	1	1	1.0	2	N/A	0	0	--	0	0	0	0	22	31%
2017	Philadelphia	3/3	4	4	0	1	1.0	5	12	0	0	--	0	0	1	0	162	79%
2018	Philadelphia	2/2	5	3	2	0	1.5	1	9	0	0	--	0	0	1	0	123	87%
2019	Philadelphia	1/1	0	0	0	0	0.0	0	1	0	0	--	0	0	0	0	38	59%
2022	Philadelphia	3/0	3	3	0	1	1.0	1	5	0	0	--	0	0	0	0	50	33%
<b>Totals</b>		<b>10/6</b>	<b>14</b>	<b>11</b>	<b>3</b>	<b>3</b>	<b>4.5</b>	<b>9</b>	<b>---</b>	<b>0</b>	<b>0</b>	<b>--</b>	<b>0</b>	<b>0</b>	<b>2</b>	<b>0</b>	<b>---</b>	<b>---</b>

## ADDITIONAL STATISTICS

**Fumble Recovery TDs:** 1 - 2017 (1) **Special Teams Tackles:** 11 - 2013 (5), 2014 (6) **Postseason Special Teams Tackles:** 1 - 2013 (1) **Kickoff Returns:** 2-14 - 2013 (2-14)

## CAREER HIGHS

<b>Tackles</b>	9	12/4/16 at Cin.
<b>Sacks</b>	3.0	2x, last: 12/11/22 at NYG
<b>INTs</b>	--	---
<b>PDs</b>	1	8x, last: 9/25/22 at Was.
<b>FFs</b>	2	11/8/15 at Dal.
<b>FRs</b>	1	7x, last: 11/1/20 vs. Dal.



## BIRDSEED

- ▶ Nominated as the Eagles' 2022 Walter Payton Man of the Year candidate ... The award is considered the NFL's most prestigious honor and recognizes players who have exhibited excellence on the field as well as a passion to impact the lives of others in their community
- ▶ His foundation, Team Graham, offers its time and resources to various organizations and causes in the Philadelphia and Detroit areas ... Team Graham's efforts include mentoring girls and boys, giving away clothes and feeding needy families, in addition to fundraising events
- ▶ Has represented the Detroit Police Athletic League and the Eagles Autism Foundation through the NFL's *My Cause My Cleats* campaign ... The Detroit PAL is the youth football organization he originally played in growing up ... The Eagles Autism Foundation helps support impactful autism research and care to improve the lives of affected individuals and families while aiming to drive scientific breakthroughs
- ▶ He and his wife, Carlyne, were high school sweethearts ... The couple has two children: a daughter, Emerson, and a son, Bryson



2022 GAME-BY-GAME STATISTICS (PHI)

Date	Opp	GP/S	Tot	Solo	Sk	Int	PD	FF	FR	Snaps	Pct	
Sep 11	at Det	W	1/0	1	0	0.5	0	0	0	29	42%	
Sep 19	Min	W	1/0	2	1	0.0	0	0	0	29	48%	
Sep 25	at Was	W	1/0	6	4	2.5	0	1	1	27	35%	
Oct 2	Jax	W	1/0	3	0	0.0	0	0	0	20	43%	
Oct 9	at Ari	W	1/0	2	2	0.0	0	0	0	33	48%	
Oct 16	Dal	W	1/0	1	0	0.0	0	0	0	29	43%	
Oct 30	Pit	W	1/0	0	0	0.0	0	0	0	13	17%	
Nov 3	at Hou	W	1/0	1	1	0.0	0	0	0	23	38%	
Nov 14	Was	L	1/0	2	1	0.0	0	0	0	34	41%	
Nov 20	at Ind	W	1/0	2	2	1.0	0	0	0	29	45%	
Nov 27	GB	W	1/0	1	0	0.5	0	0	0	21	43%	
Dec 4	Ten	W	1/0	3	1	1.0	0	0	0	18	33%	
Dec 11	at NYG	W	1/0	4	4	3.0	0	0	1	29	45%	
Dec 18	at Chi	W	1/0	0	0	0.0	0	0	0	16	27%	
Dec 24	at Dal	L	1/0	2	1	0.5	0	0	0	29	40%	
Jan 1	NO	L	1/0	3	2	2.0	0	0	0	51	74%	
Jan 8	NYG	W	1/1	2	0	0.0	0	0	0	44	70%	
<b>Totals</b>			<b>17/1</b>	<b>35</b>	<b>19</b>	<b>11.0</b>	<b>0</b>	<b>1</b>	<b>2</b>	<b>0</b>	<b>474</b>	<b>43%</b>

PLAYOFFS

Jan 21	NYG	W	1/0	2	2	1.0	0	0	0	12	23%
Jan 29	SF	W	1/0	1	1	0.0	0	0	0	20	43%
Feb 12	vs. KC	L	1/0	0	0	0.0	0	0	0	18	33%
<b>Totals</b>			<b>3/0</b>	<b>3</b>	<b>3</b>	<b>1.0</b>	<b>0</b>	<b>0</b>	<b>0</b>	<b>50</b>	<b>33%</b>

**Bucket list:** Drive a NASCAR car ... **First jersey:** Dave Bing, Detroit Pistons ... **First job:** Working the grill at McDonald's ... **Favorite Halloween costume:** Batman, when he was 10 ... **Favorite movie:** Equalizer ... **Favorite book:** New Money: Staying Rich by Phillip Buchanon ... **Favorite quote:** "Those who stay, will be champions." - Bo Schembechler



CAREER HIGHLIGHTS

- ▶ Earned his first career **Pro Bowl** nod following the 2020 season after leading the Eagles in sacks (8.0), TFLs (13) and pressures (36) ... Voted second-team **All-Pro** by the *Associated Press* in 2016, when he registered career highs in both pressures (54) and QB hits (22)
- ▶ Posted one of the top defensive plays in team history when he strip-sacked Patriots QB **Tom Brady** in the fourth quarter of **Super Bowl LII** (recovered by **Derek Barnett**) ... The takeaway set up a 46-yard FG by **Jake Elliott** that gave the Eagles a 41-33 lead with 1:05 remaining
- ▶ A key member of an Eagles defense that advanced to Super Bowl LVIII in 2022 ... Finished the year with double-digit sacks (11.0) for the first time in his career at age 34 during his 13th NFL campaign

NOTES TO KNOW

- ▶ Is tied with **Chuck Bednarik** (1946-62) for the most seasons (14) by an Eagle ... Ranks 4th on the franchise's all-time list with 178 career regular-season games, trailing only **David Akers** (188, 1999-2010), **Brian Dawkins** (183, 1996-2008) and **Harold Carmichael** (180, 1971-83)
- ▶ Owns the 4th-most sacks (70.0) in team history, behind **Reggie White** (124.0, 1985-92), **Trent Cole** (85.5, 2005-14) and **Clyde Simmons** (76.0, 1986-93) ... Leads the Eagles with 41.0 sacks since 2017

2022 SEASON - EAGLES

- ▶ Produced a career-high 11.0 sacks with 41 pressures, 35 tackles (19 solo), 16 QB hits, 11 TFLs, 2 FFs and 1 PD in 17 games (one start)
- ▶ Became just the second player in NFL history to record 10.0+ sacks for the first time in their career at age 34 or older, joining **Ed 'Too Tall' Jones** with Dallas in 1985 (13.0) ... Also became the oldest NFL player to register 11.0+ sacks in a season since 2017, when **Julius Peppers** (age 37) and **Terrell Suggs** (age 35) accomplished the feat
- ▶ Combined with **Haason Reddick** (16.0), **Javon Hargrave** (11.0) and **Josh Sweat** (11.0) to make the Eagles the first team in NFL history to have four different players post 10.0+ sacks in the same season
- ▶ Named **NFC Defensive Player of the Week** after tying a career high with 3.0 sacks in the 48-22 win at N.Y. Giants (12/11/22) ... At age 34, became the oldest NFL player to produce 3.0+ sacks in a road game since **Michael Strahan** with N.Y. Giants in 2007 (age 35)
- ▶ Earned his first career **NFC Defensive Player of the Week** accolades after recording 6 tackles (4 solo), 6 pressures, 5 QB hits, 2.5 sacks, 1 FF and 1 PD in the 24-8 victory at Washington (9/25/22)

COLLEGE HIGHLIGHTS

- ▶ Played in 46 games (28 starts) at Michigan, registering 138 tackles (85 solo), 56 TFLs, 29.5 sacks, 8 FFs and 3 FRs ... Finished his collegiate career ranked 2nd in school history in TFLs, sacks and FFs
- ▶ Named a second-team All-America and first-team All-Big Ten selection as a senior in 2009 ... Named a Ted Hendricks Award finalist, which is given annually to the nation's top college defensive end ... Recorded a team-high 10.5 sacks while leading the NCAA with 26 TFLs
- ▶ Earned All-Big Ten honors in 2008 after totaling 46 tackles (29 solo), 20 TFLs (2nd in the nation) and 10.0 sacks (2nd in the Big Ten)

TRANSACTIONS

- ▶ **2010** - Drafted by PHI in 1st round (13th overall) ... **12/14/10** - Placed on Reserve/Injured ... **9/3/11** - Placed on Reserve/PUP ... **11/5/11** - Activated from Reserve/PUP ... **3/9/15** - Re-signed by PHI to 4-year contract ... **7/26/18** - Placed on Active/PUP ... **8/20/18** - Activated from Active/PUP ... **3/1/19** - Agreed to terms with PHI on 3-year contract ... **9/21/21** - Placed on Reserve/Injured ... **3/10/23** - Agreed to terms with PHI on 1-year contract



# JADON HASELWOOD

WIDE RECEIVER | 87



**Height:** 6-2 **Weight:** 215 **DOB:** April 15, 2001 (Age 22)  
**NFL Experience:** Rookie (1st with Eagles) **Draft:** UDFA-23  
**College:** Arkansas **Hometown (HS):** Ellenwood, GA (Cedar Grove)

## COLLEGE STATISTICS

Year	Team	GP/S	RECEIVING					OFF SNAPS	
			Rec	Yds	Avg	Lg	TD	No	Pct
2019	Oklahoma	13/0	19	272	14.3	47	1	---	---
2020	Oklahoma	3/0	4	65	16.3	33	0	---	---
2021	Oklahoma	12/12	39	399	10.2	57	6	---	---
2022	Arkansas	12/12	59	702	11.9	68	3	---	---
<b>Totals</b>		<b>40/24</b>	<b>121</b>	<b>1,438</b>	<b>11.9</b>	<b>68</b>	<b>10</b>	---	---

## ADDITIONAL STATISTICS

**Rushing:** 11-21 - 2019 (3-14), 2022 (8-7)



## BIRDSEED

- ▶ Played alongside **Jalen Hurts** at Oklahoma during the 2019 season ... Caught 19 passes for 272 yards (14.3 avg.) and 1 TD that year
- ▶ Prepped at Cedar Grove (GA) High School, where he was rated a five-star recruit as well as the No. 1 WR in the 2019 recruiting class, according to *247Sports* ... Received his first Power 5 offer as a freshman ... Caught the game-winning TD in the 2018 state championship

## COLLEGE HIGHLIGHTS

- ▶ Spent four years with Arkansas (2022) and Oklahoma (2019-21) in the collegiate ranks ... Registered a combined 1,438 yards and 10 TDs on 121 receptions (11.9 avg.) over 40 career games (24 starts)
- ▶ As a redshirt junior with the Razorbacks in 2022, finished with a career-high 59 catches (8th-most in Arkansas single-season history) for 702 yards (11.9 avg.) and 3 TDs in 12 contests (all starts)
- ▶ During his three-year stint with the Sooners, produced 736 yards and 7 TDs on 62 receptions (11.9 avg.) in 28 games (12 starts)

## TRANSACTIONS

- ▶ **2023** - Signed by PHI as UDFA

**Nickname:** Haze ... **Hobbies:** Art, fashion, painting, music ... **Bucket list:** Travel to Tokyo, Japan ... **Surprisingly good at:** Making clothes ... **Prized possession:** VHS camcorder ... **Moment left starstruck:** Being in the locker room with Marcus Mariota, who was a legend to him when Mariota played at Oregon ... **If he could play another sport:** Says if the Phillies put him at shortstop right now, he would hit 25 home runs ... **Favorite athlete growing up:** Chipper Jones ... **Favorite TV show:** *South Park* ... **Favorite movies:** *Belly* and *Paid in Full* ... **Favorite music artist:** Future ... **Favorite quote:** "If you ever dream of beating me, you better wake up and apologize." - Muhammad Ali





# JALEN HURTS

## QUARTERBACK | 1



**Height:** 6-1 **Weight:** 223 **DOB:** Aug. 7, 1998 (Age 24)  
**NFL Experience:** 4th Year (4th with Eagles) **Draft:** D2-20 (53rd overall) by PHI  
**College:** Oklahoma **Hometown (HS):** Channelview, TX (Channelview)

ALL-PRO: 2022 PRO BOWL: 2023

### CAREER STATISTICS

Year	Team	GP/S	PASSING										RUSHING					OFF SNAPS	
			Att	Cmp	Pct	Yds	Y/A	TD	Int	Lg	Sk/Yds	Rate	Att	Yds	Avg	Lg	TD	No	Pct
2020	Philadelphia	15/4	148	77	52.0	1,061	7.2	6	4	81t	13/59	77.6	63	354	5.6	24	3	334	30%
2021	Philadelphia	15/15	432	265	61.3	3,144	7.3	16	9	91	26/150	87.2	139	784	5.6	31	10	954	85%
2022	Philadelphia	15/15	460	306	66.5	3,701	8.1	22	6	68	38/231	101.5	165	760	4.6	42	13	1,028	87%
<b>Totals</b>		<b>45/34</b>	<b>1,040</b>	<b>648</b>	<b>62.3</b>	<b>7,906</b>	<b>7.6</b>	<b>44</b>	<b>19</b>	<b>91</b>	<b>77/440</b>	<b>92.2</b>	<b>367</b>	<b>1,898</b>	<b>5.2</b>	<b>42</b>	<b>26</b>	---	---
PLAYOFFS																			
2021	Philadelphia	1/1	43	23	53.5	258	6.0	1	2	35	2/14	60.0	8	39	4.9	11	0	66	100%
2022	Philadelphia	3/3	87	58	66.7	579	6.7	3	0	45t	4/8	96.9	35	143	4.1	28	5	210	96%
<b>Totals</b>		<b>4/4</b>	<b>130</b>	<b>81</b>	<b>62.3</b>	<b>837</b>	<b>6.4</b>	<b>4</b>	<b>2</b>	<b>45t</b>	<b>6/22</b>	<b>84.7</b>	<b>43</b>	<b>182</b>	<b>4.2</b>	<b>28</b>	<b>5</b>	---	---
ADDITIONAL STATISTICS																			
<b>Fumbles/Lost:</b> 27/6 - 2020 (9/2), 2021 (9/2), 2022 (9/2) <b>Postseason Fumbles/Lost:</b> 3/1 - 2021 (1/0), 2022 (2/1) <b>Receptions:</b> 1-3 - 2020 (1-3)																			

### CAREER HIGHS

Pass Attempts	48	10/3/21 vs. KC
Completions	32	10/3/21 vs. KC
Passing Yards	387	10/3/21 vs. KC
Yards/Attempt	11.4	12/21/21 vs. Was.
Passing Long	91	9/19/21 vs. SF
Passing TDs	4	10/30/22 vs. Pit
Completion %	83.9	9/19/22 vs. Min
Passer Rating	140.6	10/30/22 vs. Pit
Rush Attempts	18	2x, last: 11/21/21 vs. NO
Rushing Yards	157	11/27/22 vs. GB
Rushing Long	42	11/27/22 vs. GB
Rushing TDs	3	3x, last: 2/12/23 vs. KC (SB)
Total Yards	434	10/3/21 vs. KC
Total TDs	4	4x, last: 2/12/23 vs. KC (SB)



### BIRDSEED

- ▶ Grew up in a proud football family ... Coached by his father, Averion, at Channelview (TX) High School ... His brother, Averion Jr., was a QB at Texas Southern and is a coach at Baytown (TX) High School ... Credits his success to the example his father set for him as a coach's kid
- ▶ Is an avid supporter of women in sports and has surrounded himself with an all-female team as his representation ... Driven by his mother, Pamela, who worked so hard for him and his siblings throughout their upbringing, and sister, Kynneddy, believes in empowering women and validating that they have equality in what they strive to do
- ▶ Received his master's degree in human relations from Oklahoma in the spring of 2023 after completing online coursework in leadership and management ... "It was a goal that I set for myself and I think more importantly, it's something that I started and it's something I had to finish. It was a great feeling walking across the stage." ... Influenced by his mother, who obtained her master's degree to become a special education teacher/counselor while raising her children
- ▶ Embraces the Eagles' legacy of Black QBs and maintains relationships with legends such as **Randall Cunningham**, **Donovan McNabb** and **Michael Vick** ... Each of them motivated him growing up, as he used to watch their highlights for inspiration during personal workouts
- ▶ Has frequently spoken on the need for change regarding gun violence as a public health crisis in our country ... Previously visited healthcare workers in Philadelphia to learn about the caring for victims of gun violence while also spending time with impacted families
- ▶ Organizes the Breed of 1 Youth Football Camp for Philadelphia-area boys and girls ... The camp promotes confidence, perseverance, resolute, courage and swagger and aims to convey to kids that you can achieve your dreams without having to follow the wrong path
- ▶ Has supported several groups through the NFL's *My Cause My Cleats* initiative, including the OneMindset Foundation, Eagles Autism Foundation, Women's Sports Foundation and Alex's Lemonade Stand



2022 GAME-BY-GAME STATISTICS (PHI)

Date	Opp	GP/S	PASSING										RUSHING					OFF SNAPS		
			Att	Cmp	Pct	Yds	Y/A	TD	Int	Lg	Sk/Yds	Rate	Att	Yds	Avg	Lg	TD	No	Pct	
Sep 11	at Det	W	1/1	32	18	56.3	243	7.6	0	0	54	1/4	80.6	17	90	5.3	16	1	77	100%
Sep 19	Min	W	1/1	31	26	83.9	333	10.7	1	1	53t	3/10	108.7	11	57	5.2	26t	2	73	100%
Sep 25	at Was	W	1/1	35	22	62.9	340	9.7	3	0	45	3/12	123.5	9	20	2.2	5	0	70	100%
Oct 2	Jax	W	1/1	25	16	64.0	204	8.2	0	1	31	2/13	72.8	16	38	2.4	13	1	82	100%
Oct 9	at Ari	W	1/1	26	36	72.2	239	6.6	0	0	31	2/21	89.9	15	61	4.1	17	2	73	100%
Oct 16	Dal	W	1/1	25	15	60.0	155	6.20	2	0	22	4/23	104.6	9	27	3.0	12	0	71	100%
Oct 30	Pit	W	1/1	28	19	67.9	285	10.2	4	0	43	3/18	140.6	2	10	5.0	8	0	46	81%
Nov 3	at Hou	W	1/1	27	21	77.8	243	9.0	2	0	31	4/26	128.9	9	23	2.6	14	0	65	100%
Nov 14	Was	L	1/1	26	17	65.4	175	6.7	2	1	50	1/5	94.2	6	28	4.7	12	1	50	100%
Nov 20	at Ind	W	1/1	18	25	72.0	190	7.6	1	0	29	3/17	107.1	16	86	5.4	23	1	68	100%
Nov 27	GB	W	1/1	28	16	57.1	153	5.5	2	0	30t	2/16	96.3	17	157	9.2	42	0	80	100%
Dec 4	Ten	W	1/1	39	29	74.4	380	9.7	3	0	40t	2/5	130.3	5	12	2.4	4	1	64	88%
Dec 11	at NYG	W	1/1	31	21	67.7	217	7.0	2	0	41t	4/33	109.2	7	77	11.0	24	1	63	93%
Dec 18	at Chi	W	1/1	37	22	59.5	315	8.5	0	2	68	1/6	64.6	17	61	3.6	22t	3	73	100%
Dec 24	at Dal	L	0/0	INACTIVE																
Jan 1	NO	L	0/0	INACTIVE																
Jan 8	NYG	W	1/1	35	20	57.1	229	6.5	0	1	37	3/22	65.1	9	13	1.4	8	0	73	100%
<b>Totals</b>			<b>15/15</b>	<b>460</b>	<b>306</b>	<b>66.5</b>	<b>3,701</b>	<b>8.1</b>	<b>22</b>	<b>6</b>	<b>68</b>	<b>38/231</b>	<b>101.5</b>	<b>165</b>	<b>760</b>	<b>4.6</b>	<b>42</b>	<b>13</b>	<b>1,028</b>	<b>87%</b>

PLAYOFFS

Jan 21	NYG	W	1/1	24	16	66.7	154	6.4	2	0	40	1/6	112.2	9	34	3.8	9	1	67	96%
Jan 29	SF	W	1/1	25	15	60.0	121	4.8	0	0	29	1/0	72.3	11	39	3.5	14	1	68	92%
Feb 12	vs. KC	L	1/1	38	27	71.1	304	8.0	1	0	45t	2/2	103.4	15	70	4.7	28	3	75	100%
<b>Totals</b>			<b>3/3</b>	<b>87</b>	<b>58</b>	<b>66.7</b>	<b>579</b>	<b>6.7</b>	<b>3</b>	<b>0</b>	<b>45t</b>	<b>4/8</b>	<b>96.9</b>	<b>35</b>	<b>143</b>	<b>4.1</b>	<b>28</b>	<b>5</b>	<b>210</b>	<b>96%</b>

**Bucket list:** Meet Denzel Washington ... **Desired talent:** Ability to sing ... **If he could play another sport, what team/position:** "I'd go team up with Bryce Harper and the Phillies and play shortstop or center field." ... **Moments left starstruck:** Meeting Frankie Beverly and Kobe Bryant ... **Favorite movies:** *Friday Night Lights* and *He Got Game* ... **Favorite music:** Frankie Beverly and Maze, Al Green, The Isley Brothers, Anita Baker, Jaydayoungan ... **Favorite meal:** Seafood, boiled crawfish



CAREER HIGHLIGHTS

- ▶ Led the Eagles to Super Bowl LVII in 2022 ... In Super Bowl LVII against Kansas City, registered 374 total yards (304 passing, 70 rushing) and a career-high 4 total TDs, including a career-high 3 rushing TDs (most by a QB and tied for the most by any player in Super Bowl history)
- ▶ Became the eighth Black QB to start in a Super Bowl ... Super Bowl LVII was the first Super Bowl to feature two Black starting QBs, with Hurts and Chiefs QB **Patrick Mahomes** headlining the historic matchup
- ▶ Named second-team **All-Pro** by the *Associated Press*, earned his first career **Pro Bowl** honors and finished second in *AP* NFL MVP voting in 2022 ... Guided Philadelphia to Super Bowl LVII after going 14-1 in the regular season at 24 years old, becoming the second youngest QB to ever win 14 games, behind **Dan Marino** with Miami in 1984 (23)
- ▶ Established a single-season franchise record with 4,461 total yards in 2022 ... Tied **Randall Cunningham** in 1990 for the most total TDs (35) in single-season team history ... Also tallied the 2nd-most rushing TDs (13) by a QB in NFL history, trailing only **Cam Newton** in 2011 (14)
- ▶ Became the first NFL QB to post 10+ rushing TDs in consecutive seasons, doing so in 2021 (10) and 2022 (13) ... Joins **Cam Newton** (2011, '15, '20) as the only QBs with multiple 10+ rushing TD campaigns
- ▶ Broke **Michael Vick's** single-game team QB rushing record (130 yards on 12/19/10 at N.Y. Giants) with a 157-yard performance (5th-most ever by an NFL QB, including playoffs) on 11/27/22 vs. Green Bay
- ▶ In 2021, became the youngest Eagles QB (23 years old) to start in a playoff game (previously **Donovan McNabb** at 24 in 2000)

NOTES TO KNOW

- ▶ Has recorded the 2nd-highest winning percentage (.733, 22-8) among NFL QBs since 2021, behind **Patrick Mahomes** (.765, 26-8) ... Has won 17 of his last 18 regular-season starts (since Week 15 of 2021)



MOST TOTAL YARDS				
Date	Opponent	Pass	Rush	Total
10/3/21	vs. Kansas City Chiefs (L, 30-42)	387	47	434
12/27/20	at Dallas Cowboys (L, 17-37)	342	69	411
12/20/20	at Arizona Cardinals (L, 26-33)	338	63	401
12/4/22	vs. Tennessee Titans (W, 35-10)	380	12	392
9/19/22	vs. Minnesota Vikings (W, 24-7)	333	57	390
12/18/22	at Chicago Bears (W, 25-20)	315	61	376
2/12/23	vs. Kansas City Chiefs (SB) (L, 35-38)	304	70	374
9/27/21	at Dallas Cowboys (L, 21-41)	326	35	361
9/25/22	at Washington Commanders (W, 24-8)	340	20	360
12/21/21	vs. Washington Commanders (W, 27-17)	296	38	334

MOST TOTAL TOUCHDOWNS				
Date	Opponent	Pass	Rush	Total
2/12/23	vs. Kansas City Chiefs (SB) (L, 35-38)	1	3	4
12/4/22	vs. Tennessee Titans (W, 35-10)	3	1	4
10/30/22	vs. Pittsburgh Steelers (W, 35-13)	4	0	4
12/20/20	at Arizona Cardinals (L, 26-33)	3	1	4

- ▶ Owns the 2nd-most rushing TDs (23, tied) in the NFL over the last two seasons, trailing only **Austin Ekeler** (25) ... The next closest QB is **Josh Allen** (13) with 10 fewer rushing TDs ... Also ranks 2nd among QBs in rushing yards (1,544) since 2021, behind **Justin Fields** (1,563)
- ▶ Is tied for the 3rd-most 20+ yard TDs (19) in the league since 2021, trailing only **Joe Burrow** (30) and **Josh Allen** (20) in that category



**2022 SEASON - EAGLES**

- ▶ Crafted one of the most prolific campaigns in franchise history, guiding the Eagles to Super Bowl LVII in just his second full year as a starter ... Collected *Associated Press* second-team **All-Pro** and **Pro Bowl** accolades and also finished as the *AP* NFL MVP runner-up
- ▶ Went 14-1 as a starter during the regular season ... Completed 306-of-460 (66.5%) attempts for 3,701 yards (8.1 avg.), 22 TDs, 6 INTs and a 101.5 passer rating, while rushing 165 times for 760 yards and 13 TDs (2nd-most ever by an NFL QB) ... Overall, combined for a team-record 4,461 total yards and tied an Eagles record with 35 total TDs
- ▶ Ranked 3rd in the NFL in total yards per game (297.5), behind **Patrick Mahomes** (329.9) and **Josh Allen** (315.3) ... Also had the 4th-most total TDs (35), trailing only Mahomes (45), Allen (42) and **Joe Burrow** (40)
- ▶ Produced the 3rd-highest passer rating (101.5) and yards per attempt (8.0) in the league, behind **Tua Tagovailoa** (105.5, 8.9) and **Patrick Mahomes** (105.2, 8.1) in each category ... Registered the 2nd-best TD-INT ratio (3.67), trailing only **Jared Goff** (4.14) (min. 400 attempts)

**COLLEGE HIGHLIGHTS**

- ▶ Started 42 of 56 games at Alabama (2016-18) and Oklahoma (2019), posting a 38-4 record ... Threw for 9,477 yards and 80 TDs on 682-of-1,047 (65.1%) passing, while rushing for 3,274 yards and 43 TDs
- ▶ As a senior at Oklahoma, finished as the runner-up for the Heisman Trophy and also earned All-America and first-team All-Big 12 honors ... Tallied 5,149 total yards (3,851 passing, 1,298 rushing) ... Set school records for rushing yards and points scored (126) by a QB
- ▶ Rallied Alabama to the 2018 SEC Championship as a junior ... Helped the Crimson Tide win a CFP National Championship in 2017

**TRANSACTIONS**

- ▶ **2020** - Drafted by PHI in 2nd round (53rd overall) ... **4/17/23** - Agreed to terms with PHI on 5-year contract extension





# TARRON JACKSON

DEFENSIVE END | 75

(pronounced tuh-RON)

**Height:** 6-2 **Weight:** 254 **DOB:** June 22, 1998 (Age 25)  
**NFL Experience:** 3rd Year (3rd with Eagles) **Draft:** D6b-21 (191st overall) by PHI  
**College:** Coastal Carolina **Hometown (HS):** Aiken, SC (Silver Bluff)



## CAREER STATISTICS

Year	Team	GP/S	TACKLES				PASS RUSH			INTERCEPTIONS					FUMBLES		DEF SNAPS	
			Total	Solo	Asst	TFL	Sacks	QBH	QBP	Int	Yds	Lg	TD	PD	FF	FR	No	Pct
2021	Philadelphia	17/0	17	11	6	2	1.0	1	9	0	0	--	0	0	1	0	253	22%
2022	Philadelphia	4/0	0	0	0	0	0.0	0	0	0	0	--	0	0	0	0	27	2%
<b>Totals</b>		<b>21/0</b>	<b>17</b>	<b>11</b>	<b>6</b>	<b>2</b>	<b>1.0</b>	<b>1</b>	<b>9</b>	<b>0</b>	<b>0</b>	<b>--</b>	<b>0</b>	<b>0</b>	<b>1</b>	<b>0</b>	<b>---</b>	<b>---</b>

## PLAYOFFS

2021	Philadelphia	1/0	1	1	0	0	0.0	0	0	0	0	--	0	0	0	0	15	21%
<b>Totals</b>		<b>1/0</b>	<b>1</b>	<b>1</b>	<b>0</b>	<b>0</b>	<b>0.0</b>	<b>0</b>	<b>0</b>	<b>0</b>	<b>0</b>	<b>--</b>	<b>0</b>	<b>0</b>	<b>0</b>	<b>0</b>	<b>---</b>	<b>---</b>

## ADDITIONAL STATISTICS

Special Teams Tackles: 1 - 2021 (1)

## CAREER HIGHS

<b>Tackles</b>	3	2x, last: 1/8/22 vs. Dal.
<b>Sacks</b>	1.0	10/31/21 at Det.
<b>INTs</b>	--	---
<b>PDs</b>	--	---
<b>FFs</b>	1	10/31/21 at Det.
<b>FRs</b>	--	---

**Hobbies:** Enjoys cooking on the grill, especially ribs ... **First job:** Helping out with his dad's construction business, including remodeling houses, painting walls, and delivering supplies ... **Jersey number significance:** 7 and 5 add up to 12, the age of his older brother and biggest inspiration, Daron, when he passed away from leukemia in 2008 ... **Another family inspiration:** His uncle, Dean Bryant, who passed away in 2020 ... Dean was an Eagles fan and always wished for Tarron to get drafted by his favorite team ... **Favorite TV show:** *Snowfall* ... **Favorite music:** A little bit of everything: '90s, modern-day rap, hip-hop ... **Favorite meal:** Mac and cheese ... **Favorite athlete growing up:** Kobe Bryant ... **Favorite quote:** "Effort without detail is just good effort."



## BIRDSEED

- ▶ His brother, Daron, died of leukemia at age 12 in 2008 ... Promised his older brother he would make it to the NFL one day ... Wore No. 9 in college because he was only 9 years old when Daron passed away
- ▶ Annually participates in the 'Big Climb' for the Leukemia & Lymphoma Society in Philadelphia, honoring his late brother ... Climbs the steps of Lincoln Financial Field with many others to help raise critical funds in support of blood cancer research and patient support
- ▶ Earned a bachelor's degree in applied mathematics and also minored in actuarial science ... If football had not worked out for him, his plan was to become an actuary at an insurance firm
- ▶ Prepped at Silver Bluff (SC) High School, where he led his team to two state championship games ... Did not have a Division I offer other than Coastal Carolina, which earned FBS status after he arrived

## CAREER HIGHLIGHTS

- ▶ A member of the Eagles' 2022 team that advanced to Super Bowl LVII ... Contributed on the active roster as well as the practice squad

## 2022 SEASON - EAGLES

- ▶ Saw action in 27 defensive snaps over four contests

## COLLEGE HIGHLIGHTS

- ▶ In 48 career games at Coastal Carolina (2016-20), totaled 195 tackles (93 solo) 44.5 TFLs, 26.5 sacks, 6 FFs, 3 PDs and 1 FR ... Finished his career as the Chanticleers' career leader in sacks and TFLs ... His 26.5 sacks were also the 2nd-most in Sun Belt Conference history
- ▶ Named a consensus All-American and Sun Belt Defensive Player of the Year in 2020 ... Helped guide Coastal Carolina to an 11-1 record, producing a team-high 14 TFLs and 8.5 sacks along with 54 tackles (25 solo), 3 FFs and 1 FR ... Voted a finalist for the Lombardi Award, Lott IMPACT Trophy and Bronko Nagurski Trophy, in addition to being named a semifinalist for the Chuck Bednarik Award
- ▶ Earned first-team all-conference honors after setting a Sun Belt and school single-season record with 10.0 sacks (career high) in 2019 ... Added 60 tackles (28 solo), 13 TFLs and 2 FFs



2022 GAME-BY-GAME STATISTICS (PHI)													
Date	Opp		GP/S	Tot	Solo	Sk	Int	PD	FF	FR	Snaps	Pct	
Sep 11	at Det	W	0/0	INACTIVE									
Sep 19	Min	W	1/0	0	0	0.0	0	0	0	0	6	10%	
Sep 25	at Was	W	1/0	0	0	0.0	0	0	0	0	9	12%	
Oct 2	Jax	W	1/0	0	0	0.0	0	0	0	0	0	0%	
Oct 9	at Ari	W	1/0	0	0	0.0	0	0	0	0	12	17%	
Oct 16	Dal	W	0/0	INACTIVE									
Oct 30	Pit	W	---	EAGLES PRACTICE SQUAD									
Nov 3	at Hou	W	---	EAGLES PRACTICE SQUAD									
Nov 14	Was	L	---	EAGLES PRACTICE SQUAD									
Nov 20	at Ind	W	---	EAGLES PRACTICE SQUAD									
Nov 27	GB	W	---	EAGLES PRACTICE SQUAD									
Dec 4	Ten	W	---	EAGLES PRACTICE SQUAD									
Dec 11	at NYG	W	---	EAGLES PRACTICE SQUAD									
Dec 18	at Chi	W	---	EAGLES PRACTICE SQUAD									
Dec 24	at Dal	L	---	EAGLES PRACTICE SQUAD									
Jan 1	NO	L	---	EAGLES PRACTICE SQUAD									
Jan 8	NYG	W	---	EAGLES PRACTICE SQUAD									
<b>Totals</b>			<b>4/0</b>	<b>0</b>	<b>0</b>	<b>0.0</b>	<b>0</b>	<b>0</b>	<b>0</b>	<b>0</b>	<b>27</b>	<b>2%</b>	
PLAYOFFS													
Jan 21	NYG	W	---	EAGLES PRACTICE SQUAD									
Jan 29	SF	W	---	EAGLES PRACTICE SQUAD									
Feb 12	vs. KC	L	---	EAGLES PRACTICE SQUAD									
<b>Totals</b>			<b>0/0</b>	<b>0</b>	<b>0</b>	<b>0.0</b>	<b>0</b>	<b>0</b>	<b>0</b>	<b>0</b>	<b>0</b>	<b>0%</b>	



**TRANSACTIONS**

- ▶ **2021** - Drafted by PHI in 6th round (191st overall) ... **12/27/21** - Placed on Reserve/COVID-19 ... **12/29/21** - Activated from Reserve/COVID-19 ... **10/26/22** - Waived by PHI ... **10/29/22** - Signed by PHI to practice squad



# TYREE JACKSON

TIGHT END | 80



**Height:** 6-7 **Weight:** 249 **DOB:** Nov. 7, 1997 (Age 25)  
**NFL Experience:** 3rd Year (3rd with Eagles) **Draft:** UDFA-19 by BUF **Acquired:** FA-21  
**College:** Buffalo **Hometown (HS):** Norton Shores, MI (Mona Shores)

## CAREER STATISTICS

Year	Team	GP/S	RECEIVING					OFF SNAPS	
			Rec	Yds	Avg	Lg	TD	No	Pct
2021	Philadelphia	9/3	3	22	7.3	13	1	171	15%
2022	Philadelphia	5/0	0	0	---	---	0	34	3%
<b>Totals</b>		<b>14/3</b>	<b>3</b>	<b>22</b>	<b>7.3</b>	<b>13</b>	<b>1</b>	---	---

## CAREER HIGHS

<b>Receptions</b>	3	1/8/22 vs. Dal.
<b>Receiving Yards</b>	22	1/8/22 vs. Dal.
<b>Receiving Long</b>	13	1/8/22 vs. Dal.
<b>Receiving TDs</b>	1	1/8/22 vs. Dal.

**Desired talent:** Ability to sing ... **Guilty pleasure:** Binge watching Netflix ... **If he could play another sport, what team:** Basketball, Los Angeles Lakers ... **If he could own a business:** Construction, building houses ... **Favorite music:** Rap, country ... **Favorite meal:** Steak ... **Favorite athlete growing up:** Kobe Bryant



## BIRDSEED

- ▶ Made the transition from QB to TE upon signing with the Eagles ... Following a stint in the XFL in 2020, realized that if he wanted to be an NFL player he would have to switch positions ... Decided a move to TE would be a fit due to his size and athleticism ... Enlisted the help of former University of Buffalo star **Naaman Roosevelt**, who played WR in the NFL and CFL, to teach him how to run routes
- ▶ Played for the XFL's D.C. Defenders in 2020 ... Completed 11-of-18 (61.1%) attempts for 46 yards, 1 TD, 0 INTs and an 84.0 passer rating over five games ... Also rushed 9 times for 48 yards (5.3 avg.)
- ▶ A four-year starting QB at Mona Shores (MI) High School ... Ended his career in the top five in state history in TD passes, completions and yards ... Combined to throw for 4,491 yards and 50 TDs and rushed for 1,064 yards and 13 TDs during his junior and senior seasons
- ▶ Has represented the Eagles Autism Foundation through the NFL's *My Cause My Cleats* campaign ... The foundation helps support impactful autism research and care to improve the lives of affected individuals and families while aiming to drive scientific breakthroughs

## CAREER HIGHLIGHTS

- ▶ Saw action in 171 offensive snaps during his first full season with the Eagles in 2021 ... Grabbed a 3-yard shovel pass from **Garnder Minshew** for his first career TD on the opening drive vs. Dallas on 1/8/22
- ▶ Originally signed by Buffalo as a UDFA QB in 2019

## 2022 SEASON - EAGLES

- ▶ Appeared in five games and played 34 snaps on offense

## COLLEGE HIGHLIGHTS

- ▶ Played collegiately at Buffalo (2016-18), where he posted 6,999 yards, 49 TDs, 24 INTs and a 129.3 efficiency rating on 533-of-955 (55.8%) passing ... Also produced for 757 rushing yards and 16 TDs
- ▶ Named the 2018 MAC Offensive Player of the Year after completing 225-of-407 (55.3%) attempts for 3,131 yards, 28 TDs, 12 INTs and a 136.7 rating ... Also had 161 rushing yards and 7 TDs ... Led the Bulls to a 10-4 record, MAC East title and bowl appearance

## TRANSACTIONS

- ▶ **2019** - Signed by BUF as UDFA ... **8/31/19** - Waived by BUF ... **1/7/21** - Signed by PHI to reserve/future contract ... **9/2/21** - Placed on Reserve/Injured ... **11/6/21** - Activated from Reserve/Injured ... **1/10/22** - Placed on Reserve/Injured ... **7/27/22** - Placed on Active/Physically Unable to Perform ... **8/23/22** - Placed on Reserve/Physically Unable to Perform ... **11/16/22** - Activated from Reserve/Physically Unable to Perform ... **12/23/22** - Placed on Reserve/Injured ... **4/24/23** - Signed exclusive rights tender





2022 GAME-BY-GAME STATISTICS (PHI)												
Date	Opp	GP/S	Rec	Yds	Avg	Lg	TD	Snaps	Pct			
Sep 11	at Det	W	0/0	RESERVE/PUP								
Sep 19	Min	W	0/0	RESERVE/PUP								
Sep 25	at Was	W	0/0	RESERVE/PUP								
Oct 2	Jax	W	0/0	RESERVE/PUP								
Oct 9	at Ari	W	0/0	RESERVE/PUP								
Oct 16	Dal	W	0/0	RESERVE/PUP								
Oct 30	Pit	W	0/0	RESERVE/PUP								
Nov 3	at Hou	W	0/0	RESERVE/PUP								
Nov 14	Was	L	0/0	RESERVE/PUP								
Nov 20	at Ind	W	1/0	0	0	---	--	0	9	13%		
Nov 27	GB	W	1/0	0	0	---	--	0	5	6%		
Dec 4	Ten	W	1/0	0	0	---	--	0	8	11%		
Dec 11	at NYG	W	1/0	0	0	---	--	0	9	13%		
Dec 18	at Chi	W	1/0	0	0	---	--	0	3	4%		
Dec 24	at Dal	L	0/0	RESERVE/INJURED								
Jan 1	NO	L	0/0	RESERVE/INJURED								
Jan 8	NYG	W	0/0	RESERVE/INJURED								
<b>Totals</b>			<b>5/0</b>	<b>0</b>	<b>0</b>	<b>---</b>	<b>--</b>	<b>0</b>	<b>34</b>	<b>3%</b>		
PLAYOFFS												
Jan 21	NYG	W	0/0	RESERVE/INJURED								
Jan 29	SF	W	0/0	RESERVE/INJURED								
Feb 12	vs. KC	L	0/0	RESERVE/INJURED								
<b>Totals</b>			<b>0/0</b>	<b>0</b>	<b>0</b>	<b>---</b>	<b>--</b>	<b>0</b>	<b>0</b>	<b>0%</b>		





# JOSH JOBE

CORNERBACK | 28



**Height:** 5-11 **Weight:** 190 **DOB:** April 9, 1998 (Age 25)  
**NFL Experience:** 2nd Year (2nd with Eagles) **Draft:** UDFA-22 by PHI  
**College:** Alabama **Hometown (HS):** Miami, FL (Cheshire Academy)

### CAREER STATISTICS

Year	Team	GP/S	TACKLES				PASS RUSH			INTERCEPTIONS					FUMBLES		DEF SNAPS	
			Total	Solo	Asst	TFL	Sacks	QBH	QBP	Int	Yds	Lg	TD	PD	FF	FR	No	Pct
2022	Philadelphia	11/0	0	0	0	0	0.0	0	0	0	0	--	0	0	0	0	12	1%
<b>Totals</b>		<b>11/0</b>	<b>0</b>	<b>0</b>	<b>0</b>	<b>0</b>	<b>0.0</b>	<b>0</b>	<b>0</b>	<b>0</b>	<b>0</b>	<b>--</b>	<b>0</b>	<b>0</b>	<b>0</b>	<b>0</b>	<b>---</b>	<b>---</b>

### PLAYOFFS

2022	Philadelphia	3/0	1	1	0	0	0.0	0	0	0	0	--	0	0	0	0	9	9%
<b>Totals</b>		<b>3/0</b>	<b>1</b>	<b>1</b>	<b>0</b>	<b>0</b>	<b>0.0</b>	<b>0</b>	<b>0</b>	<b>0</b>	<b>0</b>	<b>--</b>	<b>0</b>	<b>0</b>	<b>0</b>	<b>0</b>	<b>---</b>	<b>---</b>

### ADDITIONAL STATISTICS

Special Teams Tackles: 1 - 2022 (1)

### CAREER HIGHS

Tackles	1	1/21/23 vs. NYG (Div.)
Sacks	--	---
INTs	--	---
PDs	--	---
FFs	--	---
FRs	--	---

### BIRDSEED

- ▶ Grew up in Miami, FL, where he originally attended Christopher Columbus High School ... Moved to Connecticut prior to his senior year and played his final season at Cheshire Academy

### CAREER HIGHLIGHTS

- ▶ A member of the Eagles' Super Bowl LVII roster in 2022

### 2022 SEASON - EAGLES

- ▶ Played in 11 games and saw action on 232 total snaps (12 defensive, 220 special teams) ... Recorded 1 tackle on special teams
- ▶ Began his debut season as one of three undrafted rookies to earn an opening day roster spot (also **Reed Blankenship** and **Josh Sills**)

### COLLEGE HIGHLIGHTS

- ▶ Played four seasons at Alabama (2018-21), recording 129 tackles (95 solo), 19 PDs, 3 INTs, 2.0 sacks, 2 FFs and 1 FR in 51 career games
- ▶ Helped the Crimson Tide clinch the SEC Championship during his senior season in 2021 ... Contributed to Alabama's CFP National Championship-winning campaign as a junior in 2020, recording career highs with 55 tackles (39 solo), 11 PDs, 2.0 sacks and 2 FFs en route to *Pro Football Focus* honorable mention All-America accolades

### TRANSACTIONS

- ▶ **2022** - Signed by PHI as UDFA



**Nickname:** Woogie ... **Place he'd like to visit:** Puerto Rico ... **Surprisingly good at:** Dancing ... **What he wanted to grow up to be when he was younger:** "A model. It was just interesting to me." ... **Someone he'd like to meet:** Kevin Hart ... **Favorite movie:** *Bad Boys* ... **Favorite TV show:** "I like to watch anime, like *Naruto*." ... **Favorite music artist:** Drake ... **Favorite food:** Penne pasta with vodka sauce



2022 GAME-BY-GAME STATISTICS (PHI)												
Date	Opp		GP/S	Tot	Solo	Sk	Int	PD	FF	FR	Snaps	Pct
Sep 11	at Det	W	1/0	0	0	0.0	0	0	0	0	0	0%
Sep 19	Min	W	1/0	0	0	0.0	0	0	0	0	0	0%
Sep 25	at Was	W	1/0	0	0	0.0	0	0	0	0	0	0%
Oct 2	Jax	W	1/0	0	0	0.0	0	0	0	0	0	0%
Oct 9	at Ari	W	1/0	0	0	0.0	0	0	0	0	0	0%
Oct 16	Dal	W	0/0	INACTIVE								
Oct 30	Pit	W	0/0	INACTIVE								
Nov 3	at Hou	W	1/0	0	0	0.0	0	0	0	0	0	0%
Nov 14	Was	L	0/0	INACTIVE								
Nov 20	at Ind	W	0/0	INACTIVE								
Nov 27	GB	W	0/0	INACTIVE								
Dec 4	Ten	W	0/0	INACTIVE								
Dec 11	at NYG	W	1/0	0	0	0.0	0	0	0	0	12	19%
Dec 18	at Chi	W	1/0	0	0	0.0	0	0	0	0	0	0%
Dec 24	at Dal	L	1/0	0	0	0.0	0	0	0	0	0	0%
Jan 1	NO	L	1/0	0	0	0.0	0	0	0	0	0	0%
Jan 8	NYG	W	1/0	0	0	0.0	0	0	0	0	0	0%
<b>Totals</b>			<b>11/0</b>	<b>0</b>	<b>0</b>	<b>0.0</b>	<b>0</b>	<b>0</b>	<b>0</b>	<b>0</b>	<b>12</b>	<b>1%</b>
PLAYOFFS												
Jan 21	NYG	W	1/0	1	1	0.0	0	0	0	0	5	10%
Jan 29	SF	W	1/0	0	0	0.0	0	0	0	0	4	9%
Feb 12	vs. KC	L	1/0	0	0	0.0	0	0	0	0	0	0%
<b>Totals</b>			<b>3/0</b>	<b>1</b>	<b>1</b>	<b>0.0</b>	<b>0</b>	<b>0</b>	<b>0</b>	<b>0</b>	<b>9</b>	<b>6%</b>







# FRED JOHNSON

TACKLE | 50



**Height:** 6-7 **Weight:** 326 **DOB:** June 5, 1997 (Age 26)  
**NFL Experience:** 5th Year (1st with Eagles) **Draft:** UDFA-19 by PIT **Acquired:** FA-22  
**College:** Florida **Hometown (HS):** Royal Palm Beach, FL (Royal Palm Beach)

## CAREER STATISTICS

Year	Team	GP/S	STARTS			OFF SNAPS	
			LT	RG	RT	No	Pct
2019	Cincinnati	6/1	1	0	0	146	13%
2020	Cincinnati	12/6	3	2	1	491	46%
2021	Cincinnati	5/1	0	0	1	90	8%
2022	Tampa Bay	5/0	0	0	0	2	1%
<b>Totals</b>		<b>28/8</b>	<b>4</b>	<b>2</b>	<b>2</b>	---	---

## BIRDSEED

- ▶ During his time in college at Florida, mentored youth in juvenile detention centers through the VERB Kind program ... VERB Kind encourages individuals to give at-risk youth a second chance through mentoring, education and connecting them with community resources
- ▶ Named to the 2018 SEC Football Community Service Team in recognition of the hours he dedicated to community service with 17 different organizations ... Also received a spot on the 2018 Wuerffel Trophy Watch List in honor of his work in the community

## CAREER HIGHLIGHTS

- ▶ Appeared in 28 games (eight starts) through his first four NFL seasons with Cincinnati and Tampa Bay ... Started games at LT, LG and RT
- ▶ Contributed to the Eagles' practice squad during the 2022 campaign, when Philadelphia appeared in Super Bowl LVII ... Also a part of the Bengals' 2021 roster that advanced to Super Bowl LVI
- ▶ Entered the NFL as a UDFA with Pittsburgh in 2019

## 2022 SEASON - BUCCANEERS & EAGLES

- ▶ Signed to the Eagles' practice squad in Week 10 and spent the rest of the season with Philadelphia as it earned a Super Bowl LVII berth
- ▶ Saw action in five regular-season games with Tampa Bay

## COLLEGE HIGHLIGHTS

- ▶ Played in 44 career contests and made 31 starts across four seasons at Florida ... During his career, started games at RG and RT

## TRANSACTIONS

- ▶ **2019** - Signed by PIT as UDFA ... **10/11/19** - Waived by PIT ... **10/14/19** - Claimed off waivers by CIN ... **11/6/20** - Placed on Reserve/COVID-19 ... **11/20/20** - Activated from Reserve/COVID-19 ... **3/22/22** - Signed by CIN to reserve/future contract ... **3/23/22** - Waived by CIN ... **4/4/22** - Signed by TB to reserve/future contract ... **11/1/22** - Waived by TB ... **11/8/22** - Signed by PHI to practice squad ... **2/16/23** - Signed by PHI to reserve/future contract





# KYRON JOHNSON

LINEBACKER | 58

(pronounced KY-ren)

Height: 6-0 Weight: 235 DOB: July 24, 1998 (Age 25)

NFL Experience: 2nd Year (2nd with Eagles) Draft: D6a-22 (181st overall) by PHI

College: Kansas Hometown (HS): Arlington, TX (Lamar)



## CAREER STATISTICS

Year	Team	GP/S	TACKLES				PASS RUSH			INTERCEPTIONS					FUMBLES		DEF SNAPS	
			Total	Solo	Asst	TFL	Sacks	QBH	QBP	Int	Yds	Lg	TD	PD	FF	FR	No	Pct
2022	Philadelphia	16/0	1	0	1	0	0.0	0	1	0	0	--	0	0	0	0	18	2%
<b>Totals</b>		<b>16/0</b>	<b>1</b>	<b>0</b>	<b>1</b>	<b>0</b>	<b>0.0</b>	<b>0</b>	<b>1</b>	<b>0</b>	<b>0</b>	<b>--</b>	<b>0</b>	<b>0</b>	<b>0</b>	<b>0</b>	<b>---</b>	<b>---</b>

## PLAYOFFS

2022	Philadelphia	0/0	0	0	0	0	0.0	0	0	0	0	--	0	0	0	0	0	0%
<b>Totals</b>		<b>0/0</b>	<b>0</b>	<b>0</b>	<b>0</b>	<b>0</b>	<b>0.0</b>	<b>0</b>	<b>0</b>	<b>0</b>	<b>0</b>	<b>--</b>	<b>0</b>	<b>0</b>	<b>0</b>	<b>0</b>	<b>0</b>	<b>---</b>

## ADDITIONAL STATISTICS

Special Teams Tackles: 7 - 2022 (7)

## CAREER HIGHS

Tackles	1	10/30/22 vs. Pit.
Sacks	--	---
INTs	--	---
PDs	--	---
FFs	--	---
FRs	--	---

**Nicknames:** Ky and K.J. ... **Hidden talent:** "I got a little bit of a voice. I can sing a little bit. I can whistle for damn sure. I can *really* whistle. I got some pizzazz to me." ... **Role models growing up:** "I always looked up to my parents because they used to be athletes. When I got into college football, I started looking up dudes like Tyus Bowser, a little bit of Haason Reddick, Von Miller, Myles Garrett, and some of Fletcher Cox because I like to study the interior." ... **Someone he would like to meet:** Barack Obama ... **Favorite TV show:** *Steven Universe*, *The Man Who Fell to Earth*, and *The Boys* ... **Favorite music artist:** Whitney Houston ... **Favorite meal:** Country fried chicken with gravy, mashed potatoes, green beans and yellow rice

## BIRDSEED

- ▶ A two-sport athlete for most of his life, also grew up running track ... Ran varsity as a high school freshman and was coached by his uncle, Rod Franklin ... Competed in the 100m, 200m, 4x100m, 4x200m, and long jump events ... Posted a 4.36 and 4.39 in 40-yard dash attempts at Kansas' pro day in 2022, which would have been among the best times by a LB in NFL Combine history, had he been invited
- ▶ Contributed as a safety, nickel, LB and DE at Kansas ... Started for four seasons with the Jayhawks under four different head coaches
- ▶ Affectionately referred to as "Uncle Pastor" in college because he had accrued a lot of wisdom in five years at Kansas and brought everyone together by praying like a pastor in a church ... The three-year captain served as a vocal leader and mentor to younger teammates
- ▶ His father, Broderic, was a three-sport athlete in high school before playing RB at Cisco Junior College (Cisco, TX) ... His brother, Kayron, ran track at Ottawa University ... Majored in human biology

## CAREER HIGHLIGHTS

- ▶ A member of the Eagles' Super Bowl LVII roster in 2022

## 2022 SEASON - EAGLES

- ▶ Appeared in 16 contests and played 265 special teams snaps as well as 18 defensive snaps ... Produced 7 special teams tackles

## COLLEGE HIGHLIGHTS

- ▶ Served as a three-time captain at Kansas ... Recorded 193 tackles (128 solo), 23 TFLs, 12.5 sacks, 8 FFs, 5 PDs and 3 FRs along with 17 special teams tackles in 57 career games (39 starts)
- ▶ Earned second-team All-Big 12 recognition from *Pro Football Focus* in 2021 after recording career highs in tackles (61), TFLs (8.5), sacks (6.5), FFs (4) and FRs (2) ... Forced 40 QB pressures while playing as a DE, according to *PFF* ... Did not commit a penalty in 655 snaps played
- ▶ Tabbed All-Big-12 honorable mention as a LB in 2020 ... Produced 42 tackles (27 solo), 4.5 TFLs, 3.0 sacks, 1 FF and 1 PD

## TRANSACTIONS

- ▶ **2022** - Drafted by PHI in 6th round (181st overall)





2022 GAME-BY-GAME STATISTICS (PHI)												
Date	Opp		GP/S	Tot	Solo	Sk	Int	PD	FF	FR	Snaps	Pct
Sep 11	at Det	W	1/0	0	0	0.0	0	0	0	0	0	0%
Sep 19	Min	W	1/0	0	0	0.0	0	0	0	0	0	0%
Sep 25	at Was	W	1/0	0	0	0.0	0	0	0	0	2	3%
Oct 2	Jax	W	1/0	0	0	0.0	0	0	0	0	0	0%
Oct 9	at Ari	W	1/0	0	0	0.0	0	0	0	0	0	0%
Oct 16	Dal	W	1/0	0	0	0.0	0	0	0	0	0	0%
Oct 30	Pit	W	1/0	1	0	0.0	0	0	0	0	6	8%
Nov 3	at Hou	W	1/0	0	0	0.0	0	0	0	0	0	0%
Nov 14	Was	L	1/0	0	0	0.0	0	0	0	0	0	0%
Nov 20	at Ind	W	1/0	0	0	0.0	0	0	0	0	0	0%
Nov 27	GB	W	1/0	0	0	0.0	0	0	0	0	0	0%
Dec 4	Ten	W	1/0	0	0	0.0	0	0	0	0	10	18%
Dec 11	at NYG	W	1/0	0	0	0.0	0	0	0	0	0	0%
Dec 18	at Chi	W	1/0	0	0	0.0	0	0	0	0	0	0%
Dec 24	at Dal	L	0/0	INACTIVE								
Jan 1	NO	L	1/0	0	0	0.0	0	0	0	0	0	0%
Jan 8	NYG	W	1/0	0	0	0.0	0	0	0	0	0	0%
<b>Totals</b>			<b>16/0</b>	<b>1</b>	<b>0</b>	<b>0.0</b>	<b>0</b>	<b>0</b>	<b>0</b>	<b>0</b>	<b>18</b>	<b>2%</b>
PLAYOFFS												
Jan 21	NYG	W	0/0	INACTIVE								
Jan 29	SF	W	0/0	INACTIVE								
Feb 12	vs. KC	L	0/0	INACTIVE								
<b>Totals</b>			<b>0/0</b>	<b>0</b>	<b>0</b>	<b>0.0</b>	<b>0</b>	<b>0</b>	<b>0</b>	<b>0</b>	<b>0</b>	<b>0%</b>







# LANE JOHNSON

TACKLE | 65

Height: 6-6 Weight: 325 DOB: May 8, 1990 (Age 33)  
 NFL Experience: 11th Year (11th with Eagles) Draft: D1-13 (4th overall) by PHI  
 College: Oklahoma Hometown (HS): Groveton, TX (Groveton)



SUPER BOWL CHAMPION: 2017 (LII) ALL-PRO: 2017, 2021, 2022 PRO BOWL: 2018, 2019, 2020, 2023

## CAREER STATISTICS

Year	Team	GP/S	STARTS		OFF SNAPS	
			LT	RT	No	Pct
2013	Philadelphia	16/16	0	16	1,102	100%
2014	Philadelphia	12/12	0	12	889	76%
2015	Philadelphia	16/16	2	14	1,156	100%
2016	Philadelphia	6/6	0	6	407	36%
2017	Philadelphia	15/15	0	15	964	85%
2018	Philadelphia	15/15	0	15	962	88%
2019	Philadelphia	12/12	0	12	773	65%
2020	Philadelphia	7/7	0	7	404	36%
2021	Philadelphia	13/13	0	13	821	73%
2022	Philadelphia	15/15	0	15	974	83%
<b>Totals</b>		<b>127/127</b>	<b>2</b>	<b>125</b>	---	---

## PLAYOFFS

2013	Philadelphia	1/1	0	1	58	100%
2017	Philadelphia	3/3	0	3	207	100%
2018	Philadelphia	2/2	0	2	119	100%
2019	Philadelphia	0/0	0	0	0	0%
2021	Philadelphia	1/1	0	1	43	65%
2022	Philadelphia	3/3	0	3	202	92%
<b>Totals</b>		<b>10/10</b>	<b>0</b>	<b>10</b>	---	---

## ADDITIONAL STATISTICS

Receiving TDs: 1 - 2021 (1)



## BIRDSEED

- ▶ Opened up about his struggles with anxiety and depression in 2021 ... Aimed to help further the conversation about mental health with professional athletes ... Diagnosed with an anxiety disorder in 2008
- ▶ Co-created the OL Masterminds Summit with his friend and OL guru Duke Manyweather in 2018 ... The annual meeting brings together OL from the NFL and college to discuss the technical and mental aspects of their craft, invest in each other and advance OL appreciation
- ▶ During the 2022 offseason, recorded a Christmas album, entitled "A Philly Special Christmas," with **Jason Kelce** and **Jordan Mailata** ... The album was an instant success, gaining national attention and raising over \$1.25 million for local charities in the Philadelphia area
- ▶ Converted a horse barn on his property into a world-class home gym that is famously known as the "Bro Barn" ... Hosts groups of Eagles and other NFL players for competitive workouts in the offseason
- ▶ Supported Waterboys through the NFL's *My Cause My Cleats* initiative in 2022 ... The organization works to provide clean, accessible drinking water to communities in need ... Has also represented Merging Vets & Players and Feherty's Troops First Foundation through MCMC
- ▶ Began his collegiate career at Kilgore College (TX), where he served as the Rangers' QB playing at a 202-pound weight ... After transferring to Oklahoma as a TE in 2009, he redshirted for one year before playing TE and DE in 2010 ... Later settled in as a RT in 2011 prior to moving to the left side of the OL as a senior during the 2012 campaign

## CAREER HIGHLIGHTS

- ▶ Is a four-time Pro Bowl honoree (2018, '19, '20, '23), three-time Associated Press All-Pro (2017, '21, '22) and Super Bowl LII champion ... In addition, helped Philadelphia earn a berth in Super Bowl LVII
- ▶ Is one of three Eagles OTs to be named to multiple AP All-Pro teams, joining **Jason Peters** (four) and **Bob Brown** (five) ... Selected to the 2nd-most Pro Bowls by an OT in franchise history, behind Peters (seven)
- ▶ Joined **Jason Peters** (2013-16) and **Frank "Bucko" Kilroy** (1953-55) as the only Eagles OTs to earn three consecutive Pro Bowl nods

## NOTES TO KNOW

- ▶ According to PFF, has not allowed a sack since Week 11 of 2020 ... In addition, has not allowed a QB hit since Week 7 of 2021

## 2022 SEASON - EAGLES

- ▶ Earned **Pro Bowl** and AP first-team **All-Pro** recognition after leading an OL that helped the Eagles reach Super Bowl LVII ... Philadelphia established team records in points (477), rushing TDs (T-3rd in NFL history), third-down conversions (45.9%) and red zone TD efficiency (67.8%)
- ▶ Finished as the only NFL tackle to not surrender a sack or a QB hit all year (min. 400 pass-blocking snaps) ... Also collected the 3rd-highest PFF pass-blocking grade (89.8) among the league's tackles



**First job:** Grave digger in high school ... **Biggest pet peeve:** Drivers that take a long time to make a turn ... **Hobbies:** Hunting and fishing ... **Favorite teams/athletes growing up:** Houston Rockets, Green Bay Packers and Brett Favre ... **If he could play another sport, what position/team:** Small forward, Houston Rockets ... **Favorite movie:** *Forrest Gump* ... **Favorite TV show:** *Impractical Jokers* ... **Three favorite throwback jerseys:** Hakeem Olajuwon, Rockets; Michael Vick, Falcons; Bo Jackson, Raiders

#### COLLEGE HIGHLIGHTS

- ▶ As a senior in 2012, started 11 games at LT and garnered third-team All-America honors from *CBSSports.com* and second-team All-Big 12 recognition from the league's coaches ... Anchored a Sooners offense that ranked 12th in the nation with 497.9 yards per game ... Posted 123 knockdowns and led the Big 12 with 19 TD-resulting blocks
- ▶ Started 12 games at RT as a junior in 2011, as Oklahoma ranked 10th nationally in scoring (39.5 ppg), 5th in total offense (512.3 ypg), 5th in passing offense (349.4 ypg) and 7th in fewest sacks allowed (11)
- ▶ Appeared in nine games as a reserve QB at Kilgore College in 2008 ... Completed 32-of-61 (52.5%) attempts for 510 yards, 3 TDs and 7 INTs, while adding 24 yards and 1 TD on 17 rushing attempts

#### TRANSACTIONS

- ▶ **2013** - Drafted by PHI in 1st round (4th overall) ... **7/23/14** - Placed on Reserve/Suspended ... **9/29/14** - Activated from Reserve/Suspended ... **1/29/16** - Signed by PHI to 6-year contract through 2021 ... **10/11/16** - Placed on Reserve/Suspended ... **12/20/16** - Activated from Reserve/Suspended ... **11/29/19** - Signed by PHI to 4-year contract extension ... **7/29/20** - Placed on Reserve/COVID-19 ... **8/11/20** - Activated from Reserve/COVID-19 ... **12/2/20** - Placed on Reserve/Injured ... **3/24/23** - Signed by PHI to new contract



# PATRICK JOHNSON

LINEBACKER | 48



Height: 6-2 Weight: 248 DOB: Jan. 10, 1998 (Age 25)

NFL Experience: 3rd Year (3rd with Eagles) Draft: D7-21 (234th overall) by PHI

College: Tulane Hometown (HS): Chattanooga, TN (Notre Dame)

## CAREER STATISTICS

Year	Team	GP/S	TACKLES				PASS RUSH			INTERCEPTIONS					FUMBLES		DEF SNAPS	
			Total	Solo	Asst	TFL	Sacks	QBH	QBP	Int	Yds	Lg	TD	PD	FF	FR	No	Pct
2021	Philadelphia	17/2	12	7	5	1	0.0	0	1	0	0	--	0	0	0	0	111	10%
2022	Philadelphia	16/0	7	5	2	0	0.0	3	8	0	0	--	0	0	1	1	213	19%
<b>Totals</b>		<b>33/2</b>	<b>19</b>	<b>12</b>	<b>7</b>	<b>1</b>	<b>0.0</b>	<b>3</b>	<b>9</b>	<b>0</b>	<b>0</b>	<b>--</b>	<b>0</b>	<b>0</b>	<b>1</b>	<b>1</b>	<b>---</b>	<b>---</b>

## PLAYOFFS

2021	Philadelphia	1/0	0	0	0	0	0.0	0	0	0	0	--	0	0	0	0	1	1%
2022	Philadelphia	3/0	1	1	0	1	0.0	0	0	0	0	--	0	0	0	0	16	10%
<b>Totals</b>		<b>4/0</b>	<b>1</b>	<b>1</b>	<b>0</b>	<b>1</b>	<b>0.0</b>	<b>0</b>	<b>0</b>	<b>0</b>	<b>0</b>	<b>--</b>	<b>0</b>	<b>0</b>	<b>0</b>	<b>0</b>	<b>---</b>	<b>---</b>

## ADDITIONAL STATISTICS

Special Teams Tackles: 9 - 2021 (5), 2022 (4) Postseason Special Teams Tackles: 1 - 2021 (1)

## CAREER HIGHS

Tackles	5	1/8/22 vs. Dal.
Sacks	--	---
INTs	--	---
PDs	--	---
FFs	1	10/2/22 vs. Jax.
FRs	1	12/11/22 at NYG

**Nicknames:** PJ or Pat ... **Hobbies:** Love to golf and is around a 6-10 handicap ... **Bucket list:** Start his own training gym and also travel to Europe ... **Biggest pet peave:** When someone doesn't live up to their word ... **Biggest influence:** "My father. Me and him, we bonded over football a lot. He actually played in college. Me and him were very, very close and very similar people" ... **Players he models his game after:** Marvin Ingram, Khlil Mack and Von Miller ... **Desired talent:** Ability to play piano ... **If he could play another sport:** Golf on the PGA Tour ... **Favorite TV shows:** Game of Thrones ... **Favorite meal:** Hibachi ... **Favorite athletes growing up:** Derek Jeter

## BIRDSEED

- ▶ Did not participate in the 2020 Famous Idaho Potato Bowl due to the death of his father, Kevin, who passed away unexpectedly while visiting Patrick in New Orleans ... Had a very strong bond with his father, who also played collegiately at Tennessee-Chattanooga as a LT
- ▶ Spent his teenage years routinely scheduling workout sessions with his grandfather, Jerry Fitzgerald, a Vietnam War veteran with a passion for weightlifting ... Considered his grandfather one of his best friends growing up and learned a lot from him on how to train his body
- ▶ Represented Girls on the Run Philadelphia as part of the league's *My Cause My Cleats* initiative ... Girls on the Run Philadelphia helps inspire girls to build their confidence, kindness and decision-making skills

## CAREER HIGHLIGHTS

- ▶ A member of the Eagles' Super Bowl LVII roster in 2022

## 2022 SEASON - EAGLES

- ▶ Played 213 defensive snaps across 16 contests, recording 7 tackles, 3 QB hits, 1 FF and 1 FR ... Also produced 4 special teams tackles

## COLLEGE HIGHLIGHTS

- ▶ Played collegiately at Tulane, where he totaled 135 tackles (92 solo), 40 TFLs, 24.5 sacks, 11 PDs, 6 FFs and 1 FR in 49 career games ... Finished as the Green Wave's all-time sacks leader
- ▶ Garnered first-team All-AAC accolades following his senior campaign in 2020, when he notched 14.5 TFLs and 10.0 sacks
- ▶ As a junior in 2019, started all 13 games and led Tulane's defense in TFLs (8.5) and sacks (4.0) en route to second-team All-AAC honors
- ▶ Played in all 13 contests (12 starts) as a sophomore in 2018 and received All-AAC recognition after leading the team and ranking 2nd in the conference with a career-high 10.5 sacks

## TRANSACTIONS

- ▶ **2021** - Drafted by PHI in 7th round (234th overall)







2022 GAME-BY-GAME STATISTICS (PHI)													
Date	Opp		GP/S	Tot	Solo	Sk	Int	PD	FF	FR	Snaps	Pct	
Sep 11	at Det	W	1/0	0	0	0.0	0	0	0	0	8	12%	
Sep 19	Min	W	1/0	0	0	0.0	0	0	0	0	12	20%	
Sep 25	at Was	W	1/0	0	0	0.0	0	0	0	0	28	36%	
Oct 2	Jax	W	1/0	1	1	0.0	0	0	1	0	4	9%	
Oct 9	at Ari	W	0/0	INACTIVE									
Oct 16	Dal	W	1/0	1	1	0.0	0	0	0	0	15	22%	
Oct 30	Pit	W	1/0	0	0	0.0	0	0	0	0	26	34%	
Nov 3	at Hou	W	1/0	0	0	0.0	0	0	0	0	14	23%	
Nov 14	Was	L	1/0	1	0	0.0	0	0	0	0	18	22%	
Nov 20	at Ind	W	1/0	0	0	0.0	0	0	0	0	5	8%	
Nov 27	GB	W	1/0	0	0	0.0	0	0	0	0	2	4%	
Dec 4	Ten	W	1/0	0	0	0.0	0	0	0	0	12	22%	
Dec 11	at NYG	W	1/0	1	0	0.0	0	0	0	1	14	22%	
Dec 18	at Chi	W	1/0	2	2	0.0	0	0	0	0	15	25%	
Dec 24	at Dal	L	1/0	1	1	0.0	0	0	0	0	8	11%	
Jan 1	NO	L	1/0	0	0	0.0	0	0	0	0	18	26%	
Jan 8	NYG	W	1/0	0	0	0.0	0	0	0	0	14	22%	
<b>Totals</b>			<b>16/0</b>	<b>7</b>	<b>5</b>	<b>0.0</b>	<b>0</b>	<b>0</b>	<b>1</b>	<b>1</b>	<b>213</b>	<b>19%</b>	
PLAYOFFS													
Jan 21	NYG	W	1/0	0	0	0.0	0	0	0	0	7	13%	
Jan 29	SF	W	1/0	1	1	0.0	0	0	0	0	9	20%	
Feb 12	vs. KC	L	1/0	0	0	0.0	0	0	0	0	0	0%	
<b>Totals</b>			<b>3/0</b>	<b>1</b>	<b>1</b>	<b>0.0</b>	<b>0</b>	<b>0</b>	<b>0</b>	<b>0</b>	<b>16</b>	<b>10%</b>	





# RODERICK JOHNSON

TACKLE | 66



Height: 6-7 Weight: 301 DOB: Nov. 28, 1995 (Age 27)

NFL Experience: 5th Year (1st with Eagles) Draft: D5-17 (160th overall) by CLE Acquired: FA-22

College: Florida State Hometown (HS): Florissant, MO (Hazelwood Central)

## CAREER STATISTICS

Year	Team	GP/S	STARTS		OFF SNAPS	
			LT	RT	No	Pct
2018	Houston	1/0	0	0	0	0%
2019	Houston	16/3	0	3	365	34%
2020	Houston	12/3	2	1	245	25%
2021	Miami	0/0	0	0	0	0%
<b>Totals</b>		<b>29/6</b>	<b>2</b>	<b>4</b>	---	---
PLAYOFFS						
2019	Houston	2/0	0	0	17	11%
<b>Totals</b>		<b>2/0</b>	<b>0</b>	<b>0</b>	---	---

## CAREER HIGHLIGHTS

- ▶ Was a member of the Eagles' practice squad during the 2022 season, when Philadelphia made an appearance in Super Bowl LVII

## COLLEGE HIGHLIGHTS

- ▶ Played three seasons at Florida State (2014-16) ... A two-time Jacobs Blocking Trophy recipient, which is awarded annually to the ACC's top blocker ... Also voted a Walter Camp First-Team All-American in 2016 and was a two-time first-team All-ACC honoree (2015-16)
- ▶ Started 31 straight games and blocked for RB **Dalvin Cook**, who set a school record with 1,765 rushing yards in 2016 ... Helped lead Florida State to a College Football Playoff appearance and was named to the *USA Today* Freshman All-America Team in 2014

## TRANSACTIONS

- ▶ **2017** - Drafted by CLE in 5th round (160th overall) ... **9/4/17** - Placed on Reserve/Injured ... **6/19/18** - Waived by CLE ... **6/20/18** - Claimed off waivers by HOU ... **9/1/18** - Waived by HOU ... **9/2/18** - Signed by HOU to practice squad ... **9/12/18** - Elevated by HOU from practice squad for Week 2 at Tennessee ... **10/4/18** - Waived by HOU ... **10/6/18** - Signed by HOU to practice squad ... **12/8/18** - Elevated by HOU from practice squad for Week 14 vs. Indianapolis ... **3/20/20** - Signed by HOU to reserve/future contract ... **4/9/21** - Signed by HOU to reserve/future contract ... **8/13/21** - Placed on Reserve/COVID-19 ... **8/18/21** - Waived by HOU ... **9/20/21** - Signed by MIA to practice squad ... **12/27/21** - Elevated by MIA from practice squad for Week 16 at New Orleans ... **1/19/22** - Signed by KC to practice squad ... **2/2/22** - Signed by KC to reserve/future contract ... **8/27/22** - Waived by KC ... **9/28/22** - Signed by PHI to practice squad ... **11/29/22** - Waived by PHI ... **12/7/22** - Signed by PHI to practice squad ... **2/16/23** - Signed by PHI to reserve/future contract



**Nickname:** Rod ... **Interests:** Social science and computer programming ... **Desired career outside of football:** Work at the Pentagon



# CAM JURGENS

CENTER/GUARD | 51



**Height:** 6-3 **Weight:** 303 **DOB:** Aug. 21, 1999 (Age 23)  
**NFL Experience:** 2nd Year (2nd with Eagles) **Draft:** D2-22 (51st overall) by PHI  
**College:** Nebraska **Hometown (HS):** Beatrice, NE (Beatrice)

## CAREER STATISTICS

			STARTS			OFF SNAPS	
Year	Team	GP/S	LG	C	RG	No	Pct
2022	Philadelphia	17/0	0	0	0	35	3%
<b>Totals</b>		<b>17/0</b>	<b>0</b>	<b>0</b>	<b>0</b>	---	---

PLAYOFFS							
Year	Team	GP/S	LG	C	RG	No	Pct
2022	Philadelphia	3/0	0	0	0	9	4%
<b>Totals</b>		<b>3/0</b>	<b>0</b>	<b>0</b>	<b>0</b>	---	---

**Bucket list:** Play golf at Augusta National and Sandhills ... **Dream job outside of playing football:** "Probably a NASCAR driver, especially when I was a real little kid." ... **Favorite athletes growing up:** "Lavonte David and Ndamukong Suh. I was a big Huskers football fan, so those were guys I looked up to." ... **Favorite movies:** "I've got a lot. I'd put *Warrior* up there. *The Departed* and *Titanic*, both are fire." ... **Favorite TV show:** *Yellowstone* ... **Favorite music:** Jon Pardi, Whiskey Myers, and Zach Bryan ... **Favorite food:** Buffalo wings with ranch



## BIRDSEED

- ▶ Created his own beef jerky business with the assistance of family and friends ... A product of NIL, "Beef Jurgy's Beef Jerky," which is based on his nickname, is a proud distributor of Midwest beef jerky and has a website — beefjurgy.com — that sells homemade food and apparel ... Gave out samples to coaches during his pre-draft interviews
- ▶ Waited for his name to be called during the NFL Draft in the middle of a tornado warning ... 10 minutes before the Eagles contacted him, his phone began vibrating and loud, thunderous booms with a downpour of hail could be heard outside ... As the WiFi kept going in and out of service, his family went downstairs, except for his grandmother, who replied to their pleas, "It's been a great night. I'm not moving." ... When the storm subsided, they rejoined her upstairs to celebrate
- ▶ Grew up on a cattle ranch in Nebraska ... Days after being selected by the Eagles, a video of him practicing his pass-blocking skills against a steer went viral on social media ... Considers a steer's change-of-direction ability greater than any defensive player he faces
- ▶ Has represented the Eagles Autism Foundation through the NFL's *My Cause My Cleats* campaign ... The foundation helps support impactful autism research and care to improve the lives of affected individuals and families while aiming to drive scientific breakthroughs

## CAREER HIGHLIGHTS

- ▶ A member of the Eagles' Super Bowl LVII roster in 2022

## 2022 SEASON - EAGLES

- ▶ Saw action in 17 contests as a rookie, playing in 117 combined snaps (35 offense, 82 special teams) ... Contributed to a unit that produced Eagles records in points (477), rushing TDs (32, T-3rd in NFL history), third-down conversions (45.9%) and red zone TD efficiency (67.8%)

## COLLEGE HIGHLIGHTS

- ▶ Started 31 of 32 career games at Nebraska (2018-21) ... Earned All-Big Ten accolades from the league's coaches and media after his junior season in 2021 ... Became the first Huskers freshman (true or redshirt) to start a game at center since 1972 ... Originally recruited as a TE and appeared in one game at the position ... Gained 45 pounds over the 2019 offseason after being approached about the change

## TRANSACTIONS

- ▶ **2022** - Drafted by PHI in 2nd round (51st overall)





# DALTON KEENE

TIGHT END | 47



**Height:** 6-4 **Weight:** 251 **DOB:** April 14, 1999 (Age 24)

**NFL Experience:** 3rd Year (1st with Eagles) **Draft:** D3c-20 (101st overall) by NE **Acquired:** FA-23

**College:** Virginia Tech **Hometown (HS):** Littleton, CO (Chatfield)

## CAREER STATISTICS

Year	Team	GP/S	RECEIVING					OFF SNAPS	
			Rec	Yds	Avg	Lg	TD	No	Pct
2020	New England	6/0	3	16	5.3	8	0	140	14%
<b>Totals</b>		<b>6/0</b>	<b>3</b>	<b>16</b>	<b>5.3</b>	<b>8</b>	<b>0</b>	---	---

## CAREER HIGHS

<b>Receptions</b>	1	3x, last: 1/3/21 vs. NYJ
<b>Receiving Yards</b>	8	10/25/20 vs. SF
<b>Receiving Long</b>	8	10/25/20 vs. SF
<b>Receiving TDs</b>	--	---



## BIRDSEED

- ▶ Nicknamed "Rambo" by his Virginia Tech teammates and coaches ... With a similar build as well as long hair at the time, there was a resemblance to the character played by Sylvester Stallone ... Also fitting due to his physical play and how much he values the weight room
- ▶ Comes from an athletic family ... His father, Wesley, played at Murray State as a DE ... His brother, Trey, was a two-sport athlete at Northern Colorado, competing in the football and baseball programs
- ▶ Played TE and H-back in college and was a TE, RB and LB at Chatfield (CO) High School ... Originally born in St. Louis, MO

## CAREER HIGHLIGHTS

- ▶ Appeared in 140 offensive snaps over six games as a rookie with the Patriots in 2020 ... Totaled 3 receptions for 16 yards

## 2022 SEASON - EAGLES & BRONCOS

- ▶ Served on Philadelphia's and Denver's practice squads after spending training camp and part of the preseason with New England

## COLLEGE HIGHLIGHTS

- ▶ Registered 748 yards and 8 TDs on 59 receptions during a three-year collegiate career with 39 games played at Virginia Tech (2017-19)
- ▶ Caught 21 passes for 240 yards and 5 TDs as a senior in 2019 ... Finished his junior campaign in 2018 with honorable mention All-ACC accolades after posting a career-high 28 receptions for 341 yards

## TRANSACTIONS

- ▶ **2020** - Drafted by NE in 3rd round (101st overall) ... **11/10/20** - Placed on Reserve/Injured ... **12/5/20** - Activated from Reserve/Injured ... **8/7/21** - Placed on Reserve/Injured ... **12/13/21** - Placed on Reserve/COVID-19 ... **12/21/21** - Activated from Reserve/COVID-19 ... **8/21/22** - Waived by NE ... **9/7/22** - Signed by PHI to practice squad ... **10/4/22** - Released by PHI from practice squad ... **10/15/22** - Signed by DEN to practice squad ... **10/17/22** - Released by DEN from practice squad ... **12/27/22** - Signed by DEN to practice squad ... **1/20/23** - Signed by PHI to reserve/future contract

**First job:** "Worked on a ranch in high school in the summer. We did a little bit of everything – herd cattle, fix fences, mainly stuff like that." ... **Surprisingly good at:** "I'm pretty good at darts." ... **Guilty pleasure:** "Oreos are my weakness." ... **Favorite athlete growing up:** Peyton Manning ... **Favorite movie:** *The Dirt* ... **Favorite TV show:** *The Office* ... **Favorite music artist:** Cody Jinks ... **Favorite pregame song:** "I Gotsta Get Paid" by ZZ Top ... **Favorite food:** Italian food



# JASON KELCE

CENTER | 62



**Height:** 6-3 **Weight:** 295 **DOB:** Nov. 5, 1987 (Age 35)  
**NFL Experience:** 13th Year (13th with Eagles) **Draft:** D6a-11 (191st overall) by PHI  
**College:** Cincinnati **Hometown (HS):** Cleveland, OH (Cleveland Heights)

**SUPER BOWL CHAMPION:** 2017 (LII) **ALL-PRO:** 2017, 2018, 2019, 2021, 2022 **PRO BOWL:** 2015, 2017, 2020, 2021, 2022, 2023

### CAREER STATISTICS

Year	Team	GP/S	STARTS	OFF SNAPS	
			C	No	Pct
2011	Philadelphia	16/16	16	N/A	N/A
2012	Philadelphia	2/2	2	136	12%
2013	Philadelphia	16/16	16	1,095	99%
2014	Philadelphia	12/12	12	828	70%
2015	Philadelphia	16/16	16	1,156	100%
2016	Philadelphia	16/16	16	1,133	100%
2017	Philadelphia	16/16	16	1,079	95%
2018	Philadelphia	16/16	16	1,037	95%
2019	Philadelphia	16/16	16	1,183	100%
2020	Philadelphia	16/16	16	1,124	99%
2021	Philadelphia	17/17	17	993	89%
2022	Philadelphia	17/17	17	1,151	98%
<b>Totals</b>		<b>176/176</b>	<b>176</b>	<b>---</b>	<b>---</b>

### PLAYOFFS

Year	Team	GP/S	C	No	Pct
2013	Philadelphia	1/1	1	58	100%
2017	Philadelphia	3/3	3	207	100%
2018	Philadelphia	2/2	2	119	100%
2019	Philadelphia	1/1	1	69	100%
2021	Philadelphia	1/1	1	66	100%
2022	Philadelphia	3/3	3	210	96%
<b>Totals</b>		<b>11/11</b>	<b>11</b>	<b>---</b>	<b>---</b>

**If he could play another sport, what position/team:** Center for the Philadelphia Flyers ... **First job:** Worked a youth hockey camp when he was 14 years old ... **First football team:** Played LB and FB for the Roxboro Rockets in 7th grade ... **Three items needed on deserted island:** Duct tape, lighter, fishing pole ... **Three favorite throwback jerseys:** Chuck Bednarik, Philadelphia Eagles; Jim Brown, Cleveland Browns; Wayne Gretzky, Edmonton Oilers ... **Pregame ritual:** Listens to Christmas music and combs his beard ... **Favorite movies:** *The Big Lebowski* and *The Last Gladiators* ... **Favorite teams/athletes as a kid:** All Cleveland teams, Michael Jordan, Wayne Gretzky and Jerome Bettis



### BIRDSEED

- ▶ Started a podcast venture with his brother, Chiefs TE **Travis Kelce**, in 2022, entitled *New Heights with Jason & Travis Kelce* ... The show garnered instant success and ranks among the top sports podcasts on Apple and Spotify, claiming the No. 1 spot for many months ... Considered one of football's funniest duos, the Kelces continue to make an impact on the sports media landscape ... The first year of the *New Heights* podcast coincided with Super Bowl LVII, as Jason and Travis became the first brothers to play each other in a Super Bowl
- ▶ During the 2022 offseason, recorded a Christmas album, entitled "A Philly Special Christmas," with **Lane Johnson** and **Jordan Mailata** ... The album was an instant success, gaining national attention and raising over \$1.25 million for local charities in the Philadelphia area
- ▶ Founded the Be Philly Foundation in 2022, which aims to invest in the next generation of Philadelphians ... Part of the foundation's launch included the proceeds of his "Underdog" clothing brand, which notably features the logo of the dog mask that became popular during the Eagles' **Super Bowl LII**-winning postseason run, along with numerous T-shirts sporting caricatures of his current teammates
- ▶ Has provided significant time and resources to benefit the Eagles Autism Foundation over the years ... His wife, Kylie, works in a classroom for children with special needs and she grew up with a neighbor and close friend who was diagnosed with autism ... He is an ambassador to multiple events tied to the Eagles Autism Foundation, including the Eagles Autism Challenge and Huddle Up for Autism events
- ▶ Nominated by the Eagles as their 2021 Walter Payton Man of the Year candidate ... The award is considered the NFL's most prestigious honor and recognizes players who have exhibited excellence on the field as well as a passion to impact the lives of others in their community
- ▶ Dressed in Mummies regalia on the steps of the Philadelphia Museum of Art, closed the Super Bowl LII Parade of Champions with an iconic speech that solidified his unique place in Philadelphia folklore ... Inspired by the "underdog" theme associated with their postseason run, delivered an ode to his teammates and the city's resilient spirit
- ▶ His younger brother, **Travis Kelce** was drafted by Kansas City in 2013 ... His uncle, Don Blalock Jr., played DT for Purdue (1976-77) and his grandfather, Don Blalock, was a member of Ohio's football team

### CAREER HIGHLIGHTS

- ▶ Is a six-time **Pro Bowl** selection (2015, '17, '20, '21, '22, '23), five-time *Associated Press* first-team **All-Pro** (2017, '18, '19, '21, '22) and **Super Bowl LII** champion ... Also guided the Eagles to Super Bowl LVII
- ▶ Is one of only three NFL centers since the 1970 merger to be named first-team All-Pro five times in their career, joining **Dermontti Dawson** (six) and **Mike Webster** (five) ... Dawson and Webster are members of the Pro Football Hall of Fame ... Among that group, Kelce and Webster are the only ones to win a Super Bowl during their career
- ▶ Became the fifth player in franchise history to earn at least five first-team All-Pro honors, joining **Chuck Bednarik** (six), **Reggie White** (six), **Pete Pihos** (five) and **Steve Van Buren** (five)





- ▶ Has received the 2nd-most Pro Bowl nods ever by an Eagles OL (most by a center in team history), trailing only **Jason Peters** (seven)

#### NOTES TO KNOW

- ▶ Has started 139 consecutive regular-season games, which marks the 2nd-longest active streak in the NFL, trailing only **Jake Matthews** (144) ... It also represents the longest streak by an NFL center since **Casey Wiegmann** from 2001-11 (175) ... Kelce's streak is the 2nd-longest in franchise history, behind **Jon Runyan** (144, 2000-08)
- ▶ Ranks 5th in Eagles history with 176 career games (most by an OL), behind **David Akers** (188, 1999-2010), **Brian Dawkins** (183, 1996-2008), **Harold Carmichael** (180, 1971-83) and **Brandon Graham** (178)

#### 2022 SEASON - EAGLES

- ▶ Earned **Pro Bowl** and *AP* first-team **All-Pro** honors after anchoring an offensive unit that helped the team advance to Super Bowl LVII while establishing records in points (477), rushing TDs (T-3rd in NFL history), third-down conversions (45.9%) and red zone offense (67.8%)
- ▶ Produced the 2nd-highest *PFF* pass-blocking grade (82.0) among NFL centers ... Joined **Corey Linsley** as the only centers to not allow a sack or QB hit (min. 250 snaps) ... Also finished with the 2nd-highest *PFF* run blocking grade (89.4) among NFL centers

#### COLLEGE HIGHLIGHTS

- ▶ Played in 47 career games at Cincinnati and started each of his final 38 contests at LG (26) and C (12) ... Started all 12 games at C during his senior season in 2010, earning All-America and first-team All-Big East accolades ... Named All-Big East following the 2008-09 seasons
- ▶ Added more than 40 pounds to his frame in 2007 and transitioned to OL ... Originally joined as a walk-on in 2006, when he received Scout Team Defensive Player of the Year honors as a 240-pound LB

#### TRANSACTIONS

- ▶ **2011** - Drafted by PHI in 6th round (191st overall) ... **9/8/12** - Placed on Reserve/Injured ... **2/27/14** - Signed by PHI to 7-year contract extension ... **3/2/19** - Agreed to terms with PHI on 1-year contract extension ... **1/3/22** - Placed on Reserve/COVID-19 ... **1/7/22** - Activated from Reserve/COVID-19 ... **3/14/23** - Agreed to terms with PHI on 1-year contract





# DENNIS KELLY

## TACKLE



**Height:** 6-8 **Weight:** 321 **DOB:** Jan. 16, 1990 (Age 33)

**NFL Experience:** 11th Year (4th with Eagles) **Draft:** D5-12 (153rd overall) by PHI **Acquired:** FA-Ind-23

**College:** Purdue **Hometown (HS):** Chicago Heights, IL (Marian Catholic)

### CAREER STATISTICS

Year	Team	GP/S	STARTS		OFF SNAPS	
			LT	RT	No	Pct
2012	Philadelphia	13/10	0	10	685	76%
2014	Philadelphia	3/3	3	0	201	100%
2015	Philadelphia	14/2	2	0	394	39%
2016	Tennessee	16/6	6	0	145	14%
2017	Tennessee	16/1	1	0	180	18%
2018	Tennessee	11/5	0	5	376	54%
2019	Tennessee	15/4	4	0	352	38%
2020	Tennessee	16/16	0	16	1,049	98%
2021	Green Bay	10/4	4	0	305	47%
2022	Indianapolis	16/3	3	0	240	22%
<b>Totals</b>		<b>130/54</b>	<b>23</b>	<b>31</b>	---	---

### PLAYOFFS

2017	Tennessee	2/0	0	0	59	43%
2019	Tennessee	3/0	0	2	6	3%
2020	Tennessee	1/1	0	0	51	100%
2021	Green Bay	1/1	0	1	56	100%
<b>Totals</b>		<b>7/2</b>	<b>0</b>	<b>10</b>	---	---

### ADDITIONAL STATISTICS

Postseason Receiving TDs: 1 - 2019 (1)



### BIRDSEED

- ▶ His brother, Tim, is currently the Titans' offensive coordinator ... Following his career at Eastern Illinois where he started 48 games at DT, Tim began coaching after college and entered the NFL ranks in 2014
- ▶ A three-year starter at TE at Marian Catholic (IL) High School, where he was named an all-area selection and team captain as a senior

### CAREER HIGHLIGHTS

- ▶ Has appeared in 130 games (54 starts) during his NFL career, including stints with Philadelphia (2012-15), Tennessee (2016-20), Green Bay (2021) and Indianapolis (2022) ... Originally entered the NFL as a 5th-round draft choice (153rd overall) by the Eagles in 2012
- ▶ Started all 16 contests at RT for the Titans in 2020, blocking for the league's leading rusher, **Derrick Henry**, who amassed 2,027 yards en route to *Associated Press* Offensive Player of the Year honors

### 2022 SEASON - INDIANAPOLIS

- ▶ Saw action in 240 snaps over 16 games (three starts at LT)

### COLLEGE HIGHLIGHTS

- ▶ Played collegiately at Purdue (2008-11), where he was a two-time team co-captain and offensive MVP ... Earned multiple All-Big Ten accolades throughout his career, appearing in 42 games (37 starts) overall
- ▶ Voted All-Big Ten honorable mention as a senior in 2011, starting all 13 games at LT ... Also named an all-conference pick after opening all 12 contests and assisting an OL that set a school record with five consecutive 200+ yard rushing performances as a junior in 2010

### TRANSACTIONS

- ▶ **2012** - Drafted by PHI in 5th round (153rd overall) ... **8/16/16** - Acquired by TEN from PHI in exchange for **Dorial Green-Beckham** ... **7/26/17** - Signed by TEN to multi-year extension ... **3/18/20** - Signed-by TEN to 3-year contract ... **3/16/21** - Released by TEN ... **7/29/21** - Signed by GB ... **1/3/22** - Placed on Reserve/COVID-19 ... **1/4/22** - Activated from Reserve/COVID-19 ... **3/16/20** - Signed by IND ... **8/30/22** - Released by IND ... **8/31/22** - Signed by IND ... **7/25/22** - Signed by PHI

**If he could play another sport:** Would Compete in WWE ... **First job:** Golf caddy ... **If he could be any superhero, he would be:** Batman ... **Favorite Philly Restaurant:** Chickie's & Pete's ... **Favorite movie:** *Forrest Gump* ... **Favorite TV show:** *How I Met Your Mother* ... **Favorite Book:** *To Kill a Mockingbird*



# RICK LOVATO

LONG SNAPPER | 45



**Height:** 6-2 **Weight:** 249 **DOB:** Sept. 9, 1992 (Age 30)  
**NFL Experience:** 7th Year (7th with Eagles) **Draft:** UDFA-15 by CHI **Acquired:** FA-16  
**College:** Old Dominion **Hometown (HS):** Middletown, NJ (Middletown South)

**SUPER BOWL CHAMPION:** 2017 (LII) **PRO BOWL:** 2020

## CAREER STATISTICS

Year	Team	GP	ST	ST Snaps	
			Tackles	No	Pct
2015	Green Bay	2	0	14	3%
2016	Washington	2	0	15	3%
	Philadelphia	3	0	25	6%
	<i>Totals</i>	5	0	---	---
2017	Philadelphia	16	3	149	33%
2018	Philadelphia	16	2	130	30%
2019	Philadelphia	16	4	135	30%
2020	Philadelphia	16	6	122	29%
2021	Philadelphia	17	2	136	30%
2022	Philadelphia	17	3	139	31%
<b>Totals</b>		<b>105</b>	<b>20</b>	---	---

PLAYOFFS					
2015	Green Bay	2	0	17	31%
2017	Philadelphia	3	0	23	32%
2018	Philadelphia	2	0	14	28%
2019	Philadelphia	1	0	6	27%
2021	Philadelphia	1	0	7	25%
2022	Philadelphia	3	1	26	34%
<b>Totals</b>		<b>12</b>	<b>1</b>	---	---

**First job:** Worked at his dad's sub shop ... **Hobbies:** Playing guitar and skateboarding ... **Surprisingly good at:** "I'm probably the most flexible person on the team." ... **Favorite athlete growing up:** Derek Jeter ... **Favorite movie:** *Fast and Furious* ... **Favorite TV show:** *The Office*



## BIRDSEED

- ▶ Worked at his family's deli – Joyce's Subs and Pizza in Lincroft, NJ – while training to earn a spot on an NFL roster after graduating college ... Served as a cashier, washed dishes and helped prepare food
- ▶ Has represented the Eagles Autism Foundation through the NFL's *My Cause My Cleats* campaign ... The foundation helps support impactful autism research and care to improve the lives of affected individuals and families while aiming to drive scientific breakthroughs
- ▶ Has participated in the Twitch Rivals Streamer Bowl ... The tournament teams up NFL stars and streamers to compete in *Fortnite*
- ▶ Became the first Old Dominion alumnus to play in an NFL regular-season game after making his debut with Green Bay in 2015
- ▶ Began long snapping during his freshman year at Middletown (NJ) High School, where he also played C and DL ... Named third-team All-Monmouth County and was an all-conference selection as a senior

## CAREER HIGHLIGHTS

- ▶ A member of the Eagles' Super Bowl LVII roster in 2022
- ▶ Helped **Jake Elliott** register the highest FG percentage (90.9%) in single-season franchise history in 2021 ... Elliott also converted 44-of-44 PATs and finished with a career-high 134 points
- ▶ Named to his first career **Pro Bowl** after helping **Jake Elliott** become the first kicker in Eagles history to start a season with 16 straight FGs in 2019 ... Elliott's 20 consecutive FGs from 12/23/18-12/1/19 marked the 2nd-longest streak in team history, trailing only **Alex Henery** in 2012 (22) ... Became the first Eagles LS to garner a Pro Bowl nod since **Jon Dorenbos** following the 2014 campaign
- ▶ In 2018, snapped for first-year P **Cameron Johnston**, who established team records in gross (48.1) and net (42.7) punting average
- ▶ Served as the Eagles' LS during their **Super Bowl LII**-winning season in 2017 ... Helped **Jake Elliott** kick the most 50+ yard FGs (5) in franchise history, including the longest ever by an Eagle (61 yards)

## 2022 SEASON - EAGLES

- ▶ Appeared in all 17 regular-season games and long snapped for **Jake Elliott**, who tied an Eagles record for most 50+ yard FGs (5) in a single season ... Finished the year with 3 special teams tackles as well

## COLLEGE HIGHLIGHTS

- ▶ Long snapped for Old Dominion in all 50 games during his four-year collegiate career ... Named FCS All-America in 2012

## TRANSACTIONS

- ▶ **2015** - Signed by CHI as UDFA ... **8/31/15** - Waived by CHI ... **12/22/15** - Signed by GB ... **9/3/16** - Waived by GB ... **11/19/16** - Signed by WAS ... **11/29/16** - Waived by WAS ... **12/12/16** - Signed by PHI ... **11/19/19** - Signed by PHI to 4-year contract extension ... **10/25/21** - Released by PHI ... **10/26/21** - Signed by PHI



# AVONTE MADDOX

CORNERBACK | 29



**Height:** 5-9 **Weight:** 184 **DOB:** March 31, 1996 (Age 27)  
**NFL Experience:** 6th Year (6th with Eagles) **Draft:** D4a-18 (125th overall) by PHI  
**College:** Pittsburgh **Hometown (HS):** Detroit, MI (Martin Luther King)

### CAREER STATISTICS

Year	Team	GP/S	TACKLES				PASS RUSH			INTERCEPTIONS					FUMBLES		DEF SNAPS	
			Total	Solo	Asst	TFL	Sacks	QBH	QBP	Int	Yds	Lg	TD	PD	FF	FR	No	Pct
2018	Philadelphia	13/9	32	25	7	1	0.5	1	1	2	23	23	0	4	1	0	540	52%
2019	Philadelphia	12/6	47	38	9	2	1.0	2	3	0	8	8	0	10	1	0	525	51%
2020	Philadelphia	10/8	40	36	4	1	0.0	0	0	0	0	--	0	3	0	0	508	46%
2021	Philadelphia	16/5	71	51	20	5	0.5	3	2	1	-1	-1	0	9	2	0	730	65%
2022	Philadelphia	9/8	43	28	15	3	1.0	2	4	1	2	2	0	3	3	1	457	41%
<b>Totals</b>		<b>60/36</b>	<b>233</b>	<b>178</b>	<b>55</b>	<b>12</b>	<b>3.0</b>	<b>8</b>	<b>10</b>	<b>4</b>	<b>32</b>	<b>23</b>	<b>0</b>	<b>29</b>	<b>7</b>	<b>1</b>	---	---

### PLAYOFFS

2018	Philadelphia	2/2	13	11	2	0	0.0	0	0	0	0	--	0	4	0	0	135	96%
2019	Philadelphia	1/1	3	3	0	1	0.0	0	0	0	0	--	0	0	0	0	60	94%
2021	Philadelphia	1/1	6	3	3	0	0.0	0	0	0	0	--	0	0	0	0	51	70%
2022	Philadelphia	2/1	10	8	2	1	0.0	0	0	0	0	--	0	0	0	0	66	43%
<b>Totals</b>		<b>6/5</b>	<b>32</b>	<b>25</b>	<b>7</b>	<b>2</b>	<b>0.0</b>	<b>0</b>	<b>0</b>	<b>0</b>	<b>0</b>	<b>--</b>	<b>0</b>	<b>4</b>	<b>0</b>	<b>0</b>	---	---

### ADDITIONAL STATISTICS

**Special Teams Tackles:** 5 - 2018 (3), 2021 (2)

### CAREER HIGHS

<b>Tackles</b>	8	6x, last: 9/19/22 vs. Min.
<b>Sacks</b>	1.0	2x, last: 12/24/22 at Dal.
<b>INTs</b>	1	4x, last: 9/19/22 vs. Min.
<b>PDs</b>	3	1/6/19 at Chi. (NFC WC)
<b>FFs</b>	2	12/18/22 at Chi.
<b>FRs</b>	1	10/30/22 vs. Pit.

**Hobbies:** Bowling and playing video games ... **Surprisingly good at:** Playing the piano ... **Favorite movie:** *All About the Benjamins* ... **Favorite TV show:** *The Flash* ... **Favorite music:** R&B, hip-hop ... **Favorite meal:** Crab legs and shrimp ... **If he could play another sport, what position/team:** Shortstop, Detroit Tigers



### BIRDSEED

- ▶ Lived with **Dallas Goedert** during the first four years of his NFL career ... The inseparable duo is famously known for their “big brother, little brother” relationship, which has been captured in Wawa commercials as well as Amazon/NFL Films’ 2019 season of *All or Nothing*
- ▶ Has competed in multiple Twitch Rivals Streamer Bowls ... The tournament teams up NFL stars and streamers to compete in *Fortnite*
- ▶ His journey started on Detroit’s East Side, where his father, Michael, raised him as a single parent living in Avonte’s grandmother’s house ... By the time he entered middle school, his father was able to afford a place of his own for them to live in ... Moved out of his father’s house to stay with his aunt and uncle when he started high school ... His father, aunt and uncle all worked in Detroit’s automobile industry
- ▶ To avoid the potential pitfalls of growing up in a hardened neighborhood, his family kept him occupied with after-school activities, such as football, basketball, baseball, and even piano lessons

### CAREER HIGHLIGHTS

- ▶ A member of the Eagles’ Super Bowl LVII roster in 2022

### NOTES TO KNOW

- ▶ Is tied for the 2nd-most FFs (5) among NFL DBs dating back to 2021, trailing only **Josh Norman** (7) in that category

### 2022 SEASON - EAGLES

- ▶ Registered 43 tackles (28 solo), 3 TFLs, 3 PDs, 3 FFs (career high), 1.0 sack and 1 INT in nine regular-season games (eight starts) ... Finished 2nd among NFL DBs in FFs, behind **Coby Bryant** (4)
- ▶ Made 7 tackles vs. Kansas City in Super Bowl LVII (2/12/23)





2022 GAME-BY-GAME STATISTICS (PHI)												
Date	Opp		GP/S	Tot	Solo	Sk	Int	PD	FF	FR	Snaps	Pct
Sep 11	at Det	W	1/1	3	1	0.0	0	0	0	0	58	84%
Sep 19	Min	W	1/1	8	4	0.0	1	1	0	0	50	82%
Sep 25	at Was	W	1/1	5	2	0.0	0	1	0	0	73	95%
Oct 2	Jax	W	0/0	INACTIVE								
Oct 9	at Ari	W	0/0	INACTIVE								
Oct 16	Dal	W	1/0	2	1	0.0	0	0	0	0	51	76%
Oct 30	Pit	W	1/1	6	6	0.0	0	1	1	1	69	91%
Nov 3	at Hou	W	1/1	3	3	0.0	0	0	0	0	29	48%
Nov 14	Was	L	0/0	RESERVE/INJURED								
Nov 20	at Ind	W	0/0	RESERVE/INJURED								
Nov 27	GB	W	0/0	RESERVE/INJURED								
Dec 4	Ten	W	0/0	RESERVE/INJURED								
Dec 11	at NYG	W	1/1	7	5	0.0	0	0	0	0	49	77%
Dec 18	at Chi	W	1/1	6	3	0.0	0	0	2	0	59	100%
Dec 24	at Dal	L	1/1	3	3	1.0	0	0	0	0	19	26%
Jan 1	NO	L	0/0	INACTIVE								
Jan 8	NYG	W	0/0	INACTIVE								
<b>Totals</b>			<b>9/8</b>	<b>43</b>	<b>28</b>	<b>1.0</b>	<b>1</b>	<b>3</b>	<b>3</b>	<b>1</b>	<b>457</b>	<b>41%</b>
PLAYOFFS												
Jan 21	NYG	W	0/0	INACTIVE								
Jan 29	SF	W	1/0	3	2	0.0	0	0	0	0	19	41%
Feb 12	vs. KC	L	1/1	7	6	0.0	0	0	0	0	47	85%
<b>Totals</b>			<b>2/1</b>	<b>10</b>	<b>8</b>	<b>0.0</b>	<b>0</b>	<b>0</b>	<b>0</b>	<b>0</b>	<b>66</b>	<b>43%</b>



- ▶ Notched 3 tackles, including 2 TFLs, with 2 QB hits and a sack against Cowboys QB **Dak Prescott** at Dallas (12/24/22)
- ▶ Logged 6 tackles and a career-high 2 FFs in the 25-20 win at Chicago (12/18/22) ... One of three NFL DBs to produce multiple FFs in a game that season, joining **Justin Simmons** and **Tavierre Thomas**

**COLLEGE HIGHLIGHTS**

- ▶ One of the top DBs in the ACC during his time at Pitt ... Registered 183 tackles (136 solo), 42 PDs, 8 INTs (including 2 TDs), 7.0 sacks, 3 FFs and 1 FR in 46 career games ... From 2015-17, his 8 INTs led the Panthers and tied for 5th overall in the conference
- ▶ As a senior in 2017, recorded a team-high 11 PDs and 2 INTs ... Also ranked 2nd in the ACC with a team-leading 3 FFs and led all ACC DBs with a career-high 4.0 sacks ... Earned All-ACC honors and was named the ECAC Defensive Player of the Year

**TRANSACTIONS**

- ▶ **2018** - Drafted by PHI in 4th round (125th overall) ... **12/18/20** - Placed on Reserve/Injured ... **11/20/21** - Signed by PHI to 3-year contract extension ... **1/3/22** - Placed on Reserve/COVID-19 ... **1/10/22** - Activated from Reserve/COVID-19 ... **11/14/22** - Placed on Reserve/Injured ... **12/10/22** - Activated from Reserve/Injured



# JORDAN MAILATA

TACKLE | 68

(pronounced my-LOT-uh)

Height: 6-8 Weight: 365 DOB: March 31, 1997 (Age 26)

NFL Experience: 6th Year (6th with Eagles) Draft: D7-18 (233rd overall) by PHI

Hometown (HS): Sydney, Australia (Condell Park)



## CAREER STATISTICS

Year	Team	GP/S	STARTS		OFF SNAPS	
			LT	RT	No	Pct
2018	Philadelphia	0/0	0	0	0	0%
2019	Philadelphia	0/0	0	0	0	0%
2020	Philadelphia	15/10	9	1	731	65%
2021	Philadelphia	14/14	12	2	914	82%
2022	Philadelphia	16/16	16	0	1,026	87%
<b>Totals</b>		<b>45/40</b>	<b>36</b>	<b>3</b>	---	---

PLAYOFFS						
Year	Team	GP/S	LT	RT	No	Pct
2021	Philadelphia	1/1	1	0	66	100%
2022	Philadelphia	3/3	3	0	219	100%
<b>Totals</b>		<b>4/4</b>	<b>4</b>	<b>0</b>	---	---

ADDITIONAL STATISTICS						
Miscellaneous Tackles: 1 - 2022 (1)						

**First job:** McDonald's ... **Hobbies:** Playing guitar ... **Desired talent:** Swimming ... **If he could play another sport:** Horse jockey ... **Player he models his game after:** Jason Peters ... **Favorite athlete growing up:** Usain Bolt ... **Moment left starstruck:** Getting drafted ... **Favorite sports moment:** Winning the Rugby Grand Final when he was 14 years old ... **Favorite quote:** "You think darkness is your ally? I was born in it, molded by it." - Bane, *The Dark Knight Rises* ... **Favorite movies:** *The Lord of the Rings* trilogy and *Star Wars* movies ... **Favorite TV show:** *The Walking Dead* ... **Favorite music:** Everything



## BIRDSEED

- ▶ A former rugby player from Australia who had never played a snap of football prior to being selected by the Eagles in the 2018 NFL Draft
- ▶ Played professional rugby for the South Sydney Rabbitohs, a club that is owned by actor Russell Crowe ... Was not afforded a large salary as a member of the team's second unit ... Earned his keep by waking up at 5 a.m. most mornings to work on a high-end demolition crew
- ▶ Did not initially receive his family's blessing to leave Australia, though they eventually granted permission ... Departed from his home at 20 years old to pursue a career in a sport he had never played before
- ▶ Participated in rigorous training at IMG Academy in Brandenton, FL, as part of the NFL's International Player Pathway Program in 2018
- ▶ Is a talented singer who views music as a form of therapy ... Has gone viral for his singing ability on multiple occasions, including a rendition of Chris Stapleton's "Tennessee Whiskey" during a team meeting
- ▶ Appeared on FOX's *The Masked Singer* during the 2022 offseason, singing undercover as "Thingamabob" ... Was unmasked during the third episode after he performed the songs "Wanted Dead or Alive" by Bon Jovi, "Perfect" by Ed Sheeran, and "Classic" by MKTO
- ▶ During the 2022 offseason, recorded a Christmas album, entitled "A Philly Special Christmas," with **Lane Johnson** and **Jason Kelce** ... The album was an instant success, gaining national attention and raising over \$1.25 million for local charities in the Philadelphia area
- ▶ Opened for Ne-Yo at a concert in Philadelphia in July 2022
- ▶ Has built an inseperable friendship with **Landon Dickerson** ... Served as the best man at Dickerson's wedding during the 2023 offseason
- ▶ Represented the American Association for Cancer Research through the NFL's *My Cause My Cleats* initiative ... The AACR aims to prevent and cure cancer through research, education, communication, collaboration, science policy and advocacy ... Chose to support AACR due to his fiancée's mother, who is a colon cancer survivor

## CAREER HIGHLIGHTS

- ▶ A key contributor on an Eagles OL that helped the team advance to Super Bowl LVII in 2022 ... Also voted a Pro Bowl alternate

## 2022 SEASON - EAGLES

- ▶ Started 16 games at LT for a unit that contributed to the Eagles' Super Bowl LVII appearance ... Blocked for an offense that established team records in points (477), rushing TDs (T-3rd in NFL history), third-down conversion rate (45.9%) and red zone TD efficiency (67.8%)

## TRANSACTIONS

- ▶ **2018** - Drafted by PHI in 7th round (233rd overall) ... **12/14/18** - Placed on Reserve/Injured ... **9/21/19** - Placed on Reserve/Injured ... **7/29/20** - Placed on Reserve/COVID-19 ... **8/13/20** - Activated from Reserve/COVID-19 ... **9/11/21** - Signed by PHI to 4-year contract extension



# MARCUS MARIOTA

## QUARTERBACK | 8



**Height:** 6-4 **Weight:** 223 **DOB:** Oct. 30, 1993 (Age 29)  
**NFL Experience:** 8th Year (1st with Eagles) **Draft:** D1-15 (2nd overall) by TEN **Acquired:** FA-23  
**College:** Oregon **Hometown (HS):** Honolulu, HI (Saint Louis)

### CAREER STATISTICS

Year	Team	GP/S	PASSING										RUSHING					OFF SNAPS	
			Att	Cmp	Pct	Yds	Y/A	TD	Int	Lg	Sk/Yds	Rate	Att	Yds	Avg	Lg	TD	No	Pct
2015	Tennessee	12/12	370	230	62.2	2,818	7.6	19	10	61t	38/258	91.5	34	252	7.4	87t	2	733	71%
2016	Tennessee	15/15	451	276	61.2	3,426	7.6	26	9	60	23/156	95.6	60	349	5.8	41	2	964	91%
2017	Tennessee	15/15	453	281	62.0	3,232	7.1	13	15	75t	27/173	79.3	60	312	5.2	34t	5	943	92%
2018	Tennessee	14/13	331	228	68.9	2,528	7.6	11	8	61t	42/243	92.3	64	357	5.6	27	2	775	79%
2019	Tennessee	7/6	160	95	59.4	1,203	7.5	7	2	75t	25/162	92.3	24	129	5.4	15	0	354	36%
2020	Las Vegas	1/0	28	17	60.7	226	8.1	1	1	35t	0/0	83.3	9	88	9.8	26	1	65	6%
2021	Las Vegas	10/0	2	1	50.0	4	2.0	0	0	4	0/0	56.3	13	87	6.7	31	1	24	2%
2022	Atlanta	13/13	300	184	61.3	2,219	7.4	15	9	75t	28/195	88.2	85	438	5.2	30	4	776	74%
<b>Totals</b>		<b>87/74</b>	<b>2,095</b>	<b>1,312</b>	<b>62.6</b>	<b>15,656</b>	<b>7.5</b>	<b>92</b>	<b>54</b>	<b>75t</b>	<b>183/1,187</b>	<b>89.3</b>	<b>349</b>	<b>2,012</b>	<b>5.8</b>	<b>87t</b>	<b>17</b>	<b>---</b>	<b>---</b>

### PLAYOFFS

2017	Tennessee	2/2	68	41	60.3	459	6.8	4	1	36	10/62	93.9	12	83	6.9	17	0	137	100%
2019	Tennessee	3/0	1	1	100.0	4	4.0	0	0	4	0/0	83.3	1	5	5.0	5	0	3	2%
2021	Las Vegas	1/0	0	0	---	0	---	0	0	--	0/0	---	0	0	---	--	0	0	0%
<b>Totals</b>		<b>6/2</b>	<b>69</b>	<b>42</b>	<b>60.9</b>	<b>463</b>	<b>6.7</b>	<b>4</b>	<b>1</b>	<b>36</b>	<b>10/62</b>	<b>94.1</b>	<b>13</b>	<b>88</b>	<b>6.8</b>	<b>17</b>	<b>0</b>	<b>---</b>	<b>---</b>

### ADDITIONAL STATISTICS

**Fumbles/Lost:** 42/17 - 2015 (10/6), 2016 (9/5), 2017 (2/1), 2018 (9/2), 2019 (3/0), 2021 (1/0), 2022 (8/3) **Receptions:** 2-62-1 - 2015 (1-41-1), 2018 (1-21)

**Receptions:** 2-62-1 - 2015 (1-41-1), 2018 (1-21) **Postseason Receptions:** 1-6-1 - 2017 (1-6-1)

### CAREER HIGHS

<b>Pass Attempts</b>	44	2x, last: 11/12/17 vs. Cin
<b>Completions</b>	30	9/30/18 vs. Phi.
<b>Passing Yards</b>	371	11/8/15 at NO
<b>Yards/Attempt</b>	13.9	9/13/15 at TB
<b>Passing Long</b>	75t	3x, last: 10/23/22 at Cin.
<b>Passing TDs</b>	4	3x, last: 11/13/16 vs. GB
<b>Completion %</b>	95.7	11/26/18 at Hou.
<b>Passer Rating</b>	158.3	9/13/15 at TB
<b>Rush Attempts</b>	13	11/20/22 vs. Chi.
<b>Rushing Yards</b>	112	12/6/15 vs. Jax.
<b>Rushing Long</b>	87t	12/6/15 vs. Jax.
<b>Rushing TDs</b>	2	10/1/17 at Hou.

### BIRDSEED

- ▶ Is extremely proud of his Hawaiian and Samoan roots ... Lives by 'Fa'a Samoa,' or the 'Samoan Way,' which promotes humility, respect and focus on the achievements of your community over oneself ... Credits his parents – a Samoan father, Toa, and Hawaii-raised mother, Alana – for instilling those core values in him ... Passionately aims to inspire the next generation of Hawaiian and Polynesian athletes
- ▶ He and his wife, Kiyomi, welcomed their first child, Makaia, in 2022
- ▶ Founded the Motiv8 Foundation with his parents ... Awards donations towards healthy lifestyle programs ... The organization's goals are to provide educational and athletic outlets for children, distribute food and supplies to those in need, and give back to communities
- ▶ Admits that he is a "sneaker-head" and says he owns more than 200 pairs of sneakers ... Supported Shoes That Fit through the NFL's My Cause My Cleats campaign during the 2022 season ... Shoes That Fit works to provide kids in need with new athletic shoes, giving them the confidence they need to step forward into a brighter future
- ▶ Has a number of key connections on the Eagles' coaching staff and roster ... QBs coach **Alex Tanney** was his backup with the Titans from 2015-17 ... During that stretch, TEs coach **Jason Michael** was his QBs coach and offensive coordinator ... Also played alongside **A.J. Brown** with the Titans in 2019 ... Special teams coordinator **Michael Clay** was his teammate at Oregon in 2012, when run game specialist/assistant TEs coach **T.J. Paganetti** was an offensive intern (QBs)







2022 GAME-BY-GAME STATISTICS (ATL)

Date	Opp	GP/S	PASSING										RUSHING					OFF SNAPS		
			Att	Cmp	Pct	Yds	Y/A	TD	Int	Lg	Sk/Yds	Rate	Att	Yds	Avg	Lg	TD	No	Pct	
Sep 11	NO	L	1/1	33	20	60.6	215	6.5	0	0	31	0/0	79.7	12	72	6.0	16	1	75	100%
Sep 18	at LAR	L	1/1	26	17	65.4	196	7.5	2	2	39	3/25	81.6	6	16	2.7	10	0	61	100%
Sep 25	at Sea	W	1/1	20	13	65.0	229	11.5	1	1	30	3/22	99.8	7	4	0.6	6	1	57	100%
Oct 2	Cle	W	1/1	19	7	36.8	139	7.3	0	1	42	1/8	41.3	5	3	0.6	8	0	55	100%
Oct 9	at TB	L	1/1	25	14	56.0	147	5.9	1	0	20	5/37	86.6	7	61	8.7	23	0	66	100%
Oct 16	SF	W	1/1	14	13	92.9	129	9.2	2	0	37	2/8	144.6	6	50	8.3	20	1	58	100%
Oct 23	at Cin	L	1/1	13	8	61.5	124	9.5	1	0	75t	3/17	118.8	6	31	5.2	11	0	47	100%
Oct 30	Car	W	1/1	28	20	71.4	253	9.0	3	2	47t	2/14	105.2	6	43	7.2	30	0	67	100%
Nov 6	LAC	L	1/1	23	12	52.2	129	5.6	0	0	24	2/15	68.9	5	24	4.8	6	0	61	100%
Nov 10	at Car	L	1/1	30	19	63.3	186	6.2	2	1	28	5/33	89.0	3	43	14.3	26	0	63	100%
Nov 20	Chi	W	1/1	20	13	65.0	131	6.6	1	0	19	0/0	100.2	13	25	1.9	10t	1	55	100%
Nov 27	at Was	L	1/1	25	15	60.0	174	7.0	1	1	45	1/9	77.8	6	49	8.2	14	0	57	100%
Dec 4	Pit	L	1/1	24	13	54.2	167	7.0	1	1	37	1/7	72.7	3	17	5.7	9	0	54	100%
Dec 18	at NO	L	0/0	RESERVE/INJURED																
Dec 24	at Bal	L	0/0	RESERVE/INJURED																
Jan 1	Ari	W	0/0	RESERVE/INJURED																
Jan 8	TB	W	0/0	RESERVE/INJURED																
<b>Totals</b>			<b>13/13</b>	<b>300</b>	<b>184</b>	<b>61.3</b>	<b>2,219</b>	<b>7.4</b>	<b>15</b>	<b>9</b>	<b>75t</b>	<b>28/195</b>	<b>88.2</b>	<b>85</b>	<b>438</b>	<b>5.2</b>	<b>30</b>	<b>4</b>	<b>776</b>	<b>74%</b>

MOST PASSING YARDS

Date	Opponent	Yds
11/8/15	at New Orleans Saints (W, 34-28)	371
9/27/15	vs. Indianapolis Colts (L, 33-35)	367
9/30/18	vs. Philadelphia Eagles (W, 26-23)	344
11/6/16	at San Diego Chargers (L, 35-43)	313
11/16/17	at Pittsburgh Steelers (L, 17-40)	306
10/16/17	vs. Indianapolis Colts (W, 36-22)	306

MOST PASSING TOUCHDOWNS

Date	Opponent	TD
11/13/16	vs. Green Bay Packers (W, 47-25)	4
11/8/15	at New Orleans Saints (W, 34-28)	4
9/13/15	at Tampa Bay Buccaneers (W, 42-14)	4



CAREER HIGHLIGHTS

- ▶ Spent the first five years of his career with the Titans and finished his time in Tennessee as the franchise's all-time leader in passer rating (89.6), completion percentage (62.9%) and yards per attempt (7.5)
- ▶ Owns the Titans' single-season record with a 68.9% completion percentage in 2018 ... Also set the team single-game mark with a 95.7% (22-of-23) completion percentage on 11/26/18 at Houston

2022 SEASON - FALCONS

- ▶ Started 13 games and threw for 2,219 yards (7.4 avg.), 15 TDs, 9 INTs and an 88.2 passer rating after completing 184-of-300 (61.3%) passes ... Additionally rushed 85 times for 438 yards (5.2 avg.) and 4 TDs
- ▶ Finished 10th in yards per attempt (7.4) ... His 5.2 rushing average was the highest by a Falcons QB since **Michael Vick** in 2006 (8.5)

COLLEGE HIGHLIGHTS

- ▶ Played collegiately at Oregon (2011-14), where he became the most decorated player in school history ... Completed 66.8% of his passes for 10,796 yards and 105 TDs, while also registering 2,237 yards on the ground with 29 TDs ... Established program records in QB wins (36), passing yards and passing TDs ... Became the first player in conference history to be named first-team All-Pac-12 on three occasions
- ▶ Voted the 2014 Heisman Trophy winner after throwing for 4,454 yards and 42 TDs and rushing for 770 yards and 15 TDs ... Led Oregon to an appearance in the first ever CFP National Championship Game ... Received the Davey O'Brien and Johnny Unitas Golden Arm Awards, which are presented annually to the nation's top QB

TRANSACTIONS

- ▶ **2015** - Drafted by TEN in 1st round (2nd overall) ... **12/27/16** - Placed on Reserve/Injured ... **3/18/20** - Agreed to terms with LV on 2-year contract ... **9/7/20** - Placed on Reserve/Injured ... **10/20/20** - Activated from Reserve/Injured ... **9/18/21** - Placed on Reserve/Injured ... **10/16/21** - Activated from Reserve/Injured ... **12/26/21** - Placed on Reserve/COVID-19 ... **12/31/21** - Activated from Reserve/COVID-19 ... **3/25/22** - Agreed to terms with ATL on 2-year contract ... **12/14/22** - Placed on Reserve/Injured ... **2/28/23** - Released by ATL ... **3/17/23** - Agreed to terms with PHI on 1-year contract



# TRISTIN MCCOLLUM

SAFETY | 36

**Height:** 6-3 **Weight:** 195 **DOB:** May 5, 1999 (Age 24)

**NFL Experience:** 1st Year (1st with Eagles) **Draft:** UDFA-22 by HOU **Acquired:** FA-23

**College:** Sam Houston State **Hometown (HS):** Galveston, TX (Ball)



## BIRDSEED

- ▶ Has an identical twin brother, Zyon, who was selected by the Tampa Bay Buccaneers in the 5th round (157th overall) of the 2022 NFL Draft ... Both brothers verbally committed to play college football at Utah before deciding to attend Sam Houston State to be closer to home

## CAREER HIGHLIGHTS

- ▶ Entered the NFL as a UDFA with the Texans in 2022 ... Spent his rookie year on Houston's practice squad before joining the Eagles

## 2022 SEASON - TEXANS

- ▶ Spent the entirety of the campaign on Houston's practice squad after originally joining the Texans as an undrafted rookie

## COLLEGE HIGHLIGHTS

- ▶ A four-year starter at Sam Houston State who posted 229 tackles, 20 PDs, 12 TFLs, 4.0 sacks, 3 INTs and 1 blocked kick in 57 games
- ▶ Helped lead the Bearkats to an FCS National Championship in 2021 ... Earned All-WAC second-team accolades after recording a career-high 52 tackles in nine games ... Voted second-team all-conference as a junior when he produced 50 tackles with 4 PDs and 2 INTs

## TRANSACTIONS

- ▶ **2022** - Signed by HOU as UDFA ... **8/30/22** - Waived by HOU ... **8/31/22** - Signed by HOU to practice squad ... **1/18/23** - Signed by PHI to future/reserve contract



# TANNER MCKEE

## QUARTERBACK | 10



**Height:** 6-6 **Weight:** 231 **DOB:** April 27, 2000 (Age 23)  
**NFL Experience:** Rookie (1st with Eagles) **Draft:** D6-23 (188th overall) by PHI  
**College:** Stanford **Hometown (HS):** Corona, CA (Centennial)

### COLLEGE STATISTICS

Year	Team	GP/S	PASSING										RUSHING					OFF SNAPS	
			Att	Cmp	Pct	Yds	Y/A	TD	Int	Lg	Sk/Yds	Rate	Att	Yds	Avg	Lg	TD	No	Pct
2020	Stanford	1/0	7	3	43.0	62	8.9	0	0	46	---	117.3	0	0	---	--	0	---	---
2021	Stanford	10/9	315	206	65.0	2327	7.4	15	7	56	---	138.7	61	4	0.1	30	4	---	---
2022	Stanford	12/12	426	264	62.0	2947	6.9	13	8	78	---	126.4	74	-90	-1.2	19	2	---	---
<b>Totals</b>		<b>23/21</b>	<b>748</b>	<b>473</b>	<b>63.0</b>	<b>5336</b>	<b>7.1</b>	<b>28</b>	<b>15</b>	<b>78</b>	<b>---</b>	<b>131.5</b>	<b>135</b>	<b>-86</b>	<b>-0.6</b>	<b>30</b>	<b>6</b>	<b>---</b>	<b>---</b>

**Hobbies:** Golf, ping-pong, spikeball ... **First job:** Mowed lawns for elderly people in his neighborhood in high school ... **Bucket list:** Play golf at Pebble Beach, visit The Colosseum and Rio de Janeiro statue ... **Surprisingly good at:** Speaking Portuguese and is "pretty good" at playing pickleball ... **Desired talent:** Piano ... **If he could own a business:** "I love private equity (interned with a firm while at Stanford). It also would be cool to invent something that would be able to help other people or save lives or help the military." ... **Karaoke song of choice:** "Ain't No Mountain High Enough" by Marvin Gaye and Tammi Terrell ... **Favorite TV shows:** *The Office*, *Game of Thrones* ... **Favorite movies:** *Gladiator*, *Rudy* ... **Favorite meal:** Chicken parmesan

### BIRDSEED

- ▶ Overcame cancer when he was 16 years old ... Diagnosed with melanoma, a serious form of skin cancer, after his mother noticed a concerning mole on his face ... Had surgery to remove the mole and, as a precaution, doctors removed two lymph nodes in his neck
- ▶ Before his Stanford career began, took a two-year pause from football in order to complete his missionary service for the Church of Jesus Christ of Latter-Day Saints in Curitiba, Brazil ... During that 21-month experience, he learned how to read and speak Portuguese
- ▶ Previously had an opportunity to play with **Jalen Hurts** at Alabama ... A four-star prospect who was recruited by the Crimson Tide in 2017, visited Tuscaloosa on a weekend when Hurts beat LSU

### COLLEGE HIGHLIGHTS

- ▶ A team captain who started 21 of 23 career games at Stanford (2020-22), where he completed 473-of-748 (63.0%) passes for 5,336 yards (7.1 avg.), 28 TDs, 15 INTs and a 131.5 passer efficiency rating
- ▶ In 2022, totaled the 9th-most passing yards (2,947) in single-season program history, averaging 245.6 yards per game with 13 TDs ... In his first year as a starter in 2021, set the school freshman record with 19 total TDs en route to All-Pac-12 honorable mention accolades

### TRANSACTIONS

- ▶ **2023** - Drafted by PHI in 6th round (188th overall)







# ZECH MCPHEARSON

CORNERBACK | 27

(pronounced ZACK)

**Height:** 5-11 **Weight:** 191 **DOB:** March 21, 1998 (Age 25)  
**NFL Experience:** 3rd Year (3rd with Eagles) **Draft:** D4-21 (123rd overall) by PHI  
**College:** Texas Tech **Hometown (HS):** Upper Marlboro, MD (Riverdale Baptist)



## CAREER STATISTICS

Year	Team	GP/S	TACKLES				PASS RUSH			INTERCEPTIONS					FUMBLES		DEF SNAPS	
			Total	Solo	Asst	TFL	Sacks	QBH	QBP	Int	Yds	Lg	TD	PD	FF	FR	No	Pct
2021	Philadelphia	16/1	12	5	7	0	0.0	0	0	0	0	--	0	1	0	0	179	16%
2022	Philadelphia	17/0	5	5	0	1	1.0	1	0	0	0	--	0	1	0	0	99	9%
<b>Totals</b>		<b>33/1</b>	<b>17</b>	<b>10</b>	<b>7</b>	<b>1</b>	<b>1.0</b>	<b>1</b>	<b>0</b>	<b>0</b>	<b>0</b>	<b>--</b>	<b>0</b>	<b>2</b>	<b>0</b>	<b>0</b>	<b>---</b>	<b>---</b>

## PLAYOFFS

2021	Philadelphia	1/0	0	0	0	0	0.0	0	0	0	0	--	0	0	0	0	0	0%
2022	Philadelphia	3/0	1	0	1	0	0.0	0	0	0	0	--	0	0	0	0	9	6%
<b>Totals</b>		<b>4/0</b>	<b>1</b>	<b>0</b>	<b>1</b>	<b>0</b>	<b>0.0</b>	<b>0</b>	<b>0</b>	<b>0</b>	<b>0</b>	<b>--</b>	<b>0</b>	<b>0</b>	<b>0</b>	<b>0</b>	<b>---</b>	<b>---</b>

## ADDITIONAL STATISTICS

**Special Teams Tackles:** 13 - 2021 (4), 2022 (9) **Postseason Special Teams Tackles:** 1 - 2022 (1)

## CAREER HIGHS

<b>Tackles</b>	5	11/7/21 vs. LAC
<b>Sacks</b>	1.0	1/8/23 vs. NYG
<b>INTs</b>	--	---
<b>PDs</b>	1	2x, last: 9/19/22 vs. Min.
<b>FFs</b>	--	---
<b>FRs</b>	--	---

**Hobbies:** Backpacking (has done this in places such as Hawaii and Texas and would like to go to Arizona next) ... **Bucket list:** Travel to Morocco ... **Surprisingly good at:** Baseball. "I was thinking about going to Penn State to play." ... **Desired talent:** Being multilingual ... **Biggest influence on his life:** His grandfather. "He was a hardworking guy and laid the foundation in terms of making sure his immediate family was taken care of. He was a good mentor." ... **If he could play another sport, what position/team:** Shooting guard, Los Angeles Lakers ... **Pre-game ritual:** Listens to a playlist he created called "Vibes" (calming R&B music) ... **If he could choose any karaoke song:** "Moving On" - Rod Wave ... **Favorite TV show:** *Schitt's Creek* ... **Favorite movie:** *John Wick* ... **Favorite athlete growing up:** Carl Crawford

## BIRDSEED

- ▶ Comes from a family full of athletes ... Is the son of Gerrick and Kim McPhearson ... Has six brothers (Gerrick Jr., Derrick, Emmanuel, Jeremiah, Matthew and Joshua) and a sister (Kimberly)
- ▶ His father, Gerrick, played at Boston College and earned a tryout with the New England Patriots in 1988 ... His mother, Kim, played RB and OL in the National Women's Football League ... Gerrick Jr. played DB at Maryland and was drafted by the New York Giants in 2006 ... Derrick played WR at Illinois and spent time in the Milwaukee Brewers' minors ... Emmanuel played DB at New Mexico ... Matthew was selected in the 4th round of the 2013 MLB Draft and spent six years in the New York Yankees' and Arizona Diamondbacks' farm system before switching to football at Texas Tech ... Jeremiah played football at Indiana University of Pennsylvania ... Joshua played RB at Penn State prior to a stint in the CFL in 2018 ... Kimberly played soccer at UW-Green Bay
- ▶ During the 2023 offseason, hosted a 7-on-7 football tournament with **Milton Williams** to support Philadelphia-area high school programs
- ▶ Has represented the Eagles Autism Foundation through the NFL's *My Cause My Cleats* campaign ... The foundation helps support impactful autism research and care to improve the lives of affected individuals and families while aiming to drive scientific breakthroughs

## CAREER HIGHLIGHTS

- ▶ A member of the Eagles' Super Bowl LVII roster in 2022

## NOTES TO KNOW

- ▶ Has led Philadelphia in special teams snaps in consecutive seasons, accomplishing the feat in 2021 (325) and 2022 (362)

## 2022 SEASON - EAGLES

- ▶ Led the Eagles in special teams tackles (9) and special teams snaps (362) ... Also produced 5 total tackles, 1.0 sack, 1 PD and 1 TFL
- ▶ Stopped a fake FG attempt by bringing down Giants holder **Jamie Gillan** to set up the Eagles at the 40-yard line during the first quarter of the 22-16 victory vs. N.Y. Giants (1/8/23) ... Marked his first career sack





2022 GAME-BY-GAME STATISTICS (PHI)												
Date	Opp		GP/S	Tot	Solo	Sk	Int	PD	FF	FR	Snaps	Pct
Sep 11	at Det	W	1/0	0	0	0.0	0	0	0	0	0	0%
Sep 19	Min	W	1/0	0	0	0.0	0	1	0	0	12	20%
Sep 25	at Was	W	1/0	3	3	0.0	0	0	0	0	16	21%
Oct 2	Jax	W	1/0	0	0	0.0	0	0	0	0	44	94%
Oct 9	at Ari	W	1/0	0	0	0.0	0	0	0	0	0	0%
Oct 16	Dal	W	1/0	0	0	0.0	0	0	0	0	0	0%
Oct 30	Pit	W	1/0	0	0	0.0	0	0	0	0	0	0%
Nov 3	at Hou	W	1/0	0	0	0.0	0	0	0	0	0	0%
Nov 14	Was	L	1/0	0	0	0.0	0	0	0	0	0	0%
Nov 20	at Ind	W	1/0	0	0	0.0	0	0	0	0	0	0%
Nov 27	GB	W	1/0	0	0	0.0	0	0	0	0	3	6%
Dec 4	Ten	W	1/0	1	1	0.0	0	0	0	0	12	22%
Dec 11	at NYG	W	1/0	0	0	0.0	0	0	0	0	12	19%
Dec 18	at Chi	W	1/0	0	0	0.0	0	0	0	0	0	0%
Dec 24	at Dal	L	1/0	0	0	0.0	0	0	0	0	0	0%
Jan 1	NO	L	1/0	0	0	0.0	0	0	0	0	0	0%
Jan 8	NYG	W	1/0	1	1	1.0	0	0	0	0	0	0%
<b>Totals</b>			<b>17/0</b>	<b>5</b>	<b>5</b>	<b>1.0</b>	<b>0</b>	<b>1</b>	<b>0</b>	<b>0</b>	<b>99</b>	<b>9%</b>
PLAYOFFS												
Jan 21	NYG	W	1/0	0	0	0.0	0	0	0	0	5	10%
Jan 29	SF	W	1/0	1	0	0.0	0	0	0	0	4	9%
Feb 12	vs. KC	L	1/0	0	0	0.0	0	0	0	0	0	0%
<b>Totals</b>			<b>3/0</b>	<b>1</b>	<b>0</b>	<b>0.0</b>	<b>0</b>	<b>0</b>	<b>0</b>	<b>0</b>	<b>9</b>	<b>6%</b>



- ▶ Earned **NFC Special Teams Player of the Week** recognition after he totaled a career-high-tying 2 special teams tackles and recovered a surprise onside kick in the third quarter that set up a scoring drive in the 38-35 victory at Det. (9/11/22) ... Became the first Eagle to win the honor on kickoff weekend since **DeSean Jackson** in 2009

**COLLEGE HIGHLIGHTS**

- ▶ Recorded 120 tackles, 14 PDs, 4 INTs and 3 FRs in 46 career games between Texas Tech (2019-20) and Penn State (2017-18)
- ▶ Played in all 10 games (nine starts) as a senior team captain in 2020, leading Texas Tech with 4 INTs and 2 FRs (each were the 2nd-most by a Red Raider since 2000) ... Also registered 53 tackles and 6 PDs
- ▶ Started all 12 games as a junior in 2019 and notched 51 tackles (42 solo) and 5 PDs (T-1st on the team) ... Became just the second Texas Tech player since 2000 to block 2 kicks on special teams
- ▶ Saw action in 13 contests as a sophomore at Penn State ... Also competed in 11 games as a redshirt freshman

**TRANSACTIONS**

- ▶ **2021** - Drafted by PHI in 4th round (123rd overall)



# NICHOLAS MORROW

LINEBACKER | 41



Height: 6-0 Weight: 225 DOB: July 10, 1995 (Age 28)

NFL Experience: 6th Year (1st with Eagles) Draft: UDFA-17 by OAK Acquired: FA-Chi-23

College: Greenville Hometown (HS): Huntsville, AL (Huntsville)

## CAREER STATISTICS

Year	Team	GP/S	TACKLES				PASS RUSH			INTERCEPTIONS					FUMBLES		DEF SNAPS	
			Total	Solo	Asst	TFL	Sacks	QBH	QBP	Int	Yds	Lg	TD	PD	FF	FR	No	Pct
2017	Oakland	16/5	57	37	20	5	0.0	2	3	0	0	--	0	4	0	0	552	53%
2018	Oakland	16/5	37	26	11	5	1.0	3	6	0	0	--	0	3	1	0	416	41%
2019	Oakland	16/8	67	49	18	2	0.0	4	4	1	11	11	0	4	0	0	728	70%
2020	Las Vegas	14/11	76	60	16	8	3.0	6	9	1	6	6	0	9	1	1	723	66%
2022	Chicago	17/17	116	83	33	11	0.0	0	4	1	5	5	0	2	0	0	1,086	99%
<b>Totals</b>		<b>79/46</b>	<b>353</b>	<b>255</b>	<b>98</b>	<b>31</b>	<b>4.0</b>	<b>15</b>	<b>26</b>	<b>3</b>	<b>22</b>	<b>11</b>	<b>0</b>	<b>22</b>	<b>2</b>	<b>1</b>	<b>---</b>	<b>---</b>

## ADDITIONAL STATISTICS

Special Teams Tackles: 17 - 2017 (3), 2018 (6), 2019 (6), 2020 (2)

## CAREER HIGHS

Tackles	11	2x, last: 12/18/22 vs. Phi.
Sacks	1.0	4x, last: 1/3/21 at Den.
INTs	1	3x, last: 12/24/22 vs. Buf.
PDs	2	3x, last: 12/13/20 vs. Ind.
FFs	1	2x, last: 11/15/20 vs. Den.
FRs	1	11/1/20 at Cle.



## BIRDSEED

- ▶ Attended Greenville University, a Division III school in Illinois ... Is the only alumnus from Greenville to play in the NFL
- ▶ Has previously represented The Simple Room through the NFL's My Cause My Cleats campaign ... Based in Greenville, IL, The Simple Room is a youth developmental center that acts as an after-school program to provide students access to snacks, tutoring and Bible lessons
- ▶ Started out as a band member in middle school before he joined the football program ... Played on the OL until his senior year
- ▶ Born in St. Louis, MO, before he moved to Alabama

## CAREER HIGHLIGHTS

- ▶ Spent the first five years of his NFL career with the Oakland/Las Vegas Raiders (2017-20) and Chicago Bears (2022) ... Became the Bears' full-time starter at LB in 2022, posting a career-high 116 tackles

## 2022 SEASON - BEARS

- ▶ Led Chicago's defense with a career-high 116 tackles (83 solo) ... Also paced the Bears with 1,086 defensive snaps played ... Added a career-best 11 TFLs with 2 PDs, 1 INT as well as 4 pressures
- ▶ Notched 8 tackles, 1 INT and 1 PD vs. Buffalo (12/24/22)

## COLLEGE HIGHLIGHTS

- ▶ Played collegiately at Greenville, where he posted 222 tackles, 38 TFLs, 11 PDs, 5.0 sacks, 4 FFs, 4 FRs and 3 INTs in 34 contests ... Also saw action on both offense and special teams with the Panthers
- ▶ Named to the UMAC All-Conference first team his senior year after producing 66 tackles, 4 PDs, 2.0 sacks, 1 FF and 1 FR

## TRANSACTIONS

- ▶ **2017** - Signed by OAK as UDFA ... **4/13/20** - Agreed to terms with LV on 1-year contract ... **12/24/20** - Placed on Reserve/COVID-19 ... **12/29/20** - Activated from Reserve/COVID-19 ... **3/19/21** - Agreed to terms with LV on 1-year contract ... **9/2/21** - Placed on Reserve/Injured ... **3/16/22** - Agreed to terms with CHI on 1-year contract ... **3/21/23** - Agreed to terms with PHI on 1-year contract





2022 GAME-BY-GAME STATISTICS (CHI)												
Date	Opp		GP/S	Tot	Solo	Sk	Int	PD	FF	FR	Snaps	Pct
Sep 11	SF	W	1/1	6	5	0.0	0	0	0	0	68	100%
Sep 18	at GB	L	1/1	11	7	0.0	0	0	0	0	68	100%
Sep 25	Hou	W	1/1	6	3	0.0	0	0	0	0	59	100%
Oct 2	at NYG	L	1/1	4	4	0.0	0	0	0	0	65	100%
Oct 9	at Min	L	1/1	10	7	0.0	0	0	0	0	79	100%
Oct 13	Was	L	1/1	9	3	0.0	0	0	0	0	57	100%
Oct 24	at NE	W	1/1	5	3	0.0	0	0	0	0	51	98%
Oct 30	at Dal	L	1/1	5	5	0.0	0	0	0	0	58	100%
Nov 6	Mia	L	1/1	4	3	0.0	0	1	0	0	57	100%
Nov 13	Det	L	1/1	6	6	0.0	0	0	0	0	62	100%
Nov 20	at Atl	L	1/1	4	4	0.0	0	0	0	0	55	100%
Nov 27	at NYJ	L	1/1	8	3	0.0	0	0	0	0	63	100%
Dec 4	GB	L	1/1	6	5	0.0	0	0	0	0	66	100%
Dec 18	Phi	L	1/1	11	9	0.0	0	0	0	0	73	100%
Dec 24	Buf	L	1/1	8	5	0.0	1	1	0	0	63	98%
Jan 1	at Det	L	1/1	6	4	0.0	0	0	0	0	71	100%
Jan 8	Min	L	1/1	7	7	0.0	0	0	0	0	71	100%
<b>Totals</b>			<b>17/17</b>	<b>116</b>	<b>83</b>	<b>0.0</b>	<b>1</b>	<b>2</b>	<b>0</b>	<b>0</b>	<b>1,086</b>	<b>99%</b>





# JOSEPH NGATA

WIDE RECEIVER | 86

*(pronounced en-GOT-uh)*

**Height:** 6-3 **Weight:** 217 **DOB:** Jan. 9, 2001 (Age 22)  
**NFL Experience:** Rookie (1st with Eagles) **Draft:** UDFA-23  
**College:** Clemson **Hometown (HS):** Folsom, CA (Folsom)



## COLLEGE STATISTICS

Year	Team	GP/S	RECEIVING					OFF SNAPS	
			Rec	Yds	Avg	Lg	TD	No	Pct
2019	Clemson	15/0	17	240	14.1	22	3	---	---
2020	Clemson	7/3	7	83	11.9	19	0	---	---
2021	Clemson	9/8	23	438	19.0	54	1	---	---
2022	Clemson	14/14	41	526	12.8	46	2	---	---
<b>Totals</b>		<b>45/25</b>	<b>88</b>	<b>1,287</b>	<b>14.6</b>	<b>54</b>	<b>6</b>	---	---

## ADDITIONAL STATISTICS

**Kickoff Returns:** 14-325 - 2019 (14-325)



## BIRDSEED

- ▶ Is one of three sons to Cameroonian-born parents, Patricia and Ray ... His parents originally moved to the United States to pursue an education, although they settled apart from one another ... Patricia started in Georgia and then moved to Nevada to finish her degree, while Ray began in Washington, D.C. before rejoining his wife in Nevada ... Later, the family moved to California for the boys to attend high school
- ▶ All three of Patricia and Ray's sons – Ariel, Joseph and Daniyel – went on to become Power 5 football players ... Ariel was a LB at Washington and Sacramento State; Joseph was a WR at Clemson; and Daniyel was a RB at Arizona State and Washington ... Each were three-sport athletes in high school who began their athletic careers playing soccer

## COLLEGE HIGHLIGHTS

- ▶ Played collegiately at Clemson (2019-22), where he logged 88 receptions for 1,287 yards (14.6 avg.) and 6 TDs in 45 games (25 starts)
- ▶ Started all 14 games as a senior in 2022, posting career highs in both catches (41) and receiving yards (526) while adding 2 TDs ... Recorded 438 yards and 1 TD on 23 receptions (career-high 19.0 avg.) in 2021 ... As a freshman in 2019, registered 240 yards and a career-high 3 TDs while also adding 325 yards on 14 kickoff returns (23.2 avg.)

## TRANSACTIONS

- ▶ **2023** - Signed by PHI as UDFA

**Nickname:** Family calls him 'Tata,' friends call him 'JoJo' or 'Jodie' ...  
**Hobbies:** Jet skiing, traveling and basketball ... **Bucket list:** Travel to Tokyo, Japan ... **If he could play another sport, what position/team:** Left-back, Manchester City ... **Favorite TV show:** Rick and Morty ...  
**Favorite movie:** Scarface ... **Favorite music/artists:** Hip-hop, Lucki ...  
**Favorite athlete:** LeBron James ... **Favorite quote:** "If you want to go fast, go alone. If you want to go far, go together."



# MORO OJOMO

DEFENSIVE TACKLE | 72

*(pronounced MOH-roh uh-JUH-muh)*

**Height:** 6-3 **Weight:** 292 **DOB:** Aug. 15, 2001 (Age 21)

**NFL Experience:** Rookie (1st with Eagles) **Draft:** D7-23 (249th overall) by PHI

**College:** Texas **Hometown (HS):** Katy, TX (Katy)



## COLLEGE STATISTICS

Year	Team	GP/S	TACKLES				PASS RUSH			INTERCEPTIONS					FUMBLES		DEF SNAPS	
			Total	Solo	Asst	TFL	Sacks	QBH	QBP	Int	Yds	Lg	TD	PD	FF	FR	No	Pct
2018	Texas	3/0	0	0	0	0	0.0	---	---	0	0	--	0	0	0	0	---	---
2019	Texas	13/2	13	7	6	2.5	0.0	---	---	0	0	--	0	0	0	1	---	---
2020	Texas	10/10	21	10	11	2.5	2.0	---	---	0	0	--	0	1	0	0	---	---
2021	Texas	12/12	29	17	12	3	0.0	---	---	0	0	--	0	1	0	0	---	---
2022	Texas	12/5	32	16	16	5.5	3.0	---	---	0	0	--	0	0	1	0	---	---
<b>Totals</b>		<b>50/29</b>	<b>95</b>	<b>50</b>	<b>45</b>	<b>13.5</b>	<b>5.0</b>	---	---	<b>0</b>	<b>0</b>	--	<b>0</b>	<b>2</b>	<b>1</b>	<b>1</b>	---	---



### BIRDSEED

- ▶ Originally born in Lagos, Nigeria ... His family emigrated from Nigeria to Santa Clarita, CA, when he was 8 years old after his mother, Bimbo, received an offer to work for an IT company ... His father, Ololade, is a pastor who opened a church in California after the move ... Early on during their time in the United States, his older sister, Omodele, was diagnosed with leukemia ... After several years of hospital visits and chemotherapy, the family moved to Katy, TX, for a fresh start
- ▶ Enrolled at the University of Texas when he was 16 years old ... Began kindergarten at 3 years old at a British school in Nigeria and remained on that educational path after moving to the United States
- ▶ While at Katy (TX) High School, served as a backup on the freshman team and didn't earn a spot on junior varsity the following year ... Had to push himself to keep up with the older players and began investing time in weight training before his junior year ... Made the varsity team and went on to become a highly-recruited, all-state player
- ▶ Majored in business finance and plans to have a career as a corporate lawyer after football ... A four-time first-team Academic All-Big 12 honoree and eight-time Big 12 Commissioner's Honor Roll member ... Served on the student athlete advisory committee for three years to advocate and address issues student athletes faced

### COLLEGE HIGHLIGHTS

- ▶ Played collegiately at Texas (2018-22), where he was a two-time All-Big 12 honoree ... During his five-year career with the Longhorns, totaled 95 tackles (50 solo), 13.5 TFLs, 5.0 sacks, 1 FF and 1 FR in 50 games
- ▶ Registered career highs in tackles (32 solo), TFLs (5.5), sacks (3.0) and FFs (1) over 12 games (five starts) as a senior in 2022, earning second-team All-Big 12 accolades ... Also voted an all-conference honorable mention selection following his junior campaign in 2021

### TRANSACTIONS

- ▶ **2023** - Drafted by PHI in 7th round (249th overall)





# CHIM OKORAFOR

## TACKLE | 79



**Height:** 6-6 **Weight:** 315 **DOB:** May 12, 1999 (Age 24)  
**NFL Experience:** Rookie (1st with Eagles) **Draft:** UDFA-23 by PHI  
**College:** Benedictine **Hometown (HS):** Upland, CA (Alta Loma)

COLLEGE STATISTICS				
Year	Team	GP	OFF SNAPS	
			No	Pct
2019	Riverside C.C.	5	---	---
2020	MSSU	N/A	---	---
2021	Pittsburg State	N/A	---	---
2022	Benedictine	N/A	---	---
<b>Totals</b>		---	---	---



### BIRDSEED

- ▶ Played basketball at Cal Poly Pomona during the first two years of his college experience, helping the Broncos capture two conference titles ... A first-team all-league performer at Alta Loma (CA) High School who averaged 15 points, 9 rebounds, 3 blocks and 1.5 assists per game
- ▶ Earned a bachelor's degree in biology from Missouri Southern ... Received several academic honors through high school and college

### COLLEGE HIGHLIGHTS

- ▶ Played four seasons of football at Benedictine (2022), Pittsburg State (2021), Missouri Southern (2020) and Riverside City College (2019)
- ▶ In his lone year at Benedictine, became an NAIA All-America and first-team All-Heart selection after contributing to an offense that finished 5th in total offense and 7th in passing and allowed only 12 sacks
- ▶ Helped Riverside C.C. win a CCCAA championship ... Protected a unit that averaged 520 yards per game and 49.6 points per game

### TRANSACTIONS

- ▶ **2023** - Signed by PHI as UDFA



# SUA OPETA

GUARD | 78

(pronounced SUE-uh OH-petta)

**Height:** 6-4 **Weight:** 305 **DOB:** Aug. 15, 1996 (Age 26)  
**NFL Experience:** 4th Year (4th with Eagles) **Draft:** UDFA-19 by PHI  
**College:** Weber State **Hometown (HS):** Stansbury Park, UT (Stansbury)



## CAREER STATISTICS

Year	Team	GP/S	STARTS		OFF SNAPS	
			LG	RG	No	Pct
2019	Philadelphia	0/0	0	0	0	0%
2020	Philadelphia	8/2	2	0	170	15%
2021	Philadelphia	10/2	2	0	163	15%
2022	Philadelphia	7/0	0	0	92	8%
<b>Totals</b>		<b>25/4</b>	<b>4</b>	<b>0</b>	---	---

PLAYOFFS						
Year	Team	GP/S	LG	RG	No	Pct
2019	Philadelphia	0/0	0	0	0	0%
2021	Philadelphia	1/1	0	1	66	100%
<b>Totals</b>		<b>1/1</b>	<b>0</b>	<b>1</b>	---	---

**Hobbies:** Fishing and camping ... **Favorite athlete growing up:** Vernon Davis... **Favorite music:** R&B ... **Favorite movie:** Hitmen ... **Favorite sport moment:** Winning back-to-back Big Sky Conference championships during his time at Weber State



## BIRDSEED

- ▶ Supported the American Kidney Fund through the NFL's *My Cause My Cleats* initiative ... The American Kidney Fund is the nation's leading kidney nonprofit that fights kidney disease on all fronts
- ▶ Recorded 39 reps of 225 pounds on the bench press during the 2019 NFL Combine, which was the most among all OL who participated

## CAREER HIGHLIGHTS

- ▶ Spent time on the Eagles' active roster and practice squad in 2022, contributing to a group that advanced to Super Bowl LVII

## 2022 SEASON - EAGLES

- ▶ Contributed to an OL that helped the team reach Super Bowl LVII ... Played in 92 offensive snaps across seven appearances

## COLLEGE HIGHLIGHTS

- ▶ Played in 50 career games over four years at Weber State ... Played in every contest during each of his final three seasons ... A two-time All-America and two-time first-team All-Big Sky selection
- ▶ Voted a consensus All-American as well as first-team All-Big sky as a senior in 2018, when he started all 13 games and served as a team captain ... Part of a team that won 10 games and a league title
- ▶ Earned All-America and All-Big Sky recognition as a junior in 2017 ... Contributed to Weber State's historic year that included a Big Sky title, a school-record 11 wins and two FCS playoff victories
- ▶ Named all-conference honorable mention following his sophomore campaign in 2016 ... Started all 12 games on the OL after making the transition from defense during spring practices

## TRANSACTIONS

- ▶ **2019** - Signed by PHI as UDFA ... **8/31/19** - Waived by PHI ... **9/1/19** - Signed by PHI to practice squad ... **12/3/19** - Signed by PHI to active roster from practice squad ... **9/5/20** - Waived by PHI ... **9/6/20** - Signed by PHI to practice squad ... **9/12/20** - Elevated by PHI from practice squad for Week 1 at Washington ... **9/15/20** - Signed by PHI from practice squad to active roster ... **11/28/20** - Placed on Reserve/Injured ... **8/31/21** - Waived by PHI ... **9/1/21** - Signed by PHI to practice squad ... **9/27/21** - Elevated by PHI from practice squad for Week 3 at Dallas ... **9/29/21** - Signed by PHI from practice squad to active roster ... **10/5/21** - Placed on Reserve/COVID-19 ... **10/18/21** - Activated from Reserve/COVID-19 ... **1/6/23** - Waived by PHI ... **1/9/23** - Signed by PHI to practice squad ... **2/16/23** - Signed by PHI to reserve/future contract



# RASHAAD PENNY

RUNNING BACK | 23



**Height:** 5-11 **Weight:** 220 **DOB:** Feb. 2, 1996 (Age 27)  
**NFL Experience:** 6th Year (1st with Eagles) **Draft:** D1-18 (27th overall) by SEA **Acquired:** FA-Sea-23  
**College:** San Diego State **Hometown (HS):** Norwalk, CA (Norwalk)

### CAREER STATISTICS

Year	Team	GP/S	RUSHING					RECEIVING					TYS	OFF SNAPS	
			Att	Yds	Avg	Lg	TD	Rec	Yds	Avg	Lg	TD		No	Pct
2018	Seattle	14/0	85	419	4.9	38	2	9	75	8.3	24	0	494	181	17%
2019	Seattle	10/0	65	370	5.7	58t	3	8	83	10.4	30	1	453	150	14%
2020	Seattle	3/0	11	34	3.1	7	0	0	0	---	--	0	34	38	4%
2021	Seattle	10/6	119	749	6.3	62t	6	6	48	8.0	27	0	797	253	26%
2022	Seattle	5/5	57	346	6.1	41t	2	4	16	4.0	6	0	362	170	16%
<b>Totals</b>		<b>42/11</b>	<b>337</b>	<b>1,918</b>	<b>5.7</b>	<b>62t</b>	<b>13</b>	<b>27</b>	<b>222</b>	<b>8.2</b>	<b>30</b>	<b>1</b>	<b>2,140</b>	<b>---</b>	<b>---</b>

### PLAYOFFS

2018	Seattle	1/0	4	29	7.3	29	0	0	0	---	--	0	29	5	9%
<b>Totals</b>		<b>1/0</b>	<b>4</b>	<b>29</b>	<b>7.3</b>	<b>29</b>	<b>0</b>	<b>0</b>	<b>0</b>	<b>---</b>	<b>--</b>	<b>0</b>	<b>29</b>	<b>---</b>	<b>---</b>

### ADDITIONAL STATISTICS

**Fumbles/Lost:** 2/1 - 2019 (1/1), 2022 (1/0) **Kickoff Returns:** 11-184 - 2018 (8-140), 2019 (3-44) **Fumble Recoveries:** 2 - 2018 (2)

### CAREER HIGHS

<b>Rush Attempts</b>	25	1/2/22 vs. Det.
<b>Rushing Yards</b>	190	1/9/22 at Ari.
<b>Rushing Long</b>	62t	1/9/22 at Ari.
<b>Rushing TDs</b>	2	3x, last: 1/2/22 vs. Det.
<b>Receptions</b>	4	2x, last: 12/2/19 vs. Min.
<b>Receiving Yards</b>	35	9/9/18 at Den.
<b>Receiving Long</b>	30	10/3/19 vs. LAR
<b>Receiving TDs</b>	1	12/2/19 vs. Min.
<b>Scrimmage Yards</b>	190	1/9/22 at Ari.
<b>Scrimmage TDs</b>	2	4x, last: 10/2/22 at Det.



### BIRDSEED

- ▶ Is the younger brother of **Elijhaa Penny**, who spent six seasons in the NFL with the Cardinals (2016-18) and Giants (2018-21)
- ▶ Founded the Two Cents Family Foundation with Elijhaa in 2018 ... The family-run non-profit organization provides recreational experiences and educational resources to children in Norwalk, CA ... It also offers free football clinics that teach young athletes about sportsmanship, teamwork and hard work while incorporating mentorship
- ▶ Has supported autism awareness through the league's *My Cause My Cleats* initiative ... His younger cousin was diagnosed with autism at a young age and serves as an inspiration to Rashaad

### CAREER HIGHLIGHTS

- ▶ Finished his five-year career in Seattle (2018-22) with the highest rushing average (5.7) in franchise history (min. 300 attempts)
- ▶ Ranked 1st in the NFL with 6.3 yards per carry in 2021, marking the best rushing average in Seahawks single-season history ... Totaled a career-high 749 yards on 119 attempts with 6 TDs

### NOTES TO KNOW

- ▶ Leads all league RBs in yards per carry (6.2) since 2021 (min. 150 attempts) ... Also ranks 1st in 30+ yard rushing TDs (5) in that span

### 2022 SEASON - SEAHAWKS

- ▶ Started all five games he appeared in and rushed for 346 yards and 2 TDs on 57 carries (6.1 avg.) ... Before his season-ending injury, ranked 2nd in the NFL in rushing average (6.1) through Week 5

### COLLEGE HIGHLIGHTS

- ▶ Played collegiately at San Diego State (2014-17), where he rushed for 3,633 yards and 38 TDs on 488 carries (7.5 avg.) ... Also hauled in 42 passes for 479 yards (11.4 avg.) and 6 TDs ... Totaled 7 kickoff return TDs, which tied for the most all-time in NCAA FBS history





2022 GAME-BY-GAME STATISTICS (SEA)

Date	Opp	GP/S	RUSHING					RECEIVING					TYS	OFF SNAPS		
			Att	Yds	Avg	Lg	TD	Rec	Yds	Avg	Lg	TD		No	Pct	
Sep 12	Den	W	1/1	12	60	5.0	26	0	2	7	3.5	4	0	67	38	69%
Sep 18	at SF	L	1/1	6	15	2.5	6	0	0	0	---	--	0	15	20	41%
Sep 25	Atl	L	1/1	14	66	4.7	14	0	1	3	3.0	3	0	69	49	69%
Oct 2	at Det	W	1/1	17	151	8.9	41t	2	1	6	6.0	6	0	157	48	69%
Oct 9	at NO	L	1/1	8	54	6.8	32	0	0	0	---	--	0	54	15	29%
Oct 16	Ari	W	0/0	RESERVE/INJURED												
Oct 23	at LAC	W	0/0	RESERVE/INJURED												
Oct 30	NYG	W	0/0	RESERVE/INJURED												
Nov 6	at Ari	W	0/0	RESERVE/INJURED												
Nov 13	TB	L	0/0	RESERVE/INJURED												
Nov 27	LV	L	0/0	RESERVE/INJURED												
Dec 4	at LAR	W	0/0	RESERVE/INJURED												
Dec 11	Car	L	0/0	RESERVE/INJURED												
Dec 15	SF	L	0/0	RESERVE/INJURED												
Dec 24	at KC	L	0/0	RESERVE/INJURED												
Jan 1	NYJ	W	0/0	RESERVE/INJURED												
Jan 8	LAR	W	0/0	RESERVE/INJURED												
<b>Totals</b>			<b>5/5</b>	<b>57</b>	<b>346</b>	<b>6.1</b>	<b>41t</b>	<b>2</b>	<b>4</b>	<b>16</b>	<b>4.0</b>	<b>6</b>	<b>0</b>	<b>362</b>	<b>170</b>	<b>16%</b>

PLAYOFFS

Jan 14	at SF	L	0/0	RESERVE/INJURED												
<b>Totals</b>			<b>0/0</b>	<b>0</b>	<b>0</b>	<b>---</b>	<b>--</b>	<b>0</b>	<b>0</b>	<b>0</b>	<b>---</b>	<b>--</b>	<b>0</b>	<b>0</b>	<b>0</b>	<b>0%</b>



MOST RUSHING YARDS

Date	Opponent	Yds
1/9/22	at Arizona Cardinals (W, 38-30)	190
1/2/22	vs. Detroit Lions (W, 51-29)	170
10/2/22	at Detroit Lions (W, 48-45)	151
12/12/21	at Houston Texans (W, 33-13)	137
12/26/21	vs. Chicago Bears (L, 24-25)	135

MULTI-TOUCHDOWN GAMES

Date	Opponent	Rush	Rec	Total
10/2/22	at Detroit Lions (W, 48-45)	2	0	2
1/2/22	vs. Detroit Lions (W, 51-29)	2	0	2
12/12/21	at Houston Texans (W, 33-13)	2	0	2
12/2/19	vs. Minnesota Vikings (W, 37-30)	1	1	2

- ▶ Finished 5th in the Heisman Trophy voting as a senior in 2017 after posting 2,248 rushing yards and 23 TDs on 289 attempts (7.8 avg.) ... Tabbed as a first-team All-American by the *Associated Press*

TRANSACTIONS

- ▶ **2018** - Drafted by SEA in 1st round (27th overall) ... **12/14/19** - Placed on Reserve/Injured ... **9/5/20** - Placed on Reserve/Physically Unable to Perform ... **12/19/20** - Activated from Reserve/Physically Unable to Perform ... **10/2/21** - Placed on Reserve/Injured ... **10/25/21** - Activated from Reserve/Injured ... **3/21/22** - Signed by SEA to 1-year contract extension ... **10/14/22** - Placed on Reserve/Injured ... **3/15/23** - Agreed to terms with PHI on 1-year contract



# CHARLESTON RAMBO

WIDE RECEIVER | 43



**Height:** 6-1 **Weight:** 185 **DOB:** Aug. 10, 1999 (Age 23)

**NFL Experience:** 1st Year (1st with Eagles) **Draft:** UDFA-22 by CAR **Acquired:** FA-23

**College:** Miami (FL) **Hometown (HS):** Cedar Hill, TX (Cedar Hill)



## BIRDSEED

- ▶ Appeared in 10 games (eight starts) with the Orlando Guardians of the XFL during the spring of 2023 ... Caught 35 passes for 430 yards (12.3 avg.) and 3 TDs, including an 81-yard TD vs. Houston (3/11/23)
- ▶ Played with **Jalen Hurts** at Oklahoma during the 2019 season ... Produced 43 catches for 743 yards (17.3 avg.) and 5 TDs

## CAREER HIGHLIGHTS

- ▶ Originally entered the NFL as an undrafted rookie with the Panthers in 2022 ... Following a stint in the XFL, signed with the Eagles after participating in the team's rookie minicamp on a tryout basis in 2023

## COLLEGE HIGHLIGHTS

- ▶ Combined for 2,352 yards and 16 TDs on 155 receptions (15.2 avg.) over 48 career games (36 starts) at Miami (FL) and Oklahoma
- ▶ Earned All-ACC honors following his lone year with the Hurricanes in 2021 ... Established school single-season records in catches (79) and receiving yards (1,172) while registering a career-high in receiving TDs (7) ... Finished the season with six 100+ yard receiving games
- ▶ Spent the first four years of his career at Oklahoma (2017-20) ... Recorded 76 catches for 1,180 yards (15.5 avg.) and 9 TDs in 36 games (24 starts) ... Played in the 2019 and 2020 College Football Playoffs

## TRANSACTIONS

- ▶ **2022** - Signed by CAR as UDFA ... **8/30/22** - Waived by CAR ... **5/16/23** - Signed by PHI



# HAASON REDDICK

LINEBACKER | 7



**Height:** 6-1 **Weight:** 240 **DOB:** Sept. 22, 1994 (Age 28)  
**NFL Experience:** 7th Year (2nd with Eagles) **Draft:** D1-17 (13th overall) by ARI **Acquired:** FA-Car-22  
**College:** Temple **Hometown (HS):** Camden, NJ (Haddon Heights)

ALL-PRO: 2022 PRO BOWL: 2023

## CAREER STATISTICS

Year	Team	GP/S	TACKLES				PASS RUSH			INTERCEPTIONS					FUMBLES		DEF SNAPS	
			Total	Solo	Asst	TFL	Sacks	QBH	QBP	Int	Yds	Lg	TD	PD	FF	FR	No	Pct
2017	Arizona	16/3	32	20	12	4	2.5	6	25	0	0	--	0	0	2	0	445	42%
2018	Arizona	16/12	80	53	27	8	4.0	6	14	0	0	--	0	5	1	0	846	76%
2019	Arizona	16/5	76	43	33	6	1.0	4	12	0	0	--	0	6	0	1	688	61%
2020	Arizona	16/11	62	43	19	15	12.5	16	50	0	0	--	0	4	6	0	874	79%
2021	Carolina	16/16	68	37	31	12	11.0	18	43	0	0	--	0	0	2	1	854	78%
2022	Philadelphia	17/17	49	35	14	11	16.0	26	62	0	0	--	0	3	5	3	817	74%
<b>Totals</b>		<b>96/63</b>	<b>366</b>	<b>230</b>	<b>136</b>	<b>56</b>	<b>47.0</b>	<b>73</b>	<b>206</b>	<b>0</b>	<b>0</b>	<b>--</b>	<b>0</b>	<b>18</b>	<b>16</b>	<b>5</b>	<b>---</b>	<b>---</b>

## PLAYOFFS

2022	Philadelphia	3/3	9	7	2	2	3.5	6	14	0	0	--	0	0	1	1	111	73%
<b>Totals</b>		<b>3/3</b>	<b>9</b>	<b>7</b>	<b>2</b>	<b>2</b>	<b>3.5</b>	<b>6</b>	<b>14</b>	<b>0</b>	<b>0</b>	<b>--</b>	<b>0</b>	<b>0</b>	<b>1</b>	<b>1</b>	<b>---</b>	<b>---</b>

## ADDITIONAL STATISTICS

Special Teams Tackles: 5 - 2017 (4), 2020 (1)

## CAREER HIGHS

<b>Tackles</b>	11	2x, last: 10/25/20 vs. Sea.
<b>Sacks</b>	5.0	12/13/20 at NYG
<b>INTs</b>	--	---
<b>PDs</b>	2	2x, last: 9/22/19 vs. Car.
<b>FFs</b>	3	12/13/20 at NYG
<b>FRs</b>	2	10/2/22 vs. Jax.

**Nicknames:** Family calls him Haas or Hammer ... **Hobbies:** Video games, fashion and helping in the community ... **Biggest inspiration:** His parents, members in the community and Kobe Bryant ... **Bucket list:** Run a successful non-profit ... **Desired talent:** Playing the piano ... **Favorite musicians:** Drake, Lil' Baby, Lil' Durk, Future, Brent Faiyaz, Chris Brown, Chris Stapleton, Michael Jackson and Sam Cooke ... **If he could play another sport, what position/team:** Striker in soccer or shooting guard for the Los Angeles Lakers ... **Favorite TV show:** *Naruto: Shippuden* ... **Favorite sports moment:** Getting drafted in Philadelphia, his 5 sack game against the Giants and signing with the Eagles



## BIRDSEED

- ▶ An incredible 'underdog' story, went from being a no-star recruit, to a college walk-on, to an eventual 1st-round pick in the NFL ... Overcame multiple leg injuries that limited him to just four games as a junior and senior at Haddon Heights (NJ) High School by earning a spot on Temple's roster ... His mother, Raelakia, took out a loan to purchase a meal plan that allowed him to eat with his teammates in college
- ▶ Donated \$15,000 worth of toys to more than 200 families in Camden, NJ, in December 2021 ... Received a key to the city for his community service efforts, including hosting youth football camps
- ▶ Represents the American Cancer Society through *My Cause My Cleats* to honor his grandmother, who is a breast cancer survivor ... Also has supported Everytown for Gun Safety through MCMC, which builds awareness and teaches people about the issues of gun violence
- ▶ Is a partial owner of R7 Energy ... The company aims to create cleaner and more natural alternative energy drinks for athletes to consume to help fuel their everyday performance without harmful additives

## CAREER HIGHLIGHTS

- ▶ A dominating force on the Eagles' defense that helped the team advance to Super Bowl LVII in 2022 ... Voted second-team **All-Pro** and earned his first career **Pro Bowl** honor after producing a career-high in sacks (16.0) and totaling 26 QB hits, 11 TFLs, 5 FFs and 3 FRs
- ▶ Became the first player in NFL history to record double-digit sacks in three straight years with three different teams (16.0 with Philadelphia in 2022; 11.0 with Carolina in 2021; 12.5 with Arizona in 2020)
- ▶ Established franchise records for the Panthers when he registered 5.0 sacks and 3 FFs on 12/13/20 at N.Y. Giants ... Became just the second NFL player since 2000 to post 5.0 sacks and 3 FFs in a game, joining **Vonnie Holliday** on 12/22/02 vs. Buffalo with Green Bay





2022 GAME-BY-GAME STATISTICS (PHI)												
Date	Opp		GP/S	Tot	Solo	Sk	Int	PD	FF	FR	Snaps	Pct
Sep 11	at Det	W	1/1	2	1	0.0	0	0	0	0	47	68%
Sep 19	Min	W	1/1	2	2	0.0	0	1	0	0	41	67%
Sep 25	at Was	W	1/1	4	2	1.5	0	0	1	0	43	56%
Oct 2	Jax	W	1/1	4	4	2.0	0	0	2	2	39	83%
Oct 9	at Ari	W	1/1	1	1	1.0	0	0	0	0	48	70%
Oct 16	Dal	W	1/1	1	1	0.0	0	0	0	0	49	73%
Oct 30	Pit	W	1/1	2	1	1.0	0	0	0	0	48	63%
Nov 3	at Hou	W	1/1	2	1	0.0	0	1	0	0	41	68%
Nov 14	Was	L	1/1	5	4	1.0	0	0	0	0	58	70%
Nov 20	at Ind	W	1/1	4	3	1.0	0	0	0	0	50	77%
Nov 27	GB	W	1/1	4	3	0.5	0	0	0	0	37	76%
Dec 4	Ten	W	1/1	2	0	1.0	0	0	0	0	43	78%
Dec 11	at NYG	W	1/1	2	1	1.0	0	0	0	0	55	86%
Dec 18	at Chi	W	1/1	4	3	2.0	0	1	1	1	44	75%
Dec 24	at Dal	L	1/1	4	4	2.0	0	0	1	0	59	81%
Jan 1	NO	L	1/1	5	3	2.0	0	0	0	0	65	94%
Jan 8	NYG	W	1/1	1	1	0.0	0	0	0	0	50	79%
<b>Totals</b>			<b>17/17</b>	<b>49</b>	<b>35</b>	<b>16.0</b>	<b>0</b>	<b>3</b>	<b>5</b>	<b>3</b>	<b>817</b>	<b>74%</b>
PLAYOFFS												
Jan 21	NYG	W	1/1	5	4	1.5	0	0	0	0	36	69%
Jan 29	SF	W	1/1	3	2	2.0	0	0	1	1	29	63%
Feb 12	vs. KC	L	1/1	1	1	0.0	0	0	0	0	46	84%
<b>Totals</b>			<b>3/3</b>	<b>9</b>	<b>7</b>	<b>3.5</b>	<b>0</b>	<b>0</b>	<b>1</b>	<b>1</b>	<b>111</b>	<b>73%</b>

MULTI-SACK GAMES		
Date	Opponent	Sacks
12/13/20	at New York Giants (W, 26-7)	5.0
1/29/23	vs. San Francisco (W, 31-7) (NFC)	2.0
1/1/23	vs. New Orleans Saints (L, 10-20)	2.0
12/24/22	at Dallas Cowboys (L, 34-40)	2.0
12/18/22	at Chicago Bears (W, 25-20)	2.0
10/2/22	vs. Jacksonville Jaguars (W, 29-21)	2.0
10/10/21	vs. Philadelphia Eagles (L, 18-21)	2.0
10/19/20	at Dallas Cowboys (W, 38-10)	2.0
1/21/23	vs. New York Giants (W, 38-7) (NFC Div.)	1.5
9/25/22	at Washington Commanders (W, 24-8)	1.5
11/14/21	at Arizona Cardinals (W, 34-10)	1.5
9/23/21	at Houston Texans (W, 24-9)	1.5
9/19/21	vs. New Orleans Saints (W, 26-7)	1.5
9/12/21	vs. New York Jets (W, 19-14)	1.5
12/26/20	vs. San Francisco 49ers (L, 12-20)	1.5

**NOTES TO KNOW**

- ▶ Owns the most FFs (13) in the NFL dating back to 2020
- ▶ Has posted the 3rd-most sacks (39.5) in the league since the 2020 campaign, behind **Myles Garrett** (44.0) and **T.J. Watt** (43.0)

**2022 SEASON - EAGLES**

- ▶ Tallied a career-high 16.0 sacks en route to second-team **All-Pro** and **Pro Bowl** accolades ... Finished 2nd in the NFL in sacks, behind **Nick Bosa** (18.5), and led the league with 5 strip sacks ... Helped the Eagles produce the 3rd-most sacks (70) in NFL history, trailing only the 1984 Bears (72) and 1989 Vikings (71) ... Added 26 QB hits, 5 FFs, 3 FRs
- ▶ His 16.0 sacks were tied for the 3rd-most by any NFL player in their first year with a team, behind **Shaquil Barrett** with Tampa Bay in 2019 (19.5) and **Bryce Paup** with Buffalo in 1995 (17.5) ... Became just the third player since 1999 to produce 16.0+ sacks, 5+ FFs and 3+ FRs in a season, joining **T.J. Watt** (2021) and **Chandler Jones** (2019)
- ▶ Combined with **Brandon Graham** (11.0), **Javon Hargrave** (11.0) and **Josh Sweat** (11.0) to make the Eagles the first team in NFL history to have four different players post 10.0+ sacks in the same season
- ▶ Notched 3 tackles, 2.0 sacks, 1 FF and 1 FR in the 31-7 win over San Francisco in the NFC Championship Game (1/29/23) ... Recorded a game-altering strip-sack against 49ers QB **Brock Purdy**

**COLLEGE HIGHLIGHTS**

- ▶ Started 32 of 46 games in four seasons at Temple (2013-16) ... Tallied 150 tackles, 46 TFLs (2nd-most in American Athletic Conference history), 18.0 sacks, 5 FFs, 4 PDs, 1 INT and 1 FR ... Awarded a single-digit jersey number (changed from 58 to 7), which is given to the toughest Temple players as voted by teammates, as a senior
- ▶ Earned first-team All-AAC honors and a Senior Bowl invite after combining for 65 tackles, an FBS-high and AAC season-record 22.5 TFLs, a team-high 10.5 sacks, 3 FFs, 1 INT and 1 FR in 14 starts
- ▶ Garnered all-conference honorable mention after posting 46 tackles, 12.5 TFLs, 5.0 sacks, 2 FFs and 1 PD as a junior

**TRANSACTIONS**

- ▶ **2017** - Drafted by ARI in 1st round (13th overall) ... **3/18/21** - Signed by CAR to 1-year contract ... **12/29/21** - Placed on Reserve/COVID-19 ... **1/5/22** - Activated from Reserve/COVID-19 ... **3/16/22** - Agreed to terms with PHI on 3-year contract





# TREVOR REID

## TACKLE | 74



**Height:** 6-4 **Weight:** 311 **DOB:** April 28, 2000 (Age 23)  
**NFL Experience:** Rookie (1st with Eagles) **Draft:** UDFA-23 by PHI  
**College:** Louisville **Hometown (HS):** Griffin, GA (Spalding)

COLLEGE STATISTICS				
			OFF SNAPS	
Year	Team	GP/S	No	Pct
2020	Louisville	9/0	---	---
2021	Louisville	13/13	---	---
2022	Louisville	12/11	---	---
<b>Totals</b>		<b>34/24</b>	<b>---</b>	<b>---</b>



### BIRDSEED

- ▶ Began playing football as a sophomore at Spalding (GA) High School ... Added notable weight between high school and his redshirt freshman year at Louisville, where he developed into a two-year starting LT
- ▶ Played at Georgia Military College in 2019, earning recognition as the top JUCO tackle and No. 10 overall JUCO player in the country

### COLLEGE HIGHLIGHTS

- ▶ Finished his collegiate career at Louisville (2020-22) after transferring from Georgia Military College (2019) ... In total, appeared in 34 games (24 starts) with the Cardinals, primarily as the team's starting LT
- ▶ As a senior in 2022, surrendered only 3 sacks and 2 QB hits in 314 pass-blocking opportunities over 12 games (11 starts) ... Helped Louisville average 200.6 rushing yards per game (23rd in the FBS)
- ▶ Opened all 13 games as a junior in 2021 ... Allowed 2 sacks and 5 QB hits while blocking for a unit that rushed for 209.8 yards per game
- ▶ Prior to transferring to Louisville, spent the 2019 campaign at Georgia Military College ... Named a first-team All-American after aiding an offense that averaged 37.6 points per game and 186.0 rushing yards per game ... Rated the top OT and No. 10 player overall in JUCO

### TRANSACTIONS

- ▶ **2023** - Signed by PHI as UDFA



# ELI RICKS

CORNERBACK | 39



**Height:** 6-2 **Weight:** 188 **DOB:** Sept. 26, 2001 (Age 21)  
**NFL Experience:** Rookie (1st with Eagles) **Draft:** UDFA-23 by PHI  
**College:** Alabama **Hometown (HS):** Rancho Cucamonga, CA (IMG Academy - Bradenton, FL)

### COLLEGE STATISTICS

Year	Team	GP/S	TACKLES				PASS RUSH			INTERCEPTIONS					FUMBLES		DEF SNAPS	
			Total	Solo	Asst	TFL	Sacks	QBH	QBP	Int	Yds	Lg	TD	PD	FF	FR	No	Pct
2020	LSU	10/7	20	11	9	0.5	0.0	--	--	4	113	68t	2	5	0	0	---	---
2021	LSU	6/6	11	9	2	0.5	0.0	--	--	1	0	0	0	1	0	0	---	---
2022	Alabama	10/5	13	8	5	1	0.0	--	--	0	0	0	0	4	0	0	---	---
<b>Totals</b>		<b>26/18</b>	<b>44</b>	<b>28</b>	<b>16</b>	<b>2</b>	<b>0.0</b>	<b>---</b>	<b>---</b>	<b>5</b>	<b>113</b>	<b>68</b>	<b>2</b>	<b>10</b>	<b>0</b>	<b>0</b>	<b>---</b>	<b>---</b>



### BIRDSEED

- ▶ Began his high school career at Mater Dei in Santa Ana, CA, where he won back-to-back national championships before transferring to IMG Academy in Bradenton, FL, for his senior year ... His performance at IMG Academy resulted in an invite to the All-American Bowl
- ▶ Rated the No. 1 CB in the 2020 recruiting class ... Earned the nickname of "Pick-6-Ricks" during his freshman season at LSU

### COLLEGE HIGHLIGHTS

- ▶ Played collegiately at LSU (2020-21) and Alabama (2022) ... Combined for 44 tackles, 10 PDs and 5 INTs with 2 TDs in 26 career games
- ▶ Appeared in 10 contests (five starts) during his lone season with the Crimson Tide in 2022 ... Totaled 13 tackles with 4 PDs
- ▶ Earned All-America honors from the *Associated Press* and FWAA as a freshman at LSU in 2020 ... Finished his debut season with 20 tackles, 5 PDs and 4 INTs ... Returned a pair of picks for TDs

### TRANSACTIONS

- ▶ **2023** - Signed by PHI as UDFA

**Hobbies:** Watching Formula 1, MMA and soccer ... **Bucket list:** Travel to Fiji to see the water ... **Desired talent:** Jiu-jitsu ... **Biggest influence:** His mother ... **Moment left starstruck:** Saw Conor McGregor in a hotel ... **If he could play another sport, what position/team:** Left wing for Liverpool ... **Favorite TV show:** *Peaky Blinders* ... **Favorite movies:** *The Wolf of Wall Street* and *James Bond: No Time to Die* ... **Favorite music artists:** Drake, Playboi Carti, Kendrick Lamar, ASAP Rocky, Tame Impala, Mac DeMarco, Young Thug and Future





# KELEE RINGO

CORNERBACK | 37

*(pronounced KEE-lee)*

**Height:** 6-2 **Weight:** 207 **DOB:** June 27, 2002 (Age 21)

**NFL Experience:** Rookie (1st with Eagles) **Draft:** D4-23 (105th overall) by PHI

**College:** Georgia **Hometown (HS):** Scottsdale, AZ (Saguaro)



## COLLEGE STATISTICS

Year	Team	GP/S	TACKLES				PASS RUSH			INTERCEPTIONS					FUMBLES		DEF SNAPS	
			Total	Solo	Asst	TFL	Sacks	QBH	QBP	Int	Yds	Lg	TD	PD	FF	FR	No	Pct
2021	Georgia	15/12	34	26	8	1	1.0	---	---	2	79	79t	1	10	0	0	---	---
2022	Georgia	15/15	42	37	5	2	0.0	---	---	2	45	45	0	9	1	0	---	---
<b>Totals</b>		<b>30/27</b>	<b>76</b>	<b>63</b>	<b>13</b>	<b>3</b>	<b>1.0</b>	---	---	<b>4</b>	<b>124</b>	<b>79t</b>	<b>1</b>	<b>19</b>	<b>1</b>	<b>0</b>	---	---



### BIRDSEED

- ▶ Has a special bond with his mother, Tralee Hale, who moved across the country to Athens, GA, to support her son’s college football dreams ... Shortly after, she was diagnosed with triple negative ductal carcinoma, a rare form of breast cancer ... She underwent surgery, multiple rounds of chemotherapy, and endured complications ... As she battled, she never missed a single game during Georgia’s run to the 2022 CFP National Championship ... In February 2022, she was declared cancer free
- ▶ Alongside his mother, launched the Ringo Family Foundation during the 2023 offseason ... The aim of the foundation is to raise awareness and provide education on triple negative breast cancer through outreach, education and treatment to improve outcomes for all women
- ▶ Originally born in Tacoma, WA, and moved to Scottsdale, AZ, as a sophomore, attending Saguaro High School ... Had only played RB and WR to that point, but his new coaches asked him to move to CB because they were thin at the position ... Went on to become a first-team All-America selection and five-star recruit, helping Saguaro to a state title

### COLLEGE HIGHLIGHTS

- ▶ A two-time CFP National Champion at Georgia (2021-22), where he had 76 tackles (63 solo), 19 PDs and 4 INTs in 30 career games (27 starts)
- ▶ Started all 15 games as a redshirt sophomore in 2022, registering 42 tackles (37 solo), 9 PDs, 2 INTs and 1 FF en route to All-SEC honors
- ▶ Voted to the 2021 All-SEC Freshman Team after totaling 34 tackles (26 solo), 10 PDs and 2 INTs in 15 games (12 starts) ... Sealed the Bulldogs’ victory vs. Alabama in the CFP National Championship with a 79-yard INT-TD, marking one of the greatest moments in program history

### TRANSACTIONS

- ▶ **2023** - Drafted by PHI in 4th round (105th overall)



# JANARIUS ROBINSON

DEFENSIVE END | 59

*(pronounced juh-NARR-iss)*

**Height:** 6-5 **Weight:** 258 **DOB:** May 4, 1998 (Age 25)

**NFL Experience:** 3rd Year (2nd with Eagles) **Draft:** D4c-21 (134th overall) by MIN **Acquired:** PS-Min-22

**College:** Florida State **Hometown (HS):** Panama City, FL (Bay)



## CAREER STATISTICS

Year	Team	GP/S	TACKLES				PASS RUSH			INTERCEPTIONS					FUMBLES		DEF SNAPS	
			Total	Solo	Asst	TFL	Sacks	QBH	QBP	Int	Yds	Lg	TD	PD	FF	FR	No	Pct
2022	Philadelphia	0/0	0	0	0	0	0.0	0	0	0	0	--	0	0	0	0	0	0%
<b>Totals</b>		<b>0/0</b>	<b>0</b>	<b>0</b>	<b>0</b>	<b>0</b>	<b>0.0</b>	<b>0</b>	<b>0</b>	<b>0</b>	<b>0</b>	<b>--</b>	<b>0</b>	<b>0</b>	<b>0</b>	<b>0</b>	<b>0</b>	<b>---</b>

## CAREER HIGHS

Tackles	--	---
Sacks	--	---
INTs	--	---
PDs	--	---
FFs	--	---
FRs	--	---

**Surprisingly good at:** "I grew up in church playing the keyboard and drums. I can sing, but I don't like to. My whole family is musically inclined. All of us do something, whether it's singing or playing an instrument." ... **Desired talent:** "Golf. When I go to Top Golf, I'm terrible." ... **Hobbies:** "Video games, music and bowling. Bowling has become one of my favorite hobbies." ... **Somewhere he'd like to visit:** Iceland ... **If he could play another sport:** Basketball on a team with LeBron James ... **Favorite TV show:** Martin ... **Favorite food:** Seafood



## BIRDSEED

- ▶ Founded the Win Within Foundation in the spring of 2019 after the devastating impact of Hurricane Michael in his hometown of Panama City, FL ... The hurricane destroyed Robinson's family's home in 2018, and their new home was finished in 2020 ... While in college, he raised more than \$140,000 through a GoFundMe page for his community ... Win Within focuses on community service through football and cheer camps, school supply drives, leadership development and more
- ▶ Became the first member of his family to graduate college ... Earned a bachelor's degree in sport management while at Florida State

## CAREER HIGHLIGHTS

- ▶ A member of the Eagles' Super Bowl LVII roster in 2022
- ▶ Originally entered the NFL as a 4th-round draft pick (134th overall) by Minnesota in 2021 ... Signed by Philadelphia from the Vikings' practice squad during Week 2 of the 2022 regular season

## 2022 SEASON - VIKINGS & EAGLES

- ▶ Contributed to an Eagles defense that made an appearance in Super Bowl LVII ... Opened the campaign on Minnesota's practice squad and was signed by Philadelphia to the active roster in Week 2

## COLLEGE HIGHLIGHTS

- ▶ Played collegiately at Florida State (2017-20), where he recorded 104 tackles (55 solo), 20.5 TFLs, 8.0 sacks, 3 PDs, 2 FFs and 2 FRs in 42 career games ... Started all nine games as a senior in 2020, posting 26 tackles with 7 TFLs and 3.0 sacks (led team) ... Totaled 48 tackles, including 9 TFLs, and 3.0 sacks over 13 games (11 starts) in 2019

## TRANSACTIONS

- ▶ **2021** - Drafted by MIN in 4th round (134th overall) ... **8/23/21** - Placed on Reserve/Injured ... **8/30/22** - Waived by MIN ... **8/31/22** - Signed by MIN to practice squad ... **9/13/22** - Signed by PHI to active roster from MIN practice squad ... **10/15/22** - Placed on Reserve/Injured ... **12/6/22** - Activated from Reserve/Injured ... **1/7/23** - Placed on Reserve/Injured



2022 GAME-BY-GAME STATISTICS (MIN & PHI)													
Date	Opp	GP/S	Tot	Solo	Sk	Int	PD	FF	FR	Snaps	Pct		
Sep 11	at Det	W	---	VIKINGS PRACTICE SQUAD									
SIGNED BY EAGLES TO ACTIVE ROSTER FROM VIKINGS PRACTICE SQUAD (9/13/22)													
Sep 19	Min	W	0/0	INACTIVE									
Sep 25	at Was	W	0/0	INACTIVE									
Oct 2	Jax	W	0/0	INACTIVE									
Oct 9	at Ari	W	0/0	INACTIVE									
Oct 16	Dal	W	0/0	RESERVE/INJURED									
Oct 30	Pit	W	0/0	RESERVE/INJURED									
Nov 3	at Hou	W	0/0	RESERVE/INJURED									
Nov 14	Was	L	0/0	RESERVE/INJURED									
Nov 20	at Ind	W	0/0	RESERVE/INJURED									
Nov 27	GB	W	0/0	RESERVE/INJURED									
Dec 4	Ten	W	0/0	RESERVE/INJURED									
Dec 11	at NYG	W	0/0	INACTIVE									
Dec 18	at Chi	W	0/0	INACTIVE									
Dec 24	at Dal	L	0/0	INACTIVE									
Jan 1	NO	L	0/0	INACTIVE									
Jan 8	NYG	W	0/0	RESERVE/INJURED									
<b>Totals</b>			<b>0/0</b>	<b>0</b>	<b>0</b>	<b>0.0</b>	<b>0</b>	<b>0</b>	<b>0</b>	<b>0</b>	<b>0%</b>		
PLAYOFFS													
Jan 21	NYG	W	0/0	RESERVE/INJURED									
Jan 29	SF	W	0/0	RESERVE/INJURED									
Feb 12	vs. KC	L	0/0	RESERVE/INJURED									
<b>Totals</b>			<b>0/0</b>	<b>0</b>	<b>0</b>	<b>0.0</b>	<b>0</b>	<b>0</b>	<b>0</b>	<b>0</b>	<b>0%</b>		







# TYRESE ROBINSON

GUARD | 76

**Height:** 6-3 **Weight:** 317 **DOB:** Aug. 21, 1999 (Age 23)

**NFL Experience:** 1st Year (1st with Eagles) **Draft:** UDFA-22 by WAS **Acquired:** FA-22

**College:** Oklahoma **Hometown (HS):** Boyd, TX (Boyd)



## BIRDSEED

- ▶ Blocked for **Jalen Hurts** at Oklahoma during the 2019 campaign, when the Sooners won 12 games, captured the Big 12 Championship and made an appearance in the College Football Playoff

## CAREER HIGHLIGHTS

- ▶ Contributed to the Eagles' practice squad in 2022, when Philadelphia made a Super Bowl LVII appearance ... Joined the Eagles after spending part of training camp with Washington as an undrafted rookie

## COLLEGE HIGHLIGHTS

- ▶ Appeared in 43 career games (38 starts) at Oklahoma, where he started games at RT (15) and RG (23) ... An *Associated Press* second-team All-Big 12 selection in 2021 ... Allowed 2 sacks on 400 pass plays in 2020 ... Played in all 14 games in 2019, including the CFP Semifinal vs. LSU

## TRANSACTIONS

- ▶ **2022** - Signed by WAS as UDFA ... **8/7/22** - Waived by WAS ... **10/3/22** - Signed by PHI to practice squad ... **11/25/22** - Waived by PHI ... **11/30/22** - Signed by PHI to practice squad ... **2/16/23** - Signed by PHI to reserve/future contract

**Nickname:** "When I was younger, my mom and my pee-wee football coaches called me 'Big Baby.'" ... **First job:** "At a Christmas tree lot in high school. It was a seasonal job. I just needed some extra cash. I helped out chopping down trees, putting them on cars. It was so cold." ... **Hobbies:** Video games, shopping, going to museums ... **Place he'd like to visit:** Rio de Janeiro ... **Desired talent:** "I wish I could play an instrument, maybe piano." ... **Guilty pleasure:** "Honeybuns. Put it in the microwave for like 5 seconds to heat it up." ... **If he could play another sport:** "I played basketball before football. I'd go help out the Lakers right now." ... **Favorite movie:** *The Blindside* ... **Favorite TV show:** *Breaking Bad* ... **Favorite food:** Tacos



# BRADY RUSSELL

TIGHT END | 83



**Height:** 6-3 **Weight:** 247 **DOB:** Aug. 31, 1998 (Age 24)  
**NFL Experience:** Rookie (1st with Eagles) **Draft:** UDFA-23 by PHI  
**College:** Colorado **Hometown (HS):** Fort Collins, CO (Fossil Ridge)

## COLLEGE STATISTICS

Year	Team	GP/S	RECEIVING					OFF SNAPS	
			Rec	Yds	Avg	Lg	TD	No	Pct
2018	Colorado	12/3	5	41	8.2	18	0	---	---
2019	Colorado	12/11	23	221	9.6	27	2	---	---
2020	Colorado	2/2	5	77	15.4	34	1	---	---
2021	Colorado	12/12	25	307	12.3	65	0	---	---
2022	Colorado	11/9	20	153	7.7	14	0	---	---
<b>Totals</b>		<b>49/37</b>	<b>78</b>	<b>799</b>	<b>10.2</b>	<b>65</b>	<b>3</b>	---	---

## BIRDSEED

- ▶ Has several military ties with his immediate family ... Originally born on Camp Pendleton Marine Corps Base, where his father, Randy, was stationed ... His brother, Tyler, also served in the Naval Academy
- ▶ Comes from a family of athletes as well ... His father and uncle, Marc Booth, played football at Arkansas, and his brother was an indoor and outdoor high jumper at Navy ... His uncle, **Matt Russell**, who currently serves as the Eagles' senior personnel director/advisor to the general manager, was an All-American LB at Colorado who was chosen by Detroit in the 4th round (130th overall) of the 1997 NFL Draft

## COLLEGE HIGHLIGHTS

- ▶ Enjoyed a five-year collegiate career at Colorado (2018-22) ... A team captain who finished his time with the Buffaloes with 799 yards and 3 TDs on 67 receptions (10.2 avg.) in 49 games (37 starts)
- ▶ Honored on the All-Pac-12, John Mackey Award (nation's top TE) and East-West Shrine Game 1,000 preseason watch lists in 2022 ... During the 2021 season, became the first TE in Colorado history to lead the team in both catches (25) and yards (307) in 15 years

## TRANSACTIONS

- ▶ **2023** - Signed by PHI as UDFA



**First job:** Bus boy at Texas Roadhouse ... **Bucket list:** Own a duck hunting group and guide people on hunts in Arkansas ... **Surprisingly good at:** Dog training ... **If he could play another sport, what position:** Team roper with his brother in the rodeo or outside hitter in volleyball ... **Karaoke song of choice:** "Unapologetically Country as Hell" by Hardy ... **Favorite movie:** *Remember the Titans* ... **Favorite music artist:** Cody Johnson ... **Favorite quote:** "If the spotlight shining on you is greater than the light coming from you, it will kill you."



# BOSTON SCOTT

## RUNNING BACK | 35



**Height:** 5-6 **Weight:** 203 **DOB:** April 27, 1995 (Age 28)  
**NFL Experience:** 5th Year (5th with Eagles) **Draft:** D6b-18 (201st overall) by NO **Acquired:** PS-NO-18  
**College:** Louisiana Tech **Hometown (HS):** Zachary, LA (Zachary)

### CAREER STATISTICS

Year	Team	GP/S	RUSHING					RECEIVING					TYS	OFF SNAPS		
			Att	Yds	Avg	Lg	TD	Rec	Yds	Avg	Lg	TD		No	Pct	
2018	Philadelphia	2/0	0	0	---	--	0	0	0	---	--	0	0	0	0	0%
2019	Philadelphia	11/2	61	245	4.0	25	5	24	204	8.5	39	0	449	187	16%	
2020	Philadelphia	16/4	80	374	4.7	56t	1	25	212	8.5	18t	1	586	483	43%	
2021	Philadelphia	16/4	87	373	4.3	23	7	13	83	6.4	19	0	456	219	20%	
2022	Philadelphia	15/2	54	217	4.0	21	3	5	15	3.0	5	0	232	170	14%	
<b>Totals</b>		<b>60/12</b>	<b>282</b>	<b>1,209</b>	<b>4.3</b>	<b>56t</b>	<b>16</b>	<b>67</b>	<b>514</b>	<b>7.7</b>	<b>39</b>	<b>1</b>	<b>1,723</b>	<b>---</b>	<b>---</b>	

### PLAYOFFS

2018	Philadelphia	2/0	0	0	---	--	0	0	0	---	--	0	0	3	3%
2019	Philadelphia	1/0	6	25	4.2	15	0	3	23	7.7	21	0	48	21	30%
2021	Philadelphia	1/0	1	34	34.0	34t	1	1	1	1.0	1	0	35	6	9%
2022	Philadelphia	3/0	15	61	4.1	10	2	1	9	9.0	9	0	70	51	23%
<b>Totals</b>		<b>7/0</b>	<b>22</b>	<b>120</b>	<b>5.5</b>	<b>34t</b>	<b>3</b>	<b>5</b>	<b>33</b>	<b>6.6</b>	<b>21</b>	<b>0</b>	<b>153</b>	<b>---</b>	<b>---</b>

### ADDITIONAL STATISTICS

**Fumbles/Lost:** 7/2 - 2019 (4/1), 2020 (2/0), 2021 (1/1) **Kickoff Returns:** 58-1,334 - 2018 (4-96), 2019 (10-229), 2020 (28-590), 2021 (1-13), 2022 (15-406)

**Postseason Kickoff Returns:** 5-107 - 2018 (3-54), 2019 (1-24), 2022 (1-29) **Punt Returns:** 6-43 - 2019 (6-43) **Special Teams Tackles:** 4 - 2021 (2), 2022 (2)

### CAREER HIGHS

<b>Rush Attempts</b>	19	12/29/19 at NYG
<b>Rushing Yards</b>	81	11/14/21 at Den.
<b>Rushing Long</b>	56t	11/15/20 at NYG
<b>Rushing TDs</b>	3	12/29/19 at NYG
<b>Receptions</b>	7	12/15/19 at Was.
<b>Receiving Yards</b>	84	12/29/19 at NYG
<b>Receiving Long</b>	39	12/29/19 at NYG
<b>Receiving TDs</b>	1	10/22/20 vs. NYG
<b>Scrimmage Yards</b>	138	12/29/19 at NYG
<b>Scrimmage TDs</b>	3	12/29/19 at NYG

### BIRDSEED

- ▶ Signed with esports vertical Dignitas to become the first two-sport NFL and Rocket League pro ... Has the status of Grand Champion in Rocket League, which puts him in the top 0.52% of players in the world
- ▶ Has represented the American Neurological Association through the NFL's *My Cause My Cleats* campaign ... Is closely tied to the organization having been diagnosed with cramp-fasciculation syndrome during college ... His father also suffered a stroke that affected his speech as well as his right side ... Chose to honor the association in appreciation of what they do to encourage research and provide support
- ▶ When he was in sixth grade, he didn't make his middle school football team, so he joined band to play the trombone ... His family has a number of musicians in it, including his younger sister, who composes music and has had her work played at public events ... Also credits his grandmother, father and aunt as other musicians in the family
- ▶ Was involved in a number of activities in high school, including band, interact club and guitar club ... In addition to playing football, lettered in soccer and track and won the state title in powerlifting

### CAREER HIGHLIGHTS

- ▶ A member of the Eagles' Super Bowl LVII roster in 2022
- ▶ In 2021, ranked 1st in the NFL with an 8.0% rushing TD percentage ... Logged a career-high 7 rushing TDs on 87 attempts that season
- ▶ Became the seventh player in franchise history to score 3 rushing TDs in a game and totaled a career-high 138 scrimmage yards in the division-clinching victory at N.Y. Giants on 12/29/19 ... Earned **NFC Offensive Player of the Week** honors for his performance







2022 GAME-BY-GAME STATISTICS (PHI)

Date	Opp	GP/S	RUSHING					RECEIVING					OFF SNAPS			
			Att	Yds	Avg	Lg	TD	Rec	Yds	Avg	Lg	TD	TYS	No	Pct	
Sep 11	at Det	W	1/0	4	10	2.5	8	1	0	0	---	--	0	10	14	18%
Sep 19	Min	W	1/0	4	19	4.8	16	0	1	2	2.0	2	0	21	15	21%
Sep 25	at Was	W	1/0	2	0	0.0	1	0	0	0	---	--	0	0	7	10%
Oct 2	Jax	W	0/0	INACTIVE												
Oct 9	at Ari	W	0/0	INACTIVE												
Oct 16	Dal	W	1/0	6	16	2.7	8	0	0	0	---	--	0	16	10	14%
Oct 30	Pit	W	1/0	7	21	3.0	8	0	0	0	---	--	0	21	13	23%
Nov 3	at Hou	W	1/0	1	5	5.0	5	0	0	0	---	--	0	5	5	8%
Nov 14	Was	L	1/1	1	5	5.0	5	0	0	0	---	--	0	5	5	10%
Nov 20	at Ind	W	1/0	3	8	2.7	3	0	2	4	2.0	5	0	12	13	19%
Nov 27	GB	W	1/1	3	24	8.0	19	0	0	0	---	--	0	24	10	12%
Dec 4	Ten	W	1/0	6	16	2.7	5	0	1	5	5.0	5	0	21	17	23%
Dec 11	at NYG	W	1/0	6	33	5.5	11	1	1	1	4.0	4	0	37	12	18%
Dec 18	at Chi	W	1/0	0	0	---	--	0	0	0	---	--	0	0	4	5%
Dec 24	at Dal	L	1/0	0	0	---	--	0	0	0	---	--	0	0	3	4%
Jan 1	NO	L	1/0	2	6	3.0	8	0	0	0	---	--	0	6	18	33%
Jan 8	NYG	W	1/0	9	54	6.0	21	1	0	0	---	--	0	54	24	33%
<b>Totals</b>			<b>15/2</b>	<b>54</b>	<b>217</b>	<b>4.0</b>	<b>21</b>	<b>3</b>	<b>5</b>	<b>15</b>	<b>3.0</b>	<b>5</b>	<b>0</b>	<b>232</b>	<b>170</b>	<b>14%</b>

PLAYOFFS

Jan 21	NYG	W	1/0	6	32	5.3	10	1	0	0	---	--	0	32	16	23%
Jan 29	SF	W	1/0	6	21	3.5	10t	1	0	0	---	--	0	21	22	30%
Feb 12	vs. KC	L	1/0	3	8	2.7	9	0	1	9	9.0	9	0	17	13	17%
<b>Totals</b>			<b>3/0</b>	<b>15</b>	<b>61</b>	<b>4.1</b>	<b>10</b>	<b>2</b>	<b>1</b>	<b>9</b>	<b>9.0</b>	<b>9</b>	<b>0</b>	<b>70</b>	<b>51</b>	<b>23%</b>

**First job:** Concessions ... **Bucket list:** Go to a Formula 1 race ... **Surprisingly good at:** "I play a lot of instruments." ... **If he could play another sport:** Soccer ... **Favorite music/artists:** "R&B, but my favorite artists are Chance the Rapper, Kendrick Lamar, J. Cole and Lil Wayne." ... **Favorite athlete growing up:** Barry Sanders ... **Favorite meal:** Shrimp fettuccine alfredo ... **Moment left starstruck:** "Seeing Keke Palmer."

MULTI-TOUCHDOWN GAMES

Date	Opponent	Rush	Rec	Total
12/29/19	at New York Giants (W, 34-17)	3	0	3
1/2/22	at Washington (W, 20-16)	2	0	2
10/31/21	at Detroit Lions (W, 44-6)	2	0	2



NOTES TO KNOW

- ▶ Leads all league RBs in rushing TD percentage (5.7%) since 2018 (min. 250 attempts) ... Has totaled 16 rushing TDs on 282 carries
- ▶ His 10 career TDs against the Giants are tied for the 5th-most by any NFL RB since the 1970 merger, trailing only **Emmitt Smith** (24), **Larry Brown** (16), **Brian Westbrook** (13) and **Ezekiel Elliott** (11)

2022 SEASON - EAGLES

- ▶ Rushed 54 times for 217 yards and 3 TDs and caught 5 passes for 15 yards ... Also returned 15 kickoffs for 406 yards (27.1 avg.) ... His 27.1 kickoff return average is the 8th-highest mark in team history
- ▶ Helped the Eagles reach Super Bowl LVII after registering rushing TDs in the NFC Divisional Round vs. N.Y. Giants (1/21/23) and NFC Championship Game vs. San Francisco (1/29/23)

COLLEGE HIGHLIGHTS

- ▶ Played collegiately at Louisiana Tech (2013-17) ... Named All-Conference USA after rushing for 1,047 yards and 8 TDs and totaling 20 receptions for 181 yards and 1 TD as a senior in 2017
- ▶ Originally joined the Bulldogs as a walk-on

TRANSACTIONS

- ▶ **2018** - Drafted by NO in 6th round (201st overall) ... **9/5/18** - Waived by NO ... **9/7/18** - Signed by NO to practice squad ... **12/11/18** - Signed by PHI to active roster from NO practice squad ... **8/31/19** - Waived by PHI ... **9/1/19** - Signed by PHI to practice squad ... **10/11/19** - Signed by PHI to active roster ... **4/1/21** - Signed by PHI to exclusive rights tender ... **1/3/22** - Placed on Reserve/COVID-19 ... **1/10/22** - Activated from Reserve/COVID-19 ... **3/19/22** - Agreed to terms with PHI on 1-year contract ... **3/15/23** - Agreed to terms with PHI on 1-year contract



# JOSIAH SCOTT

CORNERBACK | 33



**Height:** 5-9 **Weight:** 185 **DOB:** April 5, 1999 (Age 24)  
**NFL Experience:** 4th Year (3rd with Eagles) **Draft:** D4b-20 (137th overall) by JAX **Acquired:** T-Jax-21  
**College:** Michigan State **Hometown (HS):** Hamilton, OH (Fairfield)

### CAREER STATISTICS

Year	Team	GP/S	TACKLES				PASS RUSH			INTERCEPTIONS					FUMBLES		DEF SNAPS	
			Total	Solo	Asst	TFL	Sacks	QBH	QBP	Int	Yds	Lg	TD	PD	FF	FR	No	Pct
2020	Jacksonville	6/0	11	10	1	1	0.0	0	0	0	0	--	0	0	0	0	80	7%
2021	Philadelphia	13/0	8	6	2	1	1.0	1	1	0	0	--	0	0	0	0	90	8%
2022	Philadelphia	16/4	24	17	7	2	0.0	0	0	2	13	13	0	8	0	0	388	35%
<b>Totals</b>		<b>35/4</b>	<b>43</b>	<b>33</b>	<b>10</b>	<b>4</b>	<b>1.0</b>	<b>1</b>	<b>1</b>	<b>2</b>	<b>13</b>	<b>13</b>	<b>0</b>	<b>8</b>	<b>0</b>	<b>0</b>	<b>---</b>	<b>---</b>

### PLAYOFFS

2021	Philadelphia	1/0	0	0	0	0	0.0	0	0	0	0	--	0	0	0	0	0	0%
2022	Philadelphia	1/0	1	1	0	0	0.0	0	0	0	0	--	0	0	0	0	5	3%
<b>Totals</b>		<b>2/0</b>	<b>1</b>	<b>1</b>	<b>0</b>	<b>0</b>	<b>0.0</b>	<b>0</b>	<b>0</b>	<b>0</b>	<b>0</b>	<b>--</b>	<b>0</b>	<b>0</b>	<b>0</b>	<b>0</b>	<b>---</b>	<b>---</b>

### ADDITIONAL STATISTICS

**Special Teams Tackles:** 6 - 2021 (4), 2022 (2) **Postseason Special Teams Tackles:** 2 - 2021 (2)

### CAREER HIGHS

<b>Tackles</b>	5	1/8/22 vs. Dal.
<b>Sacks</b>	1.0	1/8/22 vs. Dal.
<b>INTs</b>	1	2x, last: 1/1/23 vs. NO
<b>PDs</b>	2	11/20/22 at Ind.
<b>FFs</b>	--	---
<b>FRs</b>	--	---

**Hobbies:** Watching movies, playing video games and golfing ... **First job:** Host at Max & Erma's ... **Bucket list:** Travel out of the country ... **NFL player he models his game after:** Likes the mentality of Jamal Adams and Tyrann Mathieu ... **Favorite meal:** Burger and wings ... **Favorite athlete growing up:** "I was an Eagles fan growing up, so I was a big Brian Dawkins fan. I loved watching Brian Dawkins play. The intensity that he played with, it was crazy and unlike any other." ... **Favorite sports moment:** 'Miracle at the Meadowlands' when DeSean Jackson returned the Matt Dodge punt for a game-winning TD



### BIRDSEED

- ▶ Is one of four brothers – Elijah, Isaiah and Joshua – to play colleg football ... Elijah played LB at Mount Union and helped the Purple Raiders win a Division III National Championship in 2017 ... Isaiah and Joshua were also on Mount Union's 2012 National Championship roster
- ▶ Supported the ALS Association through the NFL's *My Cause My Cleats* initiative during the 2020-22 seasons ... The foundation raises critical funds for ALS research and patient services ... Selected this cause in honor of his best friend's father who battles with the disease

### CAREER HIGHLIGHTS

- ▶ A member of the Eagles' Super Bowl LVII roster in 2022
- ▶ Originally entered the NFL in 2019 as a 4th-round draft choice (137th overall) by Jacksonville ... Spent his rookie year with the Jaguars

### 2022 SEASON - EAGLES

- ▶ Started four contests across 16 games ... Produced 24 total tackles, 8 PDs, 2 TFLs and 2 INTs ... His 8 PDs (career-high) were tied for the 3rd-most on the team ... Added 2 tackles on special teams
- ▶ Registered his 2nd INT of the season in the game against New Orleans (1/1/23) ... Intercepted Saints QB **Andy Dalton** to set the Eagles up for a FG before halftime ... Also totaled 4 tackles in the outing
- ▶ Recorded his first career INT after he picked off QB **Aaron Rodgers** on the Packers' opening drive ... Finished with 3 tackles, 1 INT and 1 PD in the 40-33 win vs. Green Bay (11/27/22)

### COLLEGE HIGHLIGHTS

- ▶ A three-year letterwinner at Michigan State who produced 98 tackles, 32 PDs (T-12th in school history), 2 FFs and 1 FR in 30 career games
- ▶ Started all 13 games and earned All-Big Ten honors as a junior in 2019 ... Led the Spartans with a career-high 3 INTs, which tied for the 2nd-most in the Big Ten, in addition to recording a team-best 11 PDs



2022 GAME-BY-GAME STATISTICS (PHI)													
Date	Opp		GP/S	Tot	Solo	Sk	Int	PD	FF	FR	Snaps	Pct	
Sep 11	at Det	W	1/0	0	0	0.0	0	0	0	0	0	0%	
Sep 19	Min	W	1/0	0	0	0.0	0	0	0	0	9	15%	
Sep 25	at Was	W	1/0	0	0	0.0	0	0	0	0	0	0%	
Oct 2	Jax	W	1/1	3	1	0.0	0	1	0	0	42	89%	
Oct 9	at Ari	W	1/1	4	3	0.0	0	0	0	0	69	100%	
Oct 16	Dal	W	1/0	0	0	0.0	0	0	0	0	0	0%	
Oct 30	Pit	W	1/0	0	0	0.0	0	0	0	0	0	0%	
Nov 3	at Hou	W	0/0	INACTIVE									
Nov 14	Was	L	1/1	2	2	0.0	0	1	0	0	54	65%	
Nov 20	at Ind	W	1/0	2	2	0.0	0	2	0	0	48	74%	
Nov 27	GB	W	1/1	3	1	0.0	1	1	0	0	33	67%	
Dec 4	Ten	W	1/0	2	2	0.0	0	1	0	0	41	75%	
Dec 11	at NYG	W	1/0	2	1	0.0	0	0	0	0	16	25%	
Dec 18	at Chi	W	1/0	0	0	0.0	0	0	0	0	2	3%	
Dec 24	at Dal	L	1/0	2	2	0.0	0	1	0	0	42	58%	
Jan 1	NO	L	1/0	4	3	0.0	1	1	0	0	32	46%	
Jan 8	NYG	W	1/0	0	0	0.0	0	0	0	0	0	0%	
<b>Totals</b>			<b>16/4</b>	<b>24</b>	<b>17</b>	<b>0.0</b>	<b>2</b>	<b>8</b>	<b>0</b>	<b>0</b>	<b>388</b>	<b>35%</b>	
PLAYOFFS													
Jan 21	NYG	W	1/0	1	1	0.0	0	0	0	0	5	10%	
Jan 29	SF	W	0/0	INACTIVE									
Feb 12	vs. KC	L	0/0	INACTIVE									
<b>Totals</b>			<b>1/0</b>	<b>0</b>	<b>0</b>	<b>0.0</b>	<b>0</b>	<b>0</b>	<b>0</b>	<b>0</b>	<b>5</b>	<b>3%</b>	



**TRANSACTIONS**

- ▶ **2020** - Drafted by JAX in 4th round (137th overall) ... **7/27/20** - Placed on Reserve/COVID-19 ... **7/30/20** - Activated from Reserve/COVID-19 ... **5/18/21** - Acquired by PHI from JAX in exchange for CB Jameson Houston and a 2023 6th-round draft choice ... **9/2/20** - Placed on Reserve/Injured ... **10/2/21** - Activated from Reserve/Injured





# TREY SERMON

## RUNNING BACK | 22



**Height:** 6-0 **Weight:** 215 **DOB:** Jan. 30, 1999 (Age 24)  
**NFL Experience:** 3rd Year (2nd with Eagles) **Draft:** D3a-21 (88th overall) by SF **Acquired:** W-SF-22  
**College:** Ohio State **Hometown (HS):** Marietta, GA (Sprayberry)

### CAREER STATISTICS

Year	Team	GP/S	RUSHING					RECEIVING					OFF SNAPS		
			Att	Yds	Avg	Lg	TD	Rec	Yds	Avg	Lg	TD	TYS	No	Pct
2021	San Francisco	9/2	41	167	4.1	16	1	3	26	8.7	23	0	193	107	10%
2022	Philadelphia	2/0	2	19	9.5	14	0	0	0	---	--	0	19	8	1%
<b>Totals</b>		<b>11/2</b>	<b>43</b>	<b>186</b>	<b>4.3</b>	<b>16</b>	<b>1</b>	<b>3</b>	<b>26</b>	<b>8.7</b>	<b>23</b>	<b>0</b>	<b>212</b>	<b>---</b>	<b>---</b>

### PLAYOFFS

2021	San Francisco	1/0	0	0	---	--	0	0	0	---	--	0	0	0	0%
2022	Philadelphia	0/0	0	0	---	--	0	0	0	---	--	0	0	0	0%
<b>Totals</b>		<b>1/0</b>	<b>0</b>	<b>0</b>	<b>---</b>	<b>--</b>	<b>0</b>	<b>0</b>	<b>0</b>	<b>---</b>	<b>--</b>	<b>0</b>	<b>0</b>	<b>---</b>	<b>---</b>

### ADDITIONAL STATISTICS

**Special Teams Tackles:** 2 - 2021 (2) **Postseason Special Teams Tackles:** 1 - 2021 (1)

### CAREER HIGHS

<b>Rush Attempts</b>	19	10/3/21 vs. Sea.
<b>Rushing Yards</b>	89	10/3/21 vs. Sea.
<b>Rushing Long</b>	16	9/26/21 vs. GB
<b>Rushing TDs</b>	1	9/26/21 vs. GB
<b>Receptions</b>	2	9/26/21 vs. GB
<b>Receiving Yards</b>	23	11/21/21 at Jax.
<b>Receiving Long</b>	23	11/21/21 at Jax.
<b>Receiving TDs</b>	--	---
<b>Scrimmage Yards</b>	89	10/3/21 vs. Sea.
<b>Scrimmage TDs</b>	1	9/26/21 vs. GB

**Nickname:** T-Serm ... **First job:** "I worked drive thru at Taco Bell. I was taking people's money, had the headset on." ... **Bucket list:** Travel to Spain and attend a soccer match ... **Someone he'd like to meet one day:** LeBron James ... **Favorite athlete growing up:** LaDainian Tomlinson ... **Favorite movie:** *Rush Hour 3* ... **Favorite TV show:** *Martin* ... **Favorite music artist:** Gunna ... **Favorite food:** Italian food



### BIRDSEED

▶ His mother, Natoshia Mitchell, is one of his biggest inspirations for the resilience she has displayed throughout her life ... Natoshia endured the loss of multiple loved ones, car accidents and domestic abuse ... Despite the tragedy she faced, she became a symbol of strength for Trey and his older sister, Oneisha ... Her experience led her to found the nonprofit, Arise by Faith, which provides resources, programs and support systems for those suffering from domestic abuse ... She holds doctorate, master's and bachelor's degrees and authored a book, entitled *When My Soul Cried*, which details all she has overcome

### CAREER HIGHLIGHTS

▶ A member of the Eagles' 2022 roster that reached Super Bowl LVII  
 ▶ Spent his rookie season with San Francisco in 2021, when the 49ers advanced to the NFC Championship Game ... Appeared in nine games (two starts), recording 167 yards and 1 TD on 41 carries (4.1 avg.) and 26 yards on 3 receptions ... Also added 2 special teams tackles

### 2022 SEASON - EAGLES

▶ Contributed to an offense that helped Philadelphia make a Super Bowl LVII appearance ... Rushed for 19 yards in two contests

### COLLEGE HIGHLIGHTS

▶ Played three seasons at Oklahoma (2017-19) before transferring to Ohio State (2020) ... Appeared in 45 games between the two schools, rushing for 2,946 yards and 26 TDs on 455 attempts (6.5 avg.) ... Registered 48 receptions for 486 yards (10.1 avg.) and 3 TDs as well  
 ▶ Rushed for 870 yards and 4 TDs on 116 carries (7.5 avg.) in only eight games for the Buckeyes in 2020 ... During his career with the Sooners, totaled 2,076 yards and 22 TDs on 339 attempts (6.1 avg.)

### TRANSACTIONS

▶ **2021** - Drafted by SF in 3rd round (88th overall) ... **12/4/21** - Placed on Reserve/Injured ... **1/11/22** - Activated from Reserve/Injured ... **8/31/22** - Waived by SF ... **9/1/22** - Claimed off waivers by PHI



2022 GAME-BY-GAME STATISTICS (PHI)

				RUSHING					RECEIVING					OFF SNAPS		
Date	Opp		GP/S	Att	Yds	Avg	Lg	TD	Rec	Yds	Avg	Lg	TD	TYS	No	Pct
Sep 11	at Det	W	0/0	INACTIVE												
Sep 19	Min	W	0/0	INACTIVE												
Sep 25	at Was	W	0/0	INACTIVE												
Oct 2	Jax	W	1/0	2	19	9.5	14	0	0	0	---	--	0	19	5	6%
Oct 9	at Ari	W	1/0	0	0	0.0	0	0	0	0	---	--	0	0	3	4%
Oct 16	Dal	W	0/0	INACTIVE												
Oct 30	Pit	W	0/0	INACTIVE												
Nov 3	at Hou	W	0/0	INACTIVE												
Nov 14	Was	L	0/0	INACTIVE												
Nov 20	at Ind	W	0/0	INACTIVE												
Nov 27	GB	W	0/0	INACTIVE												
Dec 4	Ten	W	0/0	INACTIVE												
Dec 11	at NYG	W	0/0	INACTIVE												
Dec 18	at Chi	W	0/0	INACTIVE												
Dec 24	at Dal	L	0/0	INACTIVE												
Jan 1	NO	L	0/0	INACTIVE												
Jan 8	NYG	W	0/0	INACTIVE												
<b>Totals</b>			<b>2/0</b>	<b>2</b>	<b>19</b>	<b>9.5</b>	<b>14</b>	<b>0</b>	<b>0</b>	<b>0</b>	<b>---</b>	<b>--</b>	<b>0</b>	<b>19</b>	<b>8</b>	<b>1%</b>
PLAYOFFS																
Jan 21	NYG	W	0/0	INACTIVE												
Jan 29	SF	W	0/0	INACTIVE												
Feb 12	vs. KC	L	0/0	INACTIVE												
<b>Totals</b>			<b>0/0</b>	<b>0</b>	<b>0</b>	<b>---</b>	<b>--</b>	<b>0</b>	<b>0</b>	<b>0</b>	<b>---</b>	<b>--</b>	<b>0</b>	<b>0</b>	<b>0</b>	<b>0%</b>



# ARRYN SIPOSS

PUNTER | 10

(pronounced Aaron SIP-oss)

**Height:** 6-2 **Weight:** 212 **DOB:** Nov. 25, 1992 (Age 30)  
**NFL Experience:** 3rd Year (3rd with Eagles) **Draft:** UDFA-20 by DET **Acquired:** FA-21  
**College:** Auburn **Hometown (HS):** Melbourne, Australia (Hallam Senior College)



## CAREER STATISTICS

Year	Team	GP	No	Yds	Avg	Lg	TB	In20	Opp Ret	Opp Yds	Net Yds	Net Avg	Blk	ST
2021	Philadelphia	17	55	2,416	43.9	68	3	17	24	225	2,131	38.7	0	0
2022	Philadelphia	13	44	2,005	45.6	59	3	16	20	161	1,784	39.6	1	2
<b>Totals</b>		<b>30</b>	<b>99</b>	<b>4,421</b>	<b>44.7</b>	<b>68</b>	<b>6</b>	<b>33</b>	<b>44</b>	<b>386</b>	<b>3,915</b>	<b>39.2</b>	<b>1</b>	<b>2</b>

## PLAYOFFS

2021	Philadelphia	1	6	252	42.0	58	0	2	4	13	239	39.8	0	0
2022	Philadelphia	1	2	95	47.5	57	0	0	2	77	18	9.0	0	1
<b>Totals</b>		<b>2</b>	<b>8</b>	<b>347</b>	<b>43.4</b>	<b>58</b>	<b>0</b>	<b>2</b>	<b>6</b>	<b>90</b>	<b>257</b>	<b>32.1</b>	<b>0</b>	<b>1</b>

## ADDITIONAL STATISTICS

**Kickoffs:** 1 - 2021 (1)

## CAREER HIGHS

<b>Punts</b>	6	4x, last: 9/25/22 at Was.
<b>Punt Yards</b>	277	9/25/22 at Was.
<b>Punt Long</b>	68	9/19/21 vs. SF
<b>Inside 20</b>	4	9/25/22 at Was.
<b>Gross Average</b>	51.3	11/14/21 at Den.
<b>Net Average</b>	50.3	11/3/22 at Hou.

**Nickname:** Sip ... **Hobbies:** Golf and cooking ... **First job:** Dishwasher at Krispy Kreme ... **Surprisingly good at:** Singing ... **Desired talent:** Play guitar ... **If he could be any superhero:** "Batman, Christian Bale style. The guy is a beast." ... **If he owned a business:** Australian-style café/ coffee shop (he thinks we need better coffee in the United States) ... **If he could choose any karaoke song:** "Love Yourself" - Justin Bieber ... **Favorite TV shows:** Game of Thrones and Ozark ... **Favorite movies:** The Dark Knight ... **Favorite music artist:** Ed Sheeran ... **Favorite meal:** Pot and parma (Australian slang for a beer and chicken parmigiana) ... **Favorite athlete growing up:** Australian Rules Footballer Jason Cripps ... **Favorite sports moment:** Watching Australian Cathy Freeman win gold at the 2000 Sydney Olympics in the 400m

## BIRDSEED

- ▶ Formerly a professional Australian rules football player ... Originally selected by the St. Kilda Football Club of the Australian Football League with the 75th overall pick in 2010 ... Trained with ProKick Australia before transitioning to American football
- ▶ Picked by the Canadian Football League's Winnipeg Blue Bombers in the 4th round (33rd overall) of the 2021 CFL Draft
- ▶ Supported Maddie's Vision through the NFL's My Cause My Cleats initiative in 2021 ... Maddie's Vision aims to find a cure for Bone Marrow Failure Syndrome by funding urgent needs through research

## CAREER HIGHLIGHTS

- ▶ A member of the Eagles' Super Bowl LVII roster in 2022

## 2022 SEASON - EAGLES

- ▶ Appeared in 13 regular-season games and registered career highs in gross average (45.6) and net average (39.6) on 44 punts
- ▶ Set a career-high net average (50.3) at Houston (11/3/22)
- ▶ Totaled a new career-high after landing 4 of his 6 punts inside the 20 against Washington (9/25/22)

## COLLEGE HIGHLIGHTS

- ▶ Played in 26 career games at Auburn (2018-19), registering 117 punts for 5,150 yards (44.0 avg.), including 21 punts of 50+ yards (career-long 60 yards) as well as 33 punts inside the 20-yard line

## TRANSACTIONS

- ▶ **2020** - Signed by DET as UDFA ... **7/29/20** - Placed on Reserve/COVID-19 ... **8/9/20** - Activated from Reserve/COVID-19 ... **9/5/20** - Waived by DET ... **9/6/20** - Signed by DET to practice squad ... **10/21/20** - Released by DET from practice squad ... **10/24/20** - Signed by DET to practice squad ... **12/16/20** - Released by DET from practice squad ... **12/19/20** - Signed by DET to practice squad ... **1/13/21** - Signed by PHI to reserve/future contract ... **12/13/22** - Placed on Reserve/Injured ... **2/11/23** - Activated from Reserve/Injured







2022 GAME-BY-GAME STATISTICS (PHI)										
Date	Opp		No	Yds	Avg	Net	Lg	TB	In20	Blk
Sep 11	at Det	W	3	137	45.7	40.7	48	0	0	0
Sep 19	Min	W	4	179	44.8	43.5	49	0	2	0
Sep 25	at Was	W	6	277	46.2	39.5	53	2	4	0
Oct 2	Jax	W	3	134	44.7	35.3	53	1	1	0
Oct 9	at Ari	W	4	188	47.0	44.5	55	0	3	0
Oct 16	Dal	W	4	187	46.8	37.8	59	0	2	0
Oct 30	Pit	W	4	183	45.8	43.3	49	0	1	0
Nov 3	at Hou	W	3	149	49.7	50.3	52	0	0	0
Nov 14	Was	L	3	141	47.0	43.0	53	0	0	0
Nov 20	at Ind	W	4	167	41.8	35.5	49	0	1	0
Nov 27	GB	W	1	52	52.0	52.0	52	0	1	0
Dec 4	Ten	W	5	215	43.0	34.6	48	0	1	0
Dec 11	at NYG	W	0	0	---	---	--	0	0	1
Dec 18	at Chi	W	RESERVE/INJURED							
Dec 24	at Dal	L	RESERVE/INJURED							
Jan 1	NO	L	RESERVE/INJURED							
Jan 8	NYG	W	RESERVE/INJURED							
<b>Totals</b>			<b>44</b>	<b>2,005</b>	<b>45.6</b>	<b>39.6</b>	<b>59</b>	<b>3</b>	<b>16</b>	<b>1</b>
PLAYOFFS										
Jan 21	NYG	W	RESERVE/INJURED							
Jan 29	SF	W	RESERVE/INJURED							
Feb 12	vs. KC	L	2	95	47.5	9.0	57	0	0	0
<b>Totals</b>			<b>2</b>	<b>95</b>	<b>47.5</b>	<b>9.0</b>	<b>57</b>	<b>0</b>	<b>0</b>	<b>0</b>





# DARIUS SLAY

CORNERBACK | 2



**Height:** 6-0 **Weight:** 190 **DOB:** Jan. 1, 1991 (Age 32)  
**NFL Experience:** 11th Year (4th with Eagles) **Draft:** D2-13 (36th overall) by DET **Acquired:** T-Det-20  
**College:** Mississippi State **Hometown (HS):** Brunswick, GA (Brunswick)

ALL-PRO: 2017 PRO BOWL: 2018, 2019, 2020, 2022, 2023

### CAREER STATISTICS

Year	Team	GP/S	TACKLES				PASS RUSH			INTERCEPTIONS					FUMBLES		DEF SNAPS	
			Total	Solo	Asst	TFL	Sacks	QBH	QBP	Int	Yds	Lg	TD	PD	FF	FR	No	Pct
2013	Detroit	13/4	31	25	6	0	0.0	0	N/A	0	0	--	0	5	0	0	338	33%
2014	Detroit	16/16	60	47	13	1	0.0	0	N/A	2	42	40	0	17	0	0	1,012	97%
2015	Detroit	16/16	58	47	11	1	0.0	0	N/A	2	0	0	0	13	0	0	994	95%
2016	Detroit	13/13	44	43	1	1	1.0	1	1	2	24	13	0	13	1	0	731	71%
2017	Detroit	16/16	60	54	6	1	0.0	0	0	8	73	37	0	26	0	1	1,064	98%
2018	Detroit	15/15	43	40	3	1	0.0	0	0	3	107	67t	1	17	0	0	875	89%
2019	Detroit	14/14	46	36	10	0	0.0	0	0	2	19	19	0	13	0	1	858	75%
2020	Philadelphia	15/14	59	53	6	2	0.0	0	1	1	25	25	0	6	0	0	884	80%
2021	Philadelphia	16/16	52	40	12	5	0.0	0	0	3	76	51t	1	9	0	2	955	85%
2022	Philadelphia	17/17	55	40	15	0	0.0	0	0	3	17	19	0	14	0	0	1,003	91%
<b>Totals</b>		<b>151/141</b>	<b>508</b>	<b>425</b>	<b>83</b>	<b>12</b>	<b>1.0</b>	<b>1</b>	<b>---</b>	<b>26</b>	<b>383</b>	<b>67t</b>	<b>2</b>	<b>133</b>	<b>1</b>	<b>4</b>	<b>---</b>	<b>---</b>

### PLAYOFFS

2014	Detroit	1/1	0	0	0	0	0.0	0	N/A	0	0	--	0	1	0	0	61	98%
2016	Detroit	1/1	2	1	1	0	0.0	0	0	0	0	--	0	0	0	0	70	96%
2021	Philadelphia	1/1	5	4	1	0	0.0	0	0	0	0	--	0	1	0	0	71	97%
2022	Philadelphia	3/3	12	8	4	0	0.0	0	0	0	0	--	0	1	0	0	144	94%
<b>Totals</b>		<b>6/6</b>	<b>19</b>	<b>13</b>	<b>6</b>	<b>0</b>	<b>0.0</b>	<b>0</b>	<b>---</b>	<b>0</b>	<b>0</b>	<b>--</b>	<b>0</b>	<b>3</b>	<b>0</b>	<b>0</b>	<b>---</b>	<b>---</b>

### ADDITIONAL STATISTICS

Fumble Recovery TDs: 2 - 2021 (2) Special Teams Tackles: 2013 (3), 2014 (1), 2015 (1) Offensive Snaps: 2 - 2021 (2)

### CAREER HIGHS

<b>Tackles</b>	9	2x, last: 10/9/22 at Ari.
<b>Sacks</b>	1.0	10/2/16 at Chi.
<b>INTs</b>	2	4x, last: 9/19/22 vs. Min.
<b>PDs</b>	5	9/19/22 vs. Min.
<b>FFs</b>	1	10/9/16 vs. Phi.
<b>FRs</b>	1	4x, last: 10/31/21 at Det.

### BIRDSEED

- ▶ Goes by "Slay" or "Big Play Slay" ... Only his grandmother has permission to call him "Darius" ... His father, Darius Sr., calls him "Junior"
- ▶ Slay was born when Darius Sr. and his mother, Stephanie Lowe, were just 14 and 13 years old, respectively ... Considers his mother a 'big sister' who is one of his best friends in life as well as his idol
- ▶ His oldest son, Darion, was born when Slay was 15 years old ... Was forced to grow up quickly and understood that he had to treat school more seriously ... Darion pushed Slay to become the best version of himself and also drove him toward the NFL ... Treats Darion like he is his younger brother and connects with him through football
- ▶ Married to his wife, Jennifer, who he views as one of his biggest influences ... Jennifer played basketball at Southwest Oklahoma State
- ▶ In 2018, opened the Big Play Slay Center of Excellence, which is an academic center in his hometown of Brunswick, GA

### CAREER HIGHLIGHTS

- ▶ Is a five-time **Pro Bowl** honoree (2018, '19, '20, '22, '23) ... Also named first-team **All-Pro** by the *Associated Press* in 2017, when he produced an NFL-leading 8 INTs (tied with **Kevin Byard**) and 26 PDs
- ▶ Voted a team captain for the first time in his career in 2022, when he helped the Eagles defense make a Super Bowl LVII appearance





2022 GAME-BY-GAME STATISTICS (PHI)												
Date	Opp		GP/S	Tot	Solo	Sk	Int	PD	FF	FR	Snaps	Pct
Sep 11	at Det	W	1/1	6	4	0.0	0	0	0	0	67	97%
Sep 19	Min	W	1/1	1	1	0.0	2	5	0	0	49	80%
Sep 25	at Was	W	1/1	1	1	0.0	0	0	0	0	61	79%
Oct 2	Jax	W	1/1	0	0	0.0	0	0	0	0	3	6%
Oct 9	at Ari	W	1/1	9	7	0.0	0	0	0	0	69	100%
Oct 16	Dal	W	1/1	2	1	0.0	1	2	0	0	67	100%
Oct 30	Pit	W	1/1	2	1	0.0	0	1	0	0	76	100%
Nov 3	at Hou	W	1/1	4	2	0.0	0	0	0	0	59	98%
Nov 14	Was	L	1/1	4	4	0.0	0	1	0	0	83	100%
Nov 20	at Ind	W	1/1	4	3	0.0	0	0	0	0	65	100%
Nov 27	GB	W	1/1	4	4	0.0	0	1	0	0	46	94%
Dec 4	Ten	W	1/1	2	1	0.0	0	0	0	0	45	82%
Dec 11	at NYG	W	1/1	4	2	0.0	0	2	0	0	52	81%
Dec 18	at Chi	W	1/1	3	1	0.0	0	1	0	0	59	100%
Dec 24	at Dal	L	1/1	3	2	0.0	0	0	0	0	72	99%
Jan 1	NO	L	1/1	5	5	0.0	0	0	0	0	67	97%
Jan 8	NYG	W	1/1	1	1	0.0	0	1	0	0	63	100%
<b>Totals</b>			<b>17/17</b>	<b>55</b>	<b>40</b>	<b>0.0</b>	<b>3</b>	<b>14</b>	<b>0</b>	<b>0</b>	<b>1,003</b>	<b>91%</b>
PLAYOFFS												
Jan 21	NYG	W	1/1	5	4	0.0	0	1	0	0	47	90%
Jan 29	SF	W	1/1	3	0	0.0	0	0	0	0	42	91%
Feb 12	vs. KC	L	1/1	4	4	0.0	0	0	0	0	55	100%
<b>Totals</b>			<b>3/3</b>	<b>12</b>	<b>8</b>	<b>0.0</b>	<b>0</b>	<b>1</b>	<b>0</b>	<b>0</b>	<b>144</b>	<b>94%</b>



MULTI-INTERCEPTION GAMES		
Date	Opponent	INT
9/19/22	vs. Minnesota Vikings (W, 24-7)	2
10/10/21	at Carolina Panthers (W, 21-18)	2
12/16/17	vs. Chicago Bears (W, 20-10)	2
9/24/17	vs. Atlanta Falcons (L, 26-30)	2

- ▶ Spent the first seven years of his career with Detroit (2013-19) ... Recorded 347 tackles, 104 PDs and 19 INTs in 103 games (94 starts)

**NOTES TO KNOW**

- ▶ Leads all NFL players with 133 PDs since the 2013 campaign

**2022 SEASON - EAGLES**

- ▶ Voted to his fifth **Pro Bowl** after registering 55 tackles, 14 PDs and 3 INTs ... Joined **James Bradberry** as the only CB tandem in the NFL to both finish the season with 14+ PDs and 3+ INTs
- ▶ Earned **NFC Defensive Player of the Week** honors after leading the defense with a career-high 5 PDs and 2 INTs in the 24-7 victory vs. Min. (9/19/22) ... Became just the third Eagle since 1999 to record 5+ PDs and 2+ INTs in a game, joining **Lito Sheppard** (10/8/06 vs. Dallas) and **Troy Vincent** (12/19/99 vs. New England)


**COLLEGE HIGHLIGHTS**

- ▶ Played collegiately at Itawamba Community College (Fulton, MS) (2009-10) and Mississippi State (2011-12)
- ▶ Earned All-SEC honors as a senior at Mississippi State in 2012, when he recorded 40 tackles (26 solo) with a career-high 5 INTs, including 1 TD ... Totaled 24 tackles (16 solo) and 1 INT-TD as a junior in 2011
- ▶ Named MACJC First Team All-State following his sophomore year at Itawamba in 2010, registering 32 tackles, 1 FF and 1 FR
- ▶ As a freshman in 2009, produced 41 tackles, 2 FFs and 1.0 sack en route to MACJC First Team All-State recognition

**TRANSACTIONS**

- ▶ **2013** - Drafted by DET in 2nd round (36th overall) ... **7/26/16** - Signed by DET to 4-year contract extension ... **7/25/19** - Placed on Reserve/Non-Football Injury ... **8/2/19** - Activated from Reserve/Non-Football Injury ... **3/19/20** - Acquired by PHI from DET in exchange for 2020 3rd-round and 5th-round draft choices ... **3/16/23** - Signed by PHI to 2-year contract extension





# DEVONTA SMITH

WIDE RECEIVER | 6



**Height:** 6-0 **Weight:** 170 **DOB:** Nov. 14, 1998 (Age 24)  
**NFL Experience:** 3rd Year (3rd with Eagles) **Draft:** D1-21 (10th overall) by PHI  
**College:** Alabama **Hometown (HS):** Amite, LA (Amite)

### CAREER STATISTICS

			RECEIVING					OFF SNAPS	
Year	Team	GP/S	Rec	Yds	Avg	Lg	TD	No	Pct
2021	Philadelphia	17/16	64	916	14.3	46	5	916	82%
2022	Philadelphia	17/17	95	1,196	12.6	45	7	1,083	92%
<b>Totals</b>		<b>34/33</b>	<b>159</b>	<b>2,112</b>	<b>13.3</b>	<b>46</b>	<b>12</b>	---	---
			PLAYOFFS						
2021	Philadelphia	1/1	4	60	15.0	31	0	66	100%
2022	Philadelphia	3/3	15	197	13.1	45	1	208	95%
<b>Totals</b>		<b>4/4</b>	<b>19</b>	<b>257</b>	<b>13.5</b>	<b>45</b>	<b>1</b>	---	---
ADDITIONAL STATISTICS									
Fumbles/Lost: 2/2 - 2021 (1/1), 2022 (1/1) Punt Returns: 2-15 - 2022 (2-15)									

### CAREER HIGHS

Receptions	10	10/9/22 at Ari.
Receiving Yards	169	9/25/22 at Was.
Receiving Long	46	12/26/21 vs. NYG
Receiving TDs	2	2x, last: 12/24/22 at Dal.

**Nicknames:** Smitty, Slim Reaper, Skinny Batman ... **Place he'd like to visit:** Tokyo, Japan ... **Hidden talent:** Cooking ... **If he could play another sport, what position:** Basketball, point guard ... **What his job would be if he wasn't playing football:** "Probably detailing cars. That was my first job at the car wash." ... **Favorite athlete growing up:** Former Saints QB Aaron Brooks ... **Favorite pregame music:** "It's got to be Lil Boosie. For some reason, I listen to 'Candy Rain' (by Soul for Real) the whole time I'm stretching. I don't change the song. It's on repeat, the entire time, on loop." ... **Favorite movie:** *I'm Bout It* by Master P ... **Favorite food:** "Crawfish étouffée. That's Louisiana stuff."



### BIRDSEED

- ▶ Hosts the DeVonta Smith & Friends Celebrity Softball Game annually at the Lehigh Valley IronPigs (Philadelphia Phillies' Triple-A affiliate) stadium in Allentown, PA ... The fundraiser's teams feature a number of Eagles teammates and other players from across the league
- ▶ Is the son of Christina Smith-Sylve, who is a social worker, and Kelvin Dickerson, who manages a car-detailing business ... Also has a younger brother, Christian, who plays RB at Amite (LA) High School ... Bought a brand new home for his mother during the 2021 offseason
- ▶ Credits much of his success to his barber, Vincent Sanders, who became his mentor growing up ... Sanders helped reinforce that football was meant to be a part of Smith's future and drove him to camps
- ▶ Considers himself an excellent cook ... Admits that he doesn't always have the patience for cooking, so if he is making something, it means he really wants whatever it is ... Loves making crawfish étouffée from scratch or jambalaya ... Says his mother taught him how to cook
- ▶ Has represented the Eagles Autism Foundation through the NFL's *My Cause My Cleats* campaign ... The foundation helps support impactful autism research and care to improve the lives of affected individuals and families while aiming to drive scientific breakthroughs

### CAREER HIGHLIGHTS

- ▶ Produced 100 yards on 7 receptions (14.3 avg.) in Super Bowl LVII vs. Kansas City on 2/12/23, becoming the third player in Eagles history to have 100+ receiving yards in a Super Bowl ... Joined **Terrell Owens** (122) in Super Bowl XXXIX vs. New England on 2/6/05 and also **Corey Clement** (100) in Super Bowl LII at New England on 2/4/18
- ▶ Totaled the most receptions (95) by a WR in Eagles history in 2022
- ▶ With a career-high 1,196 receiving yards in 2022, teamed up with **A.J. Brown** (1,496) to become the Eagles' first 1,000+ yard receiving duo
- ▶ Set the team rookie record for receiving yards (916) in 2021, breaking the previous mark owned by **DeSean Jackson** in 2008 (912)

### 2022 SEASON - EAGLES

- ▶ Established career highs in receptions (95), receiving yards (1,196) and receiving TDs (7) ... Hauled in the most passes ever by an Eagles WR and joined **A.J. Brown** (1,496) as the first combo in franchise history to each post 1,000+ receiving yards in a season ... Ranked among the top 10 NFL WRs in receptions (10th) and receiving yards (8th)
- ▶ Paced the team with 196 receiving yards in the playoffs ... Turned in a 100-yard performance in Super Bowl LVII vs. Kansas City on 2/12/23, becoming the third Eagle to register 100+ receiving yards in a Super Bowl ... **Terrell Owens** (122 in Super Bowl XXXIX vs. New England on 2/6/05) and **Corey Clement** (100 in Super Bowl LII at New England on 2/4/18) are the only other Eagles to accomplish the feat

### COLLEGE HIGHLIGHTS

- ▶ Played collegiately at Alabama (2017-20), where he caught 235 passes for 3,965 yards and 46 TDs in 54 career games ... Finished as the SEC's all-time leader in receiving yards and TDs (5th-most in NCAA history)



2022 GAME-BY-GAME STATISTICS (PHI)										
Date	Opp		GP/S	Rec	Yds	Avg	Lg	TD	Snaps	Pct
Sep 11	at Det	W	1/1	0	0	---	--	0	74	96%
Sep 19	Min	W	1/1	7	80	11.4	19	0	72	99%
Sep 25	at Was	W	1/1	8	169	21.1	45	1	62	89%
Oct 2	Jax	W	1/1	3	17	5.7	7	0	71	87%
Oct 9	at Ari	W	1/1	10	87	8.7	22	0	72	99%
Oct 16	Dal	W	1/1	5	44	8.8	13	1	63	89%
Oct 30	Pit	W	1/1	5	23	4.6	14	0	42	74%
Nov 3	at Hou	W	1/1	2	22	11.0	22	0	58	89%
Nov 14	Was	L	1/1	6	39	6.5	15	1	43	86%
Nov 20	at Ind	W	1/1	6	78	13.0	24	0	64	94%
Nov 27	GB	W	1/1	4	50	12.5	17	0	74	92%
Dec 4	Ten	W	1/1	5	102	20.4	34t	1	63	86%
Dec 11	at NYG	W	1/1	5	64	12.8	41t	1	62	91%
Dec 18	at Chi	W	1/1	5	126	25.2	45	0	70	96%
Dec 24	at Dal	L	1/1	8	113	14.1	23	2	66	93%
Jan 1	NO	L	1/1	9	115	12.8	28	0	54	98%
Jan 8	NYG	W	1/1	7	67	9.6	16	0	73	100%
<b>Totals</b>			<b>17/17</b>	<b>95</b>	<b>1,196</b>	<b>12.6</b>	<b>45</b>	<b>7</b>	<b>1,083</b>	<b>92%</b>
PLAYOFFS										
Jan 21	NYG	W	1/1	6	61	10.2	40	1	67	96%
Jan 29	SF	W	1/1	2	36	18.0	29	0	67	91%
Feb 12	vs. KC	L	1/1	7	100	14.3	45	0	74	99%
<b>Totals</b>			<b>3/3</b>	<b>15</b>	<b>197</b>	<b>13.1</b>	<b>45</b>	<b>1</b>	<b>208</b>	<b>95%</b>

MOST RECEIVING YARDS		
Date	Opponent	Yds
9/25/22	at Washington Commanders (W, 24-8)	169
12/18/22	at Chicago Bears (W, 25-20)	126
10/3/21	vs. Kansas City Chiefs (L, 30-42)	122
11/7/21	vs. Los Angeles Chargers (L, 24-27)	116
1/1/23	vs. New Orleans Saints (L, 10-20)	115

MULTI-TOUCHDOWN GAMES		
Date	Opponent	TD
12/24/22	at Dallas Cowboys (L, 34-40)	2
11/14/21	at Denver Broncos (W, 30-13)	2



- ▶ Voted the 2020 Heisman Trophy winner after leading the NCAA in receptions (117), receiving yards (1,856) and receiving TDs (23) ... Became the first WR to capture the Heisman Trophy since **Desmond Howard** in 1991 ... Also became just the third player in Crimson Tide history to do so, joining **Derrick Henry** (2015) and **Mark Ingram** (2009)
- ▶ Recognized as the 2020 *Associated Press* Player of the Year (first WR to ever win the award) ... Also honored as the Biletnikoff Award winner (presented to the nation's top receiver), Paul Hornung Award recipient (awarded to the nation's most versatile player), a unanimous first-team All-America selection and SEC Offensive Player of the Year
- ▶ A two-time CFP National Champion (2017 and 2020) ... Selected as the Offensive MVP of the 2021 CFP National Championship Game after posting 12 receptions for 215 yards (17.9 avg.) and 3 TDs in the first half, shattering seven school, conference and CFP records

**TRANSACTIONS**

- ▶ **2021** - Drafted by PHI in 1st round (10th overall)





# NOLAN SMITH

LINEBACKER | 3



Height: 6-2 Weight: 238 DOB: Jan. 18, 2001 (Age 22)

NFL Experience: Rookie (1st with Eagles) Draft: D1b-23 (30th overall) by PHI

College: Georgia Hometown (HS): Savannah, GA (IMG Academy - Bradenton, FL)

## COLLEGE STATISTICS

Year	Team	GP/S	TACKLES				PASS RUSH			INTERCEPTIONS					FUMBLES		DEF SNAPS	
			Total	Solo	Asst	TFL	Sacks	QBH	QBP	Int	Yds	Lg	TD	PD	FF	FR	No	Pct
2019	Georgia	14/0	18	10	8	2.5	2.5	---	---	0	0	--	0	1	0	0	---	---
2020	Georgia	10/0	22	11	11	2.5	2.5	---	---	0	0	--	0	0	0	0	---	---
2021	Georgia	14/14	56	31	25	9	3.5	---	---	1	-2	-2	0	2	3	1	---	---
2022	Georgia	8/8	18	14	4	7	3.0	---	---	0	0	--	0	1	0	0	---	---
<b>Totals</b>		<b>36/22</b>	<b>114</b>	<b>66</b>	<b>48</b>	<b>21</b>	<b>11.5</b>	---	---	<b>1</b>	<b>-2</b>	<b>-2</b>	<b>0</b>	<b>4</b>	<b>3</b>	<b>1</b>	---	---

## ADDITIONAL STATISTICS

Kickoff Returns: 1-9 - 2022 (1-9) Punt Returns: 1-29 - 2021 (1-29) Blocked Punts: 1 - 2021 (1)



## BIRDSEED

- ▶ Was roommates with **Nakobe Dean** at Georgia
- ▶ Wears No. 3 as a tribute to his mother, Chakeima Bigham ... Chakeima also wore the number playing high school sports in Savannah, GA
- ▶ Posted historic figures at the 2023 NFL Combine, including a 4.39 40-yard dash and a 41.5-inch vertical ... Each of those led all DL at the Combine ... Became the heaviest player in Combine history to log a sub-4.4 40-yard dash along with a 40+ inch vertical
- ▶ A strong believer in making an impact in the community, organized an annual youth football camp called "Pups Day Out" in his hometown ... The event provides hands-on training of technique for children to develop as football players while gaining valuable life lessons
- ▶ Prepped at Calvary Day School (Savannah, GA) before transferring to IMG Academy (Bradenton, FL) for his final two years of high school ... Rated a top-five player nationally across recruiting platforms

## COLLEGE HIGHLIGHTS

- ▶ A two-time CFP National Champion (2021, '22) at Georgia (2019-22) ... During his Bulldogs career, registered 114 tackles (66 solo), 21 TFLs, 11.5 sacks, 4 PDs, 3 FFs, 1 FR and 1 INT in 36 games (22 starts)
- ▶ As a senior in 2022, led Georgia with 16 hurries through eight games (all starts) before sustaining a season-ending injury ... Finished with 18 tackles (14 solo), 7 TFLs, 3.0 sacks and 1 PD ... Named to preseason watch lists for the Outland Trophy (nation's top interior lineman) and Bronko Nagurski Trophy (nation's top defender) ... Additionally was a second-team preseason All-America selection by *Athlon Sports*
- ▶ Totaled 56 tackles (31 solo), 9 TFLs, 3.5 sacks, 3 FFs, 2 PDs and 1 FR over 14 games (all starts) during his junior campaign in 2021 ... Earned SEC Co-Defensive Player of the Week twice, including when he produced a FF, FR and INT in that span of 39 seconds vs. Florida

## TRANSACTIONS

- ▶ **2023** - Drafted by PHI in 1st round (30th overall)





# TYLER STEEN

GUARD | 56

**Height:** 6-6 **Weight:** 321 **DOB:** June. 24, 2000 (Age 23)  
**NFL Experience:** Rookie (1st with Eagles) **Draft:** D3a-23 (65th overall) by PHI  
**College:** Alabama **Hometown (HS):** Miami, FL (St. Thomas Aquinas)



## COLLEGE STATISTICS

Year	Team	GP/S	OFF SNAPS	
			No	Pct
2018	Vanderbilt	5/0	---	---
2019	Vanderbilt	12/12	---	---
2020	Vanderbilt	9/9	---	---
2021	Vanderbilt	12/12	---	---
2022	Alabama	13/13	---	---
<b>Totals</b>		<b>51/46</b>	---	---

## ADDITIONAL STATISTICS

**Tackles:** 4 - 4 (2018)

## BIRDSEED

- ▶ Comes from a family with a strong military background ... His grandfather, Sgt. Rodney M. Davis, was posthumously honored with the Medal of Honor after jumping on a grenade to save his fellow soldiers during the Vietnam War ... Steen takes grade pride in knowing his grandfather sacrificed his life for his country at age 25 ... His father, Daris Steen, is a retired Marine who instilled great values in him growing up
- ▶ His father played football at LSU and also coached him when he was younger ... His brother, Blake, currently plays guard at Virginia
- ▶ Prepped at St. Thomas Aquinas (FL) High School, which has produced the most NFL Draft selections in the country since 2013
- ▶ Has experience playing on the defensive side of the ball ... Started his Vanderbilt career as a DL before transitioning full-time to OL

## COLLEGE HIGHLIGHTS

- ▶ Played five seasons in the collegiate ranks, including stints at Alabama (2022) and Vanderbilt (2018-21) ... Started his final 46 games with the Crimson Tide and Commodores, appearing at both OT positions
- ▶ During his redshirt senior season at Alabama in 2022, garnered second-team All-SEC honors after earning the Crimson Tide's starting LT job ... Started all 13 games and totaled 25 knockdown blocks while protecting the nation's No. 4 scoring offense (41.1 ppg) ... Appeared in 38 contests (33 starts) over his four-year career at Vanderbilt

## TRANSACTIONS

- ▶ **2023** - Drafted by PHI in 3rd round (65th overall)





# JACK STOLL

TIGHT END | 89

(pronounced STOLE)

**Height:** 6-4 **Weight:** 247 **DOB:** Jan. 28, 1998 (Age 25)  
**NFL Experience:** 3rd Year (3rd with Eagles) **Draft:** UDFA-21 by PHI  
**College:** Nebraska **Hometown (HS):** Aurora, CO (Regis Jesuit)



## CAREER STATISTICS

Year	Team	GP/S	RECEIVING					OFF SNAPS	
			Rec	Yds	Avg	Lg	TD	No	Pct
2021	Philadelphia	16/5	4	22	5.5	9	0	331	30%
2022	Philadelphia	17/11	11	123	11.2	26	0	574	49%
<b>Totals</b>		<b>33/16</b>	<b>15</b>	<b>145</b>	<b>9.7</b>	<b>26</b>	<b>0</b>	---	---

PLAYOFFS									
2021	Philadelphia	1/0	0	0	---	---	0	14	21%
2022	Philadelphia	3/1	1	5	5.0	5	0	84	38%
<b>Totals</b>		<b>4/1</b>	<b>1</b>	<b>5</b>	<b>5.0</b>	<b>5</b>	<b>0</b>	---	---

## ADDITIONAL STATISTICS

**Special Teams Tackles:** 4 - 2021 (2), 2022 (2) **Fumble Recoveries:** 1 - 2021 (1)  
**Postseason Special Teams Tackles:** 2 - 2021 (1), 2022 (1)

## CAREER HIGHS

Receptions	3	12/4/22 vs. Ten.
Receiving Yards	41	12/4/22 vs. Ten.
Receiving Long	26	12/4/22 vs. Ten.
Receiving TDs	--	---



## BIRDSEED

- ▶ Began sporting a mullet during his time in college ... He and his teammate decided to grow their hair out to “spice it up” and saw it quickly become a craze on the team as many Nebraska players adopted the hairstyle ... Didn’t have a mullet when he joined the Eagles, noting on the *Eagles Insider Podcast*, “I had enough sense to realize, hey, being an undrafted cat coming in here, I can’t be making a statement like that.” ... When asked about the future of the look, which returned during the 2022 season, Stoll responded, “You just roll with a mullet. I think anyone who’s got a mullet and has a plan shouldn’t have one.”
- ▶ Has represented the Eagles Autism Foundation through the NFL’s *My Cause My Cleats* campaign ... The foundation helps support impactful autism research and care to improve the lives of affected individuals and families while aiming to drive scientific breakthroughs

## CAREER HIGHLIGHTS

- ▶ Contributed to an Eagles offense that helped the team reach Super Bowl LVII in 2022 ... Played in a career-high 574 offensive snaps
- ▶ Only undrafted rookie to make Philadelphia’s opening day roster in 2021 ... Appeared in 331 offensive snaps over 16 games

## 2022 SEASON - EAGLES

- ▶ Saw action in all 17 games (11 starts) along with three playoff games, including Super Bowl LVII ... Finished his second NFL season with 123 yards on 11 receptions (11.2 avg.) over 574 offensive snaps

## COLLEGE HIGHLIGHTS

- ▶ Played collegiately at Nebraska (2017-20), totaling 61 catches for 657 yards and 6 TDs in 43 games ... Named to the John Mackey Award (nation’s most outstanding TE) preseason watch lists from 2018-20
- ▶ Caught 7 passes for 89 yards in an injury-shortened season in 2020 ... Posted a career-high 25 receptions for 234 yards and 1 TD in 2019 ... Tallied career highs with 245 yards and 3 TDs on 21 receptions in 2018 ... Had 8 catches for 89 yards and 2 TDs as a freshman in 2017

## TRANSACTIONS

- ▶ **2021** - Signed by PHI as UDFA ... **1/3/22** - Placed on Reserve/COVID-19 ... **1/10/22** - Activated from Reserve/COVID-19

**Nicknames:** Jackie ... **Hobbies:** Fishing, golfing, hiking and anything outdoors ... **Bucket list:** Attend all major sporting events (World Series, Stanley Cup Finals, and The Masters) ... **Favorite sports moment:** Beating Michigan State 9-6 in the snow while at Nebraska ... **Favorite meal:** Pizza ... **Favorite movies:** *The Other Guys* or *The Shawshank Redemption* ... **Desired talent:** Ability to sing ... **Guilty pleasure:** Ice cream



2022 GAME-BY-GAME STATISTICS (PHI)

Date	Opp	GP/S	Rec	Yds	Avg	Lg	TD	Snaps	Pct	
Sep. 11	at Det	W	1/1	0	0	---	--	0	28	36%
Sep. 19	Min	W	1/0	0	0	---	--	0	20	27%
Sep. 25	at Was	W	1/0	1	4	4.0	4	0	37	53%
Oct. 2	Jax	W	1/1	0	0	---	--	0	33	40%
Oct. 9	at Ari	W	1/1	0	0	---	--	0	30	41%
Oct. 16	Dal	W	1/1	1	21	21.0	21	0	32	45%
Oct. 30	Pit	W	1/0	0	0	---	--	0	30	53%
Nov. 3	at Hou	W	1/1	1	13	13.0	13	0	23	35%
Nov. 14	Was	L	1/0	1	11	11.0	11	0	11	22%
Nov. 20	at Ind	W	1/1	1	7	7.0	7	0	55	81%
Nov. 27	GB	W	1/1	0	0	---	--	0	64	80%
Dec. 4	Ten	W	1/1	3	41	13.7	26	0	54	74%
Dec. 11	at NYG	W	1/1	2	20	10.0	14	0	47	69%
Dec. 18	at Chi	W	1/1	1	6	6.0	6	0	58	79%
Dec. 24	at Dal	L	1/0	0	0	---	--	0	16	23%
Jan. 1	NO	L	1/1	0	0	---	--	0	10	18%
Jan. 8	NYG	W	1/0	0	0	---	--	0	26	36%
<b>Totals</b>			<b>17/11</b>	<b>11</b>	<b>123</b>	<b>11.2</b>	<b>26</b>	<b>0</b>	<b>574</b>	<b>49%</b>
PLAYOFFS										
Jan 21	NYG	W	1/0	0	0	---	--	0	37	53%
Jan 29	SF	W	1/1	1	5	5.0	5	0	24	32%
Feb 12	vs. KC	L	1/0	0	0	---	--	0	23	31%
<b>Totals</b>			<b>3/1</b>	<b>1</b>	<b>5</b>	<b>5.0</b>	<b>5</b>	<b>0</b>	<b>84</b>	<b>38%</b>







# KENTAVIUS STREET

## DEFENSIVE TACKLE | 97



**Height:** 6-2 **Weight:** 287 **DOB:** May 8, 1996 (Age 27)  
**NFL Experience:** 5th Year (1st with Eagles) **Draft:** D4-18 (128th overall) by SF **Acquired:** FA-NO-23  
**College:** North Carolina State **Hometown (HS):** Greenville, NC (Rose)

### CAREER STATISTICS

Year	Team	GP/S	TACKLES				PASS RUSH			INTERCEPTIONS					FUMBLES		DEF SNAPS	
			Total	Solo	Asst	TFL	Sacks	QBH	QBP	Int	Yds	Lg	TD	PD	FF	FR	No	Pct
2019	San Francisco	3/0	4	4	0	1	0.0	0	1	0	0	--	0	0	0	0	38	4%
2020	San Francisco	15/2	11	5	6	1	0.0	0	7	0	0	--	0	0	0	0	381	37%
2021	San Francisco	17/2	27	15	12	6	3.0	5	12	0	0	--	0	0	1	0	351	32%
2022	New Orleans	17/0	29	13	16	5	3.5	8	21	0	0	--	0	1	0	0	518	46%
<b>Totals</b>		<b>52/4</b>	<b>71</b>	<b>37</b>	<b>34</b>	<b>13</b>	<b>6.5</b>	<b>13</b>	<b>41</b>	<b>0</b>	<b>0</b>	<b>--</b>	<b>0</b>	<b>1</b>	<b>1</b>	<b>0</b>	<b>---</b>	<b>---</b>

### PLAYOFFS

2021	San Francisco	3/0	2	2	0	0	0.0	0	1	0	0	--	0	0	0	0	55	27%
<b>Totals</b>		<b>3/0</b>	<b>2</b>	<b>2</b>	<b>0</b>	<b>0</b>	<b>0.0</b>	<b>0</b>	<b>1</b>	<b>0</b>	<b>0</b>	<b>--</b>	<b>0</b>	<b>0</b>	<b>0</b>	<b>0</b>	<b>---</b>	<b>---</b>

### CAREER HIGHS

<b>Tackles</b>	4	2x, last: 10/24/21 vs. Ind.
<b>Sacks</b>	1.5	12/18/22 vs. Atl.
<b>INTs</b>	--	---
<b>PDs</b>	1	10/20/22 at Ari.
<b>FFs</b>	1	10/24/21 vs. Ind.
<b>FRs</b>	--	---

### BIRDSEED

- ▶ Represented Color of Change through the NFL's *My Cause My Cleats* campaign in 2022 ... Color of Change is an online racial justice organization that helps people effectively respond to injustices
- ▶ Previously supported Foster America as part of *MCMC* in 2020 ... The non-profit organization aims to improve the lives of children in foster care or those who are at risk of entering the system

### CAREER HIGHLIGHTS

- ▶ Played the first four years of his NFL career with San Francisco (2019-21) and New Orleans (2022) ... Saw action in 35 games (four starts) with the 49ers and registered 42 tackles (24 solo), 8 TFLs, 5 QB hits, 3.0 sacks and 1 FF ... Helped San Francisco reach the NFC Championship Game in 2021 ... During his lone season with the Saints, produced 29 tackles (13 solo) with 8 QB hits, 5 TFLs, 3.5 sacks and 1 PD

### 2022 SEASON - SAINTS

- ▶ Appeared in all 17 contests for the second consecutive season and produced 29 total tackles with 3.5 sacks, 8 QB hits and 5 TFLs
- ▶ Logged his first career multi-sack game during the 21-18 victory vs. Atlanta (12/18/22) ... Finished with 3 tackles, 1.5 sacks, 2 TFLs

### COLLEGE HIGHLIGHTS

- ▶ Played in 50 career games while at North Carolina State and registered 119 total tackles, 19.5 TFLs, 9.0 sacks, 7 PDs, 4 FRs and 2 FFs across four seasons ... As a senior in 2017, produced a career-high 38 total tackles, 6.5 TFLs, 3.5 sacks, 3 PDs, 2 FRs and 1 FF

### TRANSACTIONS

- ▶ **2018** - Drafted by SF in 4th round (128th overall) ... **9/1/18** - Placed on Reserve/Non-Football Injury ... **9/1/19** - Placed on Reserve/Injured ... **12/14/19** - Activated from Reserve/Injured ... **1/10/20** - Placed on Reserve/Injured ... **3/19/22** - Agreed to terms with NO on 1-year contract ... **3/30/23** - Agreed to terms with PHI on 1-year contract





2022 GAME-BY-GAME STATISTICS (NO)												
Date	Opp		GP/S	Tot	Solo	Sk	Int	PD	FF	FR	Snaps	Pct
Sep 11	at Atl	W	1/0	3	1	0.0	0	0	0	0	31	41%
Sep 18	TB	L	1/0	1	1	0.0	0	0	0	0	33	49%
Sep 25	at Car	L	1/0	2	1	0.0	0	0	0	0	32	53%
Oct 2	Min	L	1/0	2	1	1.0	0	0	0	0	38	53%
Oct 9	Sea	W	1/0	1	1	0.0	0	0	0	0	19	37%
Oct 16	Cin	L	1/0	0	0	0.0	0	0	0	0	22	39%
Oct 20	at Ari	L	1/0	2	0	0.0	0	1	0	0	27	41%
Oct 30	LV	W	1/0	2	1	0.5	0	0	0	0	24	41%
Nov 7	Bal	L	1/0	1	1	0.0	0	0	0	0	33	49%
Nov 13	at Pit	L	1/0	3	2	0.0	0	0	0	0	45	54%
Nov 20	LAR	W	1/0	2	0	0.0	0	0	0	0	30	47%
Nov 27	at SF	L	1/0	2	2	0.0	0	0	0	0	35	50%
Dec 5	at TB	L	1/0	0	0	0.0	0	0	0	0	33	41%
Dec 18	Atl	W	1/0	3	2	1.5	0	0	0	0	38	51%
Dec 24	at Cle	W	1/0	3	0	0.5	0	0	0	0	35	50%
Jan 1	at Phi	W	1/0	0	0	0.0	0	0	0	0	21	38%
Jan 8	Car	L	1/0	2	0	0.0	0	0	0	0	22	37%
<b>Totals</b>			<b>17/0</b>	<b>29</b>	<b>13</b>	<b>3.5</b>	<b>0</b>	<b>1</b>	<b>0</b>	<b>0</b>	<b>518</b>	<b>46%</b>





# JOSH SWEAT

DEFENSIVE END | 94



**Height:** 6-5 **Weight:** 265 **DOB:** March 29, 1997 (Age 26)  
**NFL Experience:** 6th Year (6th with Eagles) **Draft:** D4b-18 (130th overall) by PHI  
**College:** Florida State **Hometown (HS):** Chesapeake, VA (Oscar Smith)

PRO BOWL: 2022

### CAREER STATISTICS

Year	Team	GP/S	TACKLES				PASS RUSH			INTERCEPTIONS					FUMBLES		DEF SNAPS	
			Total	Solo	Asst	TFL	Sacks	QBH	QBP	Int	Yds	Lg	TD	PD	FF	FR	No	Pct
2018	Philadelphia	9/0	1	1	0	0	0.0	1	3	0	0	--	0	0	0	0	68	7%
2019	Philadelphia	16/0	19	14	5	7	4.0	10	27	0	0	--	0	1	0	0	355	34%
2020	Philadelphia	14/3	36	23	13	9	6.0	12	24	0	0	--	0	2	3	0	421	38%
2021	Philadelphia	16/13	45	19	26	7	7.5	13	41	0	0	--	0	4	1	0	655	58%
2022	Philadelphia	16/16	48	31	17	15	11.0	23	47	1	42	42t	1	1	1	0	587	53%
<b>Totals</b>		<b>71/32</b>	<b>149</b>	<b>88</b>	<b>61</b>	<b>38</b>	<b>28.5</b>	<b>59</b>	<b>142</b>	<b>1</b>	<b>42</b>	<b>42t</b>	<b>1</b>	<b>8</b>	<b>5</b>	<b>0</b>	<b>---</b>	<b>---</b>

### PLAYOFFS

2019	Philadelphia	1/0	0	0	0	0	0.0	0	0	0	0	--	0	0	0	0	20	31%
2021	Philadelphia	0/0	0	0	0	0	0.0	0	0	0	0	--	0	0	0	0	0	0%
2022	Philadelphia	3/3	7	4	3	1	1.5	4	8	0	0	--	0	0	1	0	108	71%
<b>Totals</b>		<b>4/3</b>	<b>7</b>	<b>4</b>	<b>3</b>	<b>1</b>	<b>1.5</b>	<b>4</b>	<b>8</b>	<b>0</b>	<b>0</b>	<b>--</b>	<b>0</b>	<b>0</b>	<b>1</b>	<b>0</b>	<b>---</b>	<b>---</b>

### ADDITIONAL STATISTICS

Special Teams Tackles: 4 - 2019 (2), 2020 (2)

### CAREER HIGHS

Tackles	6	5x, last: 12/18/22 at Chi.
Sacks	2.0	4x, last: 12/18/22 at Chi.
INTs	1	12/24/22 at Dal.
PDs	2	1/2/22 at Was.
FFs	1	5x, last: 11/14/22 vs. Was.
FRs	--	---

**Bucket list:** Learn to snowboard ... **If he could play another sport, what position:** Soccer goalie ... **Players he models his game after:** Von Miller and Jadeveon Clowney ... **Favorite athletes growing up:** Jared Allen and Clay Matthews ... **Favorite movie:** *Monsters, Inc.* ... **Favorite throwback jersey:** 1929 Green Bay Packers jersey ... **Favorite quote:** "Just because you are right doesn't mean you are correct."



### BIRDSEED

- Builds computers from scratch in his spare time ... Views computers as art and constructs homemade PCs as a form of his own expression ... His passion for computers began in high school and he has built 20+ computers over the last decade, with each one more improved and differently designed than the previous ... Taught himself how to build computers by watching countless hours of YouTube tutorials

### CAREER HIGHLIGHTS

- Contributed to an Eagles defense that helped the team advance to Super Bowl LVII in 2022 ... Registered a career-high 11.0 sacks
- Named to his first Pro Bowl following the 2021 campaign

### NOTES TO KNOW

- Leads the Eagles with 28.5 sacks since 2019

### 2022 SEASON - EAGLES

- Finished with career highs in tackles (48), pressures (47), QB hits (23), TFLs (15) and sacks (11.0) while adding 1 FF and 1 INT-TD
- Combined with Haason Reddick (16.0), Brandon Graham (11.0) and Javon Hargrave (11.0) to make the Eagles the first team in NFL history to have four different players with 10.0+ sacks in the same year
- Totaled 3 tackles, 1.5 sacks and 1 FF during the 38-7 NFC Divisional Round vs. N.Y. Giants (1/21/23) ... Also registered multi-sack performances at Washington on 9/25/22 (1.5), vs. Tennessee on 12/4/22 (2.0), at Chicago on 12/18/22 (2.0) and at Dallas on 12/24/22 (1.5)
- Picked off Cowboys QB Dak Prescott and returned it 42 yards for a score at Dallas (12/24/22) ... Became the first Eagles DL to record an INT-TD since Juqua Parker on 10/12/08 at San Francisco





2022 GAME-BY-GAME STATISTICS (PHI)												
Date	Opp		GP/S	Tot	Solo	Sk	Int	PD	FF	FR	Snaps	Pct
Sep 11	at Det	W	1/1	3	2	0.0	0	0	0	0	49	71%
Sep 19	Min	W	1/1	3	3	1.0	0	0	0	0	35	57%
Sep 25	at Was	W	1/1	3	1	1.5	0	0	0	0	47	61%
Oct 2	Jax	W	1/1	5	5	0.0	0	0	0	0	31	66%
Oct 9	at Ari	W	1/1	2	2	0.0	0	0	0	0	46	67%
Oct 16	Dal	W	1/1	2	1	0.0	0	0	0	0	43	64%
Oct 30	Pit	W	1/1	1	1	0.0	0	0	0	0	42	55%
Nov 3	at Hou	W	1/1	5	2	0.0	0	0	0	0	35	58%
Nov 14	Was	L	1/1	3	2	1.0	0	0	1	0	36	43%
Nov 20	at Ind	W	1/1	3	2	0.0	0	0	0	0	36	55%
Nov 27	GB	W	1/1	3	1	1.0	0	0	0	0	29	59%
Dec 4	Ten	W	1/1	4	2	2.0	0	0	0	0	27	49%
Dec 11	at NYG	W	1/1	1	1	1.0	0	0	0	0	30	47%
Dec 18	at Chi	W	1/1	6	5	2.0	0	0	0	0	44	75%
Dec 24	at Dal	L	1/1	3	1	1.5	1	1	0	0	50	68%
Jan 1	NO	L	1/1	1	0	0.0	0	0	0	0	7	10%
Jan 8	NYG	W	0/0	INACTIVE								
<b>Totals</b>			<b>16/16</b>	<b>48</b>	<b>31</b>	<b>11.0</b>	<b>1</b>	<b>1</b>	<b>1</b>	<b>0</b>	<b>587</b>	<b>53%</b>
PLAYOFFS												
Jan 21	NYG	W	1/1	3	1	1.5	0	0	1	0	34	65%
Jan 29	SF	W	1/1	3	2	0.0	0	0	0	0	29	63%
Feb 12	vs. KC	L	1/1	1	1	0.0	0	0	0	0	45	82%
<b>Totals</b>			<b>3/3</b>	<b>7</b>	<b>4</b>	<b>1.5</b>	<b>0</b>	<b>0</b>	<b>1</b>	<b>0</b>	<b>108</b>	<b>71%</b>

MULTI-SACK GAMES		
Date	Opponent	Sacks
12/18/22	at Chicago Bears (W, 25-20)	2.0
12/4/22	vs. Tennessee Titans (W, 35-10)	2.0
10/31/21	at Detroit Lions (W, 44-6)	2.0
12/13/20	vs. New Orleans Saints (W, 24-21)	2.0
1/21/23	vs. New York Giants (W, 38-7) (NFC Div.)	1.5
12/24/22	at Dallas Cowboys (L, 34-40)	1.5
9/25/22	at Washington Commanders (W, 24-8)	1.5
1/2/22	at Washington (W, 20-16)	1.5
12/5/21	at New York Jets (W, 33-18)	1.5



**COLLEGE HIGHLIGHTS**

- ▶ Played three seasons at Florida State (2015-17), compiling 138 tackles (77 solo), 29 TFLs, 14.5 sacks, 3 FRs and 1 FF in 37 career games
- ▶ Named to the Bronko Nagurski Award watch list and led Florida State with 5.5 sacks as a junior ... Also recorded a career-high 56 tackles
- ▶ Produced a career-high 7.0 sacks as a sophomore in 2016 ... Contributed to a Florida State defensive unit that led the nation in sacks per game (3.92) while ranking 2nd overall in total sacks (51.0)
- ▶ Despite a significant knee injury he sustained as a high school senior, played all 13 games in 2015 and earned Freshman All-America honorable mention ... Registered 41 tackles, 3 FRs, 2.0 sacks and 1 INT

**TRANSACTIONS**

- ▶ **2018** - Drafted by PHI in 4th round (130th overall) ... **12/11/18** - Placed on Reserve/Injured ... **12/26/20** - Placed on Reserve/Injured ... **9/18/21** - Signed by PHI to 3-year contract extension



# D'ANDRE SWIFT

## RUNNING BACK | 0



**Height:** 5-9 **Weight:** 208 **DOB:** Jan. 14, 1999 (Age 24)  
**NFL Experience:** 4th Year (1st with Eagles) **Draft:** D2-20 (35th overall) by DET **Acquired:** T-Det-23  
**College:** Georgia **Hometown (HS):** Philadelphia, PA (St. Joseph's Prep)

### CAREER STATISTICS

Year	Team	GP/S	RUSHING					RECEIVING					OFF SNAPS		
			Att	Yds	Avg	Lg	TD	Rec	Yds	Avg	Lg	TD	TYS	No	Pct
2020	Detroit	13/4	114	521	4.6	54	8	46	357	7.8	26	2	878	398	47%
2021	Detroit	13/4	151	617	4.1	57t	5	62	452	7.3	63t	2	1,069	560	67%
2022	Detroit	14/8	99	542	5.5	50	5	48	389	8.1	25	3	931	393	42%
<b>Totals</b>		<b>40/16</b>	<b>364</b>	<b>1,680</b>	<b>4.6</b>	<b>57t</b>	<b>18</b>	<b>156</b>	<b>1,198</b>	<b>7.7</b>	<b>63t</b>	<b>7</b>	<b>2,878</b>	---	---

### ADDITIONAL STATISTICS

**Fumbles/Lost:** 6/3 - 2020 (3/2), 2021 (2/1), 2022 (1/0) **Fumble Recoveries:** 1 - 2022 (1) **Pass Attempts:** 1 - 2021 (1)

### CAREER HIGHS

<b>Rush Attempts</b>	33	11/14/21 at Pit.
<b>Rushing Yards</b>	144	9/11/22 vs. Phi.
<b>Rushing Long</b>	57t	11/21/21 at Cle.
<b>Rushing TDs</b>	2	2x, last: 12/20/20 at Ten.
<b>Receptions</b>	8	2x, last: 10/24/21 at LAR
<b>Receiving Yards</b>	96	10/24/21 at LAR
<b>Receiving Long</b>	63t	10/24/21 at LAR
<b>Receiving TDs</b>	1	7x, last: 1/1/23 vs. Chi.
<b>Scrimmage Yards</b>	175	9/11/22 vs. Phi.
<b>Scrimmage TDs</b>	2	3x, last: 1/1/23 vs. Chi.

**Hobbies:** Bowling (highest score is 230), playing Xbox, taking naps ...  
**Surprisingly good at:** "I took Latin and Spanish throughout college."  
 ... **Biggest influence:** His grandfather, who introduced him to football  
 ... **Famous cell phone contact:** Omari Hardwick ... **If he could have a business or career outside of sports:** Trucking business, real estate, stylist ...  
**Karaoke song of choice:** "So Beautiful" by Musiq Soulchild ...  
**Favorite TV show:** Martin ... **Favorite movie:** Friday After Next ...  
**Favorite music artists:** Future, Lil Baby, Lil Durk, Vory, Meek Mill



### BIRDSEED

- ▶ A native of Philadelphia who attended St. Joseph's Preparatory School, earning recognition as the No. 1 player in the state of Pennsylvania ... Named the 2016 Pennsylvania Football Writers All-State Player of the Year after amassing 1,564 rushing yards and 34 total TDs en route to a 14-0 record and PIAA Class 6A state championship as a senior
- ▶ Is the first player in team history to wear No. 0 following a rule change that was instituted by the NFL during the 2023 offseason

### CAREER HIGHLIGHTS

- ▶ Spent the first three years of his NFL career with Detroit (2020-22) ... Rushed for 1,680 yards and 18 TDs on 364 carries (4.6) while catching 156 passes for 1,198 yards (7.7 avg.) and 7 TDs in 40 games

### NOTES TO KNOW

- ▶ Is one of only six NFL RBs to produce 875+ scrimmage yards and 7+ TDs in each of the last three seasons (2020-22), joining **Nick Chubb, Ezekiel Elliott, Derrick Henry, Josh Jacobs and Aaron Jones**

### 2022 SEASON - LIONS

- ▶ Totaled 931 scrimmage yards and 8 TDs in 14 games (eight starts) ... Registered 542 yards and 5 TDs on 99 attempts (5.5 avg.) and tallied 389 yards and 3 TDs on 48 receptions (8.1 avg.)
- ▶ Rushed for a career-high 144 yards and 1 TD on 15 carries (9.6 avg.) during the season opener vs. Philadelphia (9/11/22)

### COLLEGE HIGHLIGHTS

- ▶ Played three seasons at Georgia (2017-19), where he produced 2,885 yards and 20 TDs on 440 carries (6.6 avg.) and also logged 73 receptions for 666 yards (9.1 avg.) and 5 TDs in 43 career games ... A team captain who rushed for the 7th-most yards in school history
- ▶ Voted a first-team All-SEC selection by the league's coaches following his junior campaign in 2019, when he paced the Bulldogs with 1,128 rushing yards and 7 TDs ... Became just the fifth player in program history to record multiple 1,000+ yard rushing seasons

### TRANSACTIONS

- ▶ **2020** - Drafted by DET in 2nd round (35th overall) ... **4/29/23** - Traded with a 2023 7th-round draft choice from DET to PHI in exchange for a 2023 7th-round draft choice and 2025 4th-round draft choice



2022 GAME-BY-GAME STATISTICS (DET)

Date	Opp	GP/S	RUSHING					RECEIVING					TYS	OFF SNAPS		
			Att	Yds	Avg	Lg	TD	Rec	Yds	Avg	Lg	TD		No	Pct	
Sep 11	Phi	L	1/1	15	144	9.6	50	1	3	31	10.3	25	0	175	46	67%
Sep 18	Was	W	1/1	5	56	11.2	50	0	2	31	15.5	22t	1	87	31	51%
Sep 25	at Min	L	1/1	7	31	4.4	9	0	3	15	5.0	11	0	46	32	41%
Oct 2	Sea	L	0/0	INACTIVE												
Oct 9	at NE	L	0/0	INACTIVE												
Oct 23	at Dal	L	0/0	INACTIVE												
Oct 30	Mia	L	1/0	5	6	1.2	7	0	5	27	5.4	8	1	33	33	55%
Nov 6	GB	W	1/0	2	10	5.0	7	0	3	40	13.3	20	0	50	10	16%
Nov 13	at Chi	W	1/1	6	6	1.0	9t	1	1	6	6.0	6	0	12	19	31%
Nov 20	at NYG	W	1/0	5	20	4.0	16	1	3	12	4.0	7	0	32	21	31%
Nov 24	Buf	L	1/1	5	19	3.8	7	0	4	24	6.0	14	0	43	24	34%
Dec 4	Jax	W	1/1	14	62	4.4	10	1	4	49	12.3	24	0	111	39	51%
Dec 11	Min	W	1/0	6	21	3.5	9	0	3	18	6.0	15	0	39	25	36%
Dec 18	at NYJ	W	1/1	8	52	6.5	16	0	5	23	4.6	8	0	75	27	40%
Dec 24	at Car	L	1/1	4	12	3.0	4	0	1	13	13.0	13	0	25	37	56%
Jan 1	Chi	W	1/0	11	78	7.1	35	1	4	39	9.8	21t	1	117	25	35%
Jan 8	at GB	W	1/0	6	25	4.2	11	0	7	61	8.7	18	0	86	24	39%
<b>Totals</b>			<b>14/8</b>	<b>99</b>	<b>542</b>	<b>5.5</b>	<b>50</b>	<b>5</b>	<b>48</b>	<b>389</b>	<b>8.1</b>	<b>25</b>	<b>3</b>	<b>931</b>	<b>393</b>	<b>42%</b>

MOST RUSHING YARDS

Date	Opponent	Yds
9/11/22	vs. Philadelphia Eagles (L, 35-38)	144
11/21/21	at Cleveland Browns (L, 10-13)	136
11/14/21	at Pittsburgh Steelers (T, 16-16)	130
10/18/20	at Jacksonville Jaguars (W, 34-16)	116

MULTI-TOUCHDOWN GAMES

Date	Opponent	Rush	Rec	Total
1/1/23	vs. Chicago Bears (W, 41-10)	1	1	2
12/20/20	at Tennessee Titans (L, 25-46)	2	0	2
10/18/20	at Jacksonville Jaguars (W, 34-16)	2	0	2







# DAVION TAYLOR

LINEBACKER | 52

(pronounced DAY-vee-on)

Height: 6-1 Weight: 230 DOB: Aug. 5, 1998 (Age 24)

NFL Experience: 3rd Year (3rd with Eagles) Draft: D3-20 (103rd overall) by PHI

College: Colorado Hometown (HS): Magnolia, MS (South Pike)



## CAREER STATISTICS

Year	Team	GP/S	TACKLES				PASS RUSH			INTERCEPTIONS					FUMBLES		DEF SNAPS	
			Total	Solo	Asst	TFL	Sacks	QBH	QBP	Int	Yds	Lg	TD	PD	FF	FR	No	Pct
2020	Philadelphia	12/1	4	4	0	0	0.0	0	0	0	0	--	0	0	0	0	32	3%
2021	Philadelphia	9/6	39	24	15	1	0.0	0	0	0	0	--	0	0	2	0	250	22%
<b>Totals</b>		<b>21/7</b>	<b>43</b>	<b>28</b>	<b>15</b>	<b>1</b>	<b>0.0</b>	<b>0</b>	<b>0</b>	<b>0</b>	<b>0</b>	<b>--</b>	<b>0</b>	<b>0</b>	<b>2</b>	<b>0</b>	<b>---</b>	<b>---</b>

## ADDITIONAL STATISTICS

Special Teams Tackles: 8 - 2020 (6), 2021 (2)

## CAREER HIGHS

Tackles	8	11/7/21 vs. LAC
Sacks	--	---
INTs	--	---
PDs	--	---
FFs	2	11/14/21 at Den.
FRs	--	---

**Hobbies:** Binge-watching shows and working out ... **Bucket list:** Win a Super Bowl ... **Surprisingly good at:** Playing drums ... **If he could play another sport, what position:** Basketball, center ... **Player he models his game after:** Deion Jones ... **Favorite athletes growing up:** Ray Lewis and LeBron James ... **Favorite quote:** "Now faith is the substance of things hoped for and the evidence of things not seen." - Hebrews 11:1 ... **Favorite music:** Hip-hop, gospel, Christian rap



## BIRDSEED

- ▶ His mother, Stephanie, raised him as a Seventh Day Adventist, which allowed him to only compete in one varsity football game during his time at South Pike (MS) High School ... Church members observe the Sabbath from sunset on Friday to sunset on Saturday
- ▶ Practiced every week with his high school team, even though his religious beliefs barred him from playing on Friday nights ... Sought additional ways to contribute to the team by volunteering to help line the field on Thursdays, stocking the benches and washing uniforms
- ▶ Due to his lack of game film, did not receive offers to play college football ... Attended Coahoma C.C. and aimed to make the team, despite JUCO rosters being limited to only 55 scholarship players ... Practiced with the team throughout camp knowing the roster did not have to be certified until the first week of the season ... Received a scholarship offer when another player opted to leave the program
- ▶ In addition to playing football at Colorado, was an All-Pac-12 selection in the 100-meter dash during his 2018 outdoor season ... Also competed in the 100- and 200-meter events at Coahoma C.C., qualifying for the NFCAA Track & Field Championships

## CAREER HIGHLIGHTS

- ▶ Has appeared in 21 career games (seven starts), producing 43 tackles (28 solo), 2 FFs and 1 TFL in 282 combined defensive snaps

## 2022 SEASON - EAGLES

- ▶ Spent the entirety of the year on Philadelphia's practice squad

## COLLEGE HIGHLIGHTS

- ▶ Played his junior and senior seasons at Colorado, combining for 129 tackles, 18 TFLs, 6 PDs, 3 FRs (1 TD) and 2.0 sacks in 24 games
- ▶ Named a team captain in 2019 and earned All-Pac-12 honorable mention after producing 72 tackles, 8 TFLs, 4 PDs, 1.0 sack and 1 FR
- ▶ Began his collegiate career at Coahoma C.C. (Clarksdale, MS) ... Posted 87 tackles, 3 TFLs, 3 PDs and 1 INT as a sophomore

## TRANSACTIONS

- ▶ **2020** - Drafted by PHI in 3rd round (103rd overall) ... **12/9/20** - Placed on Reserve/Injured ... **11/24/21** - Placed on Reserve/Injured ... **8/31/22** - Waived by PHI ... **9/1/22** - Signed by PHI to practice squad ... **2/16/23** - Signed by PHI to reserve/future contract



# CAMERON TOM

CENTER | 67



**Height:** 6-4 **Weight:** 300 **DOB:** June 21, 1995 (Age 28)  
**NFL Experience:** 5th Year (1st with Eagles) **Draft:** UDFA-17 by NO **Acquired:** FA-22  
**College:** Southern Mississippi **Hometown (HS):** Baton Rouge, LA (Catholic)

### CAREER STATISTICS

Year	Team	GP/S	STARTS		OFF SNAPS	
			C	RG	No	Pct
2017	New Orleans	0/0	0	0	0	0%
2018	New Orleans	11/1	0	1	178	17%
2020	New Orleans	1/0	0	0	3	1%
2021	Miami	1/0	0	0	1	1%
<b>Totals</b>		<b>13/1</b>	<b>0</b>	<b>1</b>	<b>---</b>	<b>---</b>
PLAYOFFS						
2018	New Orleans	2/0	0	0	0	0%
2020	New Orleans	0/0	0	0	0	0%
<b>Totals</b>		<b>2/0</b>	<b>0</b>	<b>0</b>	<b>---</b>	<b>---</b>

**Bucket list:** "Travel to Nigeria. That's where my father is from." ...  
**Desired talent:** Ability to play guitar ... **What he wanted to be when he was younger:** Firefighter ... **Favorite athlete growing up:** Chris Paul ...  
**Favorite movie:** Remember the Titans ... **Favorite TV shows:** Family Guy and It's Always Sunny in Philadelphia ... **Favorite music artists:** Drake, Tory Lanez and Rod Wave ... **Favorite food:** Cheeseburger



### BIRDSEED

▶ Is the son of Michael and Vanessa Tom ... His father is a mathematics professor at LSU and his mother works in the IT department ... Michael is a native of Jos, Nigeria, who arrived in the United States through a Fulbright Scholarship to Penn State, where he first became exposed to football as a student ... Steered his sons toward football due to his interest in the sport ... Cameron's younger brother, **Zach Tom**, was selected by the Packers in the 4th round (140th overall) of the 2022 NFL Draft after playing tackle for five seasons at Wake Forest

### CAREER HIGHLIGHTS

▶ Was a member of the Eagles' practice squad during the 2022 season, when Philadelphia made an appearance in Super Bowl LVII

### COLLEGE HIGHLIGHTS

▶ Played collegiately at Southern Mississippi ... Started every game as a junior and senior ... Named to the 2016 preseason watchlists for the Rimington and Outland Trophy awards ... Blocked for an offense that produced over 7,000 total yards in 2015, which marked the first time in program history that happened ... Also finished the 2015 campaign with first-team All-Conference USA recognition

### TRANSACTIONS

▶ **2017** - Signed by NO as UDFA ... **9/2/17** - Waived by NO ... **9/3/17** - Signed by NO to practice squad ... **10/25/17** - Signed by NO to active roster from practice squad ... **8/31/19** - Placed on Reserve/Injured ... **4/8/20** - Signed by NO to 1-year contract ... **9/5/20** - Waived by NO ... **9/6/20** - Signed by NO to practice squad ... **11/29/20** - Activated by NO from practice squad for Week 12 at Denver ... **1/16/21** - Activated by NO from practice squad for NFC Divisional Playoff vs. Tampa Bay ... **1/18/21** - Released by NO from practice squad ... **2/3/21** - Signed by MIA to reserve/future contract ... **8/31/21** - Released by MIA ... **9/2/21** - Signed by MIA to practice squad ... **10/2/21** - Activated by MIA from practice squad for Week 4 vs. Indianapolis ... **10/23/21** - Activated by MIA from practice squad for Week 7 vs. Atlanta ... **11/10/21** - Activated by MIA from practice squad for Week 10 vs. Baltimore ... **12/4/21** - Released by MIA from practice squad ... **12/7/21** - Signed by MIA to practice squad ... **12/24/21** - Activated by MIA from practice squad as COVID-19 replacement for Week 16 at New Orleans ... **1/1/22** - Activated by MIA from practice squad as COVID-19 replacement for Week 17 at Tennessee ... **7/27/22** - Signed by PHI ... **8/30/22** - Released by PHI ... **8/31/22** - Signed by PHI to practice squad ... **2/17/23** - Signed by PHI to reserve/future contract



# BRETT TOTH

TACKLE/GUARD | 64

(pronounced TOETH)

Height: 6-6 Weight: 304 DOB: Sept. 1, 1996 (Age 26)

NFL Experience: 5th Year (4th with Eagles) Draft: UDFA-19 by PHI Acquired: W-Ari-20

College: Army Hometown (HS): Charleston, SC (West Ashley)



## CAREER STATISTICS

Year	Team	GP/S	STARTS				OFF SNAPS	
			LT	LG	RG	RT	No	Pct
2019	Arizona	0/0	0	0	0	0	0	0%
2020	Philadelphia	6/1	0	0	0	1	94	8%
2021	Philadelphia	11/0	0	0	0	0	53	5%
<b>Totals</b>		<b>17/1</b>	<b>0</b>	<b>0</b>	<b>0</b>	<b>1</b>	---	---

**First job:** "Bus boy at a Southern cooking buffet, and it was terrible."  
 ... **Bucket list:** Seeing the Northern lights with his wife, who used to live in Alaska... **Desired talent:** Ability to sing or play an instrument...  
**Favorite movies:** *Gladiator* and *Cinderella Man* ... **Favorite TV show:** *Band of Brothers* ... **If he could be a fly on the wall for a moment in history:** "A presidential inauguration, because you know there's national secrets. Kind of gets you thinking, almost like *National Treasure*..." **Food that he couldn't live without:** "My favorite, 100 percent, is shrimp and grits, but I couldn't do without sushi. There are just so many different assortments of sushi. Endless possibilities."



## BIRDSEED

- ▶ A first lieutenant in the U.S. Army who received a waiver to pursue an NFL career while serving as an active-duty soldier ... In the offseason, works as an instructor at Temple's ROTC program in Philadelphia
- ▶ Earned a degree in nuclear engineering ... Returned to a career in the military after serving as a graduate assistant for the Black Knights in 2018, taking a Basic Officer Leadership Course at Fort Leonard Wood in Missouri ... As an engineer officer, learned about demolition, project management and construction ... Earned a platoon leader role with the 3rd Chemical Brigade doing Basic Combat Training
- ▶ Followed in the footsteps of numerous family members who served their country, including his father, Douglas, who is a Navy veteran ... His wife, Thereasa, was previously stationed in Korea
- ▶ Has supported Legacies Alive through the NFL's *My Cause My Cleats* initiative ... The foundation, which was created by combat veterans, is focused on strengthening and supporting Gold Star families

## CAREER HIGHLIGHTS

- ▶ Has appeared in 17 games in the NFL, including one start at RT

## COLLEGE HIGHLIGHTS

- ▶ Played collegiately at Army, where he was a two-year starter at tackle ... Appeared in 31 games (28 starts) ... Started all 26 games (25 at RT) over his final two seasons with the Black Knights
- ▶ Ranked by *Pro Football Focus* as the nation's 5th-best run-blocking tackle in 2017 ... Invited to the Senior Bowl, becoming the first Army player to earn that honor ... Helped the Black Knights to the top rushing offense (4,710 yards) in the country during his senior season

## TRANSACTIONS

- ▶ **2019** - Signed by PHI as UDFA ... **8/31/19** - Waived by PHI ... **9/1/19** - Claimed off waivers by ARI ... **10/19/19** - Placed on Reserve/Non-Football Injury ... **9/4/20** - Waived/injured by ARI ... **10/7/20** - Claimed off waivers by PHI ... **11/2/21** - Released by PHI ... **11/4/21** - Signed by PHI to practice squad ... **11/30/21** - Signed by PHI from practice squad to active roster ... **1/10/22** - Placed on Reserve/Injured ... **7/27/22** - Placed on Active/Physically Unable to Perform ... **8/23/22** - Placed on Reserve/Physically Unable to Perform ... **3/9/23** - Released by PHI ... **3/13/23** - Agreed to terms with PHI on 1-year contract





# MARLON TUIPULOTU

DEFENSIVE TACKLE | 95

(pronounced TOO-ee-poo-LOE-too)

Height: 6-2 Weight: 307 DOB: May 31, 1999 (Age 24)

NFL Experience: 3rd Year (3rd with Eagles) Draft: D6a-21 (189th overall) by PHI

College: USC Hometown (HS): Independence, OR (Central)



## CAREER STATISTICS

Year	Team	GP/S	TACKLES				PASS RUSH			INTERCEPTIONS					FUMBLES		DEF SNAPS	
			Total	Solo	Asst	TFL	Sacks	QBH	QBP	Int	Yds	Lg	TD	PD	FF	FR	No	Pct
2021	Philadelphia	5/0	5	1	4	0	0.0	0	1	0	0	--	0	0	0	0	55	5%
2022	Philadelphia	9/1	16	8	8	1	1.0	2	3	0	0	--	0	0	0	1	232	21%
<b>Totals</b>		<b>14/1</b>	<b>21</b>	<b>9</b>	<b>12</b>	<b>1</b>	<b>1.0</b>	<b>2</b>	<b>4</b>	<b>0</b>	<b>0</b>	<b>--</b>	<b>0</b>	<b>0</b>	<b>0</b>	<b>1</b>	<b>---</b>	<b>---</b>

## CAREER HIGHS

<b>Tackles</b>	5	11/14/22 vs. Was.
<b>Sacks</b>	1.0	10/30/22 vs. Pit.
<b>INTs</b>	--	---
<b>PDs</b>	--	---
<b>FFs</b>	--	---
<b>FRs</b>	1	11/14/22 vs. Was.

**Nicknames:** Mar and Loni ... **Hobbies:** Playing basketball and video games (*Call of Duty* and *Madden*) ... **First job:** Worked at his father's landscaping business ... **Bucket list:** Visit the island of Tonga, play paintball and go skydiving ... **Desired talent:** Wishes he was better at instruments ... **Family tradition:** The family gets together for any big event (graduation or 21st birthday) and have a big feast ... **Biggest influences:** His parents ... **Favorite meal:** Mac and cheese ... **Favorite athletes growing up:** Kobe Bryant ... **Favorite sports moments:** Making the PAC 12 championship as a senior at USC



## BIRDSEED

- ▶ His younger brother, **Tuli Tuipulotu**, was selected by the L.A. Chargers in the 2nd round (54th overall) of the 2023 NFL Draft ... His cousin, **Talanoa Hufanga**, was a 5th-round pick (180th overall) by San Francisco in 2021 ... Tuli and Hufanga were Marlon's teammates at USC ... His cousin, **Fili Moala**, played with the Indianapolis Colts from 2009-14
- ▶ Competed in wrestling in high school and was the top wrestler in Oregon, capturing the state title in the 285-pound division

## CAREER HIGHLIGHTS

- ▶ A member of the Eagles' Super Bowl LVII roster in 2022

## 2022 SEASON - EAGLES

- ▶ Played in nine games (one start) before sustaining a season-ending injury ... Finished the year with 16 tackles (8 solo), 3 QB pressures, 2 QB hits, 1.0 sack, 1 TFL and 1 FR over 232 defensive snaps
- ▶ Set a career-high with 5 tackles vs. Washington (11/14/22)
- ▶ Posted his first career sack against Steelers QB **Kenny Pickett** in the 35-13 victory vs. Pittsburgh (10/30/22)

## COLLEGE HIGHLIGHTS

- ▶ Registered 104 tackles (49 solo), 15 TFLs, 8.5 sacks, 3 PDs and 2 FFs in 33 career games (29 starts) at USC (2017-20)
- ▶ Started all six contests in a shortened 2020 season and produced 23 tackles (12 solo), 3.5 TFLs, 2.0 sacks and 1 FF ... Earned first-team All-Pac 12 honors from the *Associated Press*
- ▶ As a sophomore in 2019, started 12 games and posted career highs in tackles (46) and TFLs (6) ... Also logged 3 PDs, 2.0 sacks and 1 FF
- ▶ Recorded a career-high 4.5 sacks during his redshirt freshman season in 2018 ... Added 33 tackles (13 solo) and 5.5 TFLs

## TRANSACTIONS

- ▶ **2021** - Drafted by PHI in 6th round (189th overall) ... **1/15/22** - Placed on Reserve/COVID-19 ... **11/16/22** - Placed on Reserve/Injured



2022 GAME-BY-GAME STATISTICS (PHI)												
Date	Opp		GP/S	Tot	Solo	Sk	Int	PD	FF	FR	Snaps	Pct
Sep 11	at Det	W	1/0	1	0	0.0	0	0	0	0	29	42%
Sep 19	Min	W	1/0	1	0	0.0	0	0	0	0	18	30%
Sep 25	at Was	W	1/0	2	2	0.0	0	0	0	0	34	44%
Oct 2	Jax	W	1/0	1	0	0.0	0	0	0	0	12	26%
Oct 9	at Ari	W	1/0	2	1	0.0	0	0	0	0	22	32%
Oct 16	Dal	W	1/0	1	1	0.0	0	0	0	0	18	27%
Oct 30	Pit	W	1/0	2	2	1.0	0	0	0	0	36	47%
Nov 3	at Hou	W	1/0	1	0	0.0	0	0	0	0	26	43%
Nov 14	Was	L	1/1	5	2	0.0	0	0	0	1	37	45%
Nov 20	at Ind	W	0/0	RESERVE/INJURED								
Nov 27	GB	W	0/0	RESERVE/INJURED								
Dec 4	Ten	W	0/0	RESERVE/INJURED								
Dec 11	at NYG	W	0/0	RESERVE/INJURED								
Dec 18	at Chi	W	0/0	RESERVE/INJURED								
Dec 24	at Dal	L	0/0	RESERVE/INJURED								
Jan 1	NO	L	0/0	RESERVE/INJURED								
Jan 8	NYG	W	0/0	RESERVE/INJURED								
<b>Totals</b>			<b>9/1</b>	<b>16</b>	<b>8</b>	<b>1.0</b>	<b>0</b>	<b>0</b>	<b>0</b>	<b>1</b>	<b>232</b>	<b>21%</b>
PLAYOFFS												
Jan 21	NYG	W	0/0	RESERVE/INJURED								
Jan 29	SF	W	0/0	RESERVE/INJURED								
Feb 12	vs. KC	L	0/0	RESERVE/INJURED								
<b>Totals</b>			<b>0/0</b>	<b>0</b>	<b>0</b>	<b>0.0</b>	<b>0</b>	<b>0</b>	<b>0</b>	<b>0</b>	<b>0</b>	<b>0%</b>





# BEN VANSUMEREN

LINEBACKER | 57

*(pronounced van-SUE-mer-en)*

**Height:** 6-2 **Weight:** 231 **DOB:** May 5, 2000 (Age 23)

**NFL Experience:** Rookie (1st with Eagles) **Draft:** UDFA-23 by PHI

**College:** Michigan State **Hometown (HS):** Bay City, MI (Garber)



## COLLEGE STATISTICS

Year	Team	GP/S	TACKLES				PASS RUSH			INTERCEPTIONS					FUMBLES		DEF SNAPS	
			Total	Solo	Asst	TFL	Sacks	QBH	QBP	Int	Yds	Lg	TD	PD	FF	FR	No	Pct
2018	Michigan	4/0	0	0	0	0	0	---	---	0	0	--	0	0	0	0	---	---
2019	Michigan	5/0	0	0	0	0	0	---	---	0	0	--	0	0	0	0	---	---
2020	Michigan	6/2	7	3	4	0	0	---	---	0	0	--	0	0	0	0	---	---
2021	Michigan State	13/1	12	7	5	1	0	---	---	0	0	--	0	0	0	0	---	---
2022	Michigan State	11/10	81	27	54	3	2.0	---	---	0	0	--	0	2	0	0	---	---
<b>Totals</b>		<b>39/13</b>	<b>100</b>	<b>37</b>	<b>63</b>	<b>4</b>	<b>2.0</b>	---	---	<b>0</b>	<b>0</b>	---	<b>0</b>	<b>2</b>	<b>0</b>	<b>0</b>	---	---

## ADDITIONAL STATISTICS

**Rush Attempts:** 9-20-1 - 2019 (9-20-1)



## BIRDSEED

- ▶ Began his collegiate career as a FB, rushing 9 times for 20 yards and 1 TD as a redshirt freshman in 2019 ... Excelled as a receiver and RB at Garber (MI) High School, leading Bay County in receiving three times, including breaking the regular-season state record with 1,259 yards ... Also rushed for 1,053 yards and threw for 279 yards and 4 TDs

## COLLEGE HIGHLIGHTS

- ▶ Played collegiately at Michigan (2018-20) and Michigan State (2021-22), appearing in a combined 39 career games (13 starts) as a FB, LB and special teams contributor ... Finished with 100 tackles (37 solo), 4 TFLs, 2.0 sacks and 2 PDs while adding 20 yards and 1 TD on 9 carries
- ▶ Started 10 of 11 games for the Spartans in 2022, registering a career-high 81 tackles (27 solo) with 3 TFLs, 2.0 sacks and 2 PDs

## TRANSACTIONS

- ▶ **2023** - Signed by PHI as UDFA

**Hobbies:** Enjoys watching baseball and playing *MLB The Show* ... **Surprisingly good at:** Jiu-jitsu, which he picked up during college ... **If he could own a business:** "I'd want to own Texas Roadhouses. There's always people in there, no matter what day of the week." ... **Famous cell phone contact:** Nelly ... **Karaoke song of choice:** "All of Me" by John Legend ... **Favorite music artists:** Rod Wave, Adele, SleazyWorld Go, Luke Combs ... **Favorite TV show:** *Breaking Bad*





# K'VON WALLACE

**SAFETY | 42**

*(pronounced KAY-von)*

**Height:** 5-11 **Weight:** 205 **DOB:** July 25, 1997 (Age 26)

**NFL Experience:** 4th Year (4th with Eagles) **Draft:** D4a-20 (127th overall) by PHI

**College:** Clemson **Hometown (HS):** Highland Springs, VA (Highland Springs)



## CAREER STATISTICS

Year	Team	GP/S	TACKLES				PASS RUSH			INTERCEPTIONS					FUMBLES		DEF SNAPS	
			Total	Solo	Asst	TFL	Sacks	QBH	QBP	Int	Yds	Lg	TD	PD	FF	FR	No	Pct
2020	Philadelphia	15/3	16	13	3	0	0.0	0	1	0	0	--	0	0	0	1	202	18%
2021	Philadelphia	13/3	14	11	3	0	0.0	0	0	0	0	--	0	0	0	0	184	16%
2022	Philadelphia	17/1	22	18	4	1	0.0	0	0	0	0	--	0	2	0	0	164	15%
<b>Totals</b>		<b>45/7</b>	<b>52</b>	<b>42</b>	<b>10</b>	<b>1</b>	<b>0.0</b>	<b>0</b>	<b>1</b>	<b>0</b>	<b>0</b>	<b>--</b>	<b>0</b>	<b>2</b>	<b>0</b>	<b>1</b>	<b>---</b>	<b>---</b>

## PLAYOFFS

2021	Philadelphia	1/0	0	0	0	0	0.0	0	0	0	0	--	0	0	0	0	0	0%
2022	Philadelphia	3/0	0	0	0	0	0.0	1	0	0	0	--	0	1	0	0	10	7%
<b>Totals</b>		<b>4/0</b>	<b>0</b>	<b>0</b>	<b>0</b>	<b>0</b>	<b>0.0</b>	<b>1</b>	<b>0</b>	<b>0</b>	<b>0</b>	<b>--</b>	<b>0</b>	<b>1</b>	<b>0</b>	<b>0</b>	<b>---</b>	<b>---</b>

## ADDITIONAL STATISTICS

**Special Teams Tackles:** 12 - 2020 (5), 2021 (1), 2022 (6) **Blocked FGs:** 1 - 2021 (1) **Postseason Special Teams Tackles:** 4 - 2022 (4)

## CAREER HIGHS

<b>Tackles</b>	8	2x, last: 12/18/22 at Chi.
<b>Sacks</b>	--	---
<b>INTs</b>	--	---
<b>PDs</b>	1	3x, last: 1/21/23 vs. NYG (Div.)
<b>FFs</b>	--	---
<b>FRs</b>	1	9/20/20 vs. LAR

**Hobbies:** Fishing, playing video games, sightseeing ... **Bucket list:** Travel to Jerusalem ... **Desired talent:** Singing ... **Guilty pleasure:** "I'm a desert guy. Ice cream is my favorite and milkshakes are right behind it." ... **Pregame ritual:** FaceTimes his family ... **Career if he wasn't playing football:** "Engineer. When I was in high school, I was in a tech program where I was basically an electrician. I wired outlets, AC units, and ceiling fans." ... **Favorite TV shows:** Ed, Edd n Eddy and Samurai Jack ... **Favorite movie:** Friday ... **Favorite athlete growing up:** Kobe Bryant



## BIRDSEED

- ▶ Credits his work ethic to his mother, Roxanne Barnes, who juggled two jobs and attended classes to earn her associate's degree while raising K'Von and his two sisters in their government-housing community ... The family struggled financially and would stock up on candles and heat buckets of water in the oven when bills were past due ... During the 2022 offseason, K'Von purchased his mother a new home
- ▶ Did not meet his biological father, Kevin Wallace, until he visited him in prison at age 6 ... Considers his high school coach, Loren Johnson, whom he calls "Pops," the father figure in his life
- ▶ His college roommate was Brian Dawkins Jr., the son of Eagles legend **Brian Dawkins**, who also played safety at Clemson
- ▶ Graduated from Clemson with a degree in communications and was a three-time ACC Honor Roll selection ... Completed internships with the National Football League and Cisco

## CAREER HIGHLIGHTS

- ▶ A member of the Eagles' Super Bowl LVII roster in 2022

## 2022 SEASON - EAGLES

- ▶ Made one start across 17 games and produced 22 tackles (18 solo), 2 PDs and 1 TFL (all career highs) ... Played the 3rd-most special teams snaps (323) on the Eagles and collected 6 special teams tackles

## COLLEGE HIGHLIGHTS

- ▶ Played collegiately at Clemson, where he was a key contributor on two CFP National Championship teams ... A two-time All-ACC selection and team captain ... Recorded 178 tackles, 21 PDs, 5 INTs, 2.0 sacks and 2 FFs in 59 career games (36 starts) with the Tigers ... Finished tied for the most games played (59) in program history

## TRANSACTIONS

- ▶ **2020** - Drafted by PHI in 4th round (127th overall) ... **9/28/21** - Placed on Reserve/Injured ... **10/30/21** - Activated from Reserve/Injured



2022 GAME-BY-GAME STATISTICS (PHI)												
Date	Opp		GP/S	Tot	Solo	Sk	Int	PD	FF	FR	Snaps	Pct
Sep 11	at Det	W	1/0	0	0	0.0	0	0	0	0	2	3%
Sep 19	Min	W	1/0	0	0	0.0	0	0	0	0	5	8%
Sep 25	at Was	W	1/0	0	0	0.0	0	0	0	0	3	4%
Oct 2	Jax	W	1/0	0	0	0.0	0	0	0	0	2	4%
Oct 9	at Ari	W	1/0	0	0	0.0	0	0	0	0	3	4%
Oct 16	Dal	W	1/0	4	2	0.0	0	0	0	0	18	27%
Oct 30	Pit	W	1/0	0	0	0.0	0	0	0	0	1	1%
Nov 3	at Hou	W	1/0	3	2	0.0	0	0	0	0	12	20%
Nov 14	Was	L	1/0	1	1	0.0	0	0	0	0	6	7%
Nov 20	at Ind	W	1/0	0	0	0.0	0	0	0	0	0	0%
Nov 27	GB	W	1/0	0	0	0.0	0	1	0	0	3	6%
Dec 4	Ten	W	1/0	1	1	0.0	0	0	0	0	10	18%
Dec 11	at NYG	W	1/0	5	5	0.0	0	0	0	0	46	72%
Dec 18	at Chi	W	1/1	8	7	0.0	0	0	0	0	41	69%
Dec 24	at Dal	L	1/0	0	0	0.0	0	0	0	0	5	7%
Jan 1	NO	L	1/0	0	0	0.0	0	1	0	0	6	9%
Jan 8	NYG	W	1/0	0	0	0.0	0	0	0	0	1	2%
<b>Totals</b>			<b>17/1</b>	<b>22</b>	<b>18</b>	<b>0.0</b>	<b>0</b>	<b>2</b>	<b>0</b>	<b>0</b>	<b>164</b>	<b>15%</b>
PLAYOFFS												
Jan 21	NYG	W	1/0	0	0	0.0	0	1	0	0	7	13%
Jan 29	SF	W	1/0	0	0	0.0	0	0	0	0	3	7%
Feb 12	vs. KC	L	1/0	0	0	0.0	0	0	0	0	0	0%
<b>Totals</b>			<b>3/0</b>	<b>0</b>	<b>0</b>	<b>0.0</b>	<b>0</b>	<b>1</b>	<b>0</b>	<b>0</b>	<b>10</b>	<b>7%</b>





# GREG WARD

WIDE RECEIVER | 84



**Height:** 5-11 **Weight:** 190 **DOB:** July 12, 1995 (Age 28)  
**NFL Experience:** 4th Year (4th with Eagles) **Draft:** UDFA-17 by PHI **Acquired:** FA-19  
**College:** Houston **Hometown (HS):** Tyler, TX (John Tyler)

**SUPER BOWL CHAMPION: 2017 (LII) (PS)**

## CAREER STATISTICS

Year	Team	GP/S	RECEIVING					OFF SNAPS	
			Rec	Yds	Avg	Lg	TD	No	Pct
2019	Philadelphia	7/3	28	254	9.1	38	1	310	26%
2020	Philadelphia	16/10	53	419	7.9	32t	6	791	70%
2021	Philadelphia	17/0	7	95	13.6	27	3	245	22%
<b>Totals</b>		<b>40/13</b>	<b>88</b>	<b>768</b>	<b>8.7</b>	<b>38</b>	<b>10</b>	---	---

## PLAYOFFS

Year	Team	GP/S	Rec	Yds	Avg	Lg	TD	No	Pct
2019	Philadelphia	1/1	3	24	8.0	16	0	50	72%
2021	Philadelphia	1/1	0	0	---	---	0	6	9%
2022	Philadelphia	0/0	0	0	---	---	0	0	0%
<b>Totals</b>		<b>2/2</b>	<b>3</b>	<b>24</b>	<b>8.0</b>	<b>16</b>	<b>0</b>	---	---

## ADDITIONAL STATISTICS

**Fumbles/Lost:** 2/0 - 2020 (2/0) **Rushing:** 3-1 - 2019 (1-5), 2020 (2-(-4))  
**Passing:** 2-17 - 2020 (1-15), 2021 (1-2) **Special Teams Tackles:** 1 - 2019 (1)  
**Punt Returns:** 30-170 - 2019 (7-24), 2020 (21-134), 2021 (2-12)  
**Kickoff Returns:** 1-3 - 2021 (1-3)

## CAREER HIGHS

<b>Receptions</b>	8	9/27/20 vs. Cin.
<b>Receiving Yards</b>	72	9/27/20 vs. Cin.
<b>Receiving Long</b>	38	12/22/19 vs. Dal.
<b>Receiving TDs</b>	2	12/20/20 at Ari.

**First job:** Worked in a car shop ... **Favorite movie:** Rush Hour 2 ...  
**Favorite TV shows:** Martin and The Fresh Prince of Bel-Air ... **Favorite music:** Drake and Lil Wayne ... **Favorite meal:** "I'm from down south, so I like fried chicken and cornbread and greens."



## BIRDSEED

- ▶ Made the transition from QB to WR coming out of college, knowing he would have to make the change in order to play in the NFL ... Trained with former NFL WR **Patrick Crayton**, who also made the switch from QB to WR during his career, to assist him with the move
- ▶ Played for the San Antonio Commanders of the Alliance of American Football in 2019 ... Posted 22 receptions for 214 yards and added 1 punt return TD over eight games with San Antonio

## CAREER HIGHLIGHTS

- ▶ Has contributed to four Eagles playoff teams (2017, '19, '21, '22), including two Super Bowl appearances (2017, '22) ... Elevated from the practice squad to the active roster for Super Bowl LVII vs. Kansas City in 2022 ... Also served as a member of Philadelphia's practice squad in 2017, when the team defeated New England in **Super Bowl LII**
- ▶ Led the Eagles in receptions (53) and receiving TDs (6) in 2020

## 2022 SEASON - EAGLES

- ▶ Spent time on Philadelphia's practice squad and was elevated to the active roster for Super Bowl LVII vs. Kansas City (2/12/23)

## COLLEGE HIGHLIGHTS

- ▶ Produced the most rushing yards (2,375) by a QB in Houston history and tied for the most rushing TDs (39) ... Finished 3rd in school history in total yards (11,080), 4th in passing yards (8,705) and 5th in passing TDs (52) ... From 2015-16, only two FBS QBs produced 6,000+ passing yards and 1,500+ rushing yards: Ward and **Deshaun Watson**
- ▶ Threw for 3,557 yards, 22 TDs and a 141.7 efficiency rating en route to second-team All-AAC honors as a senior in 2016 ... Garnered second-team All-AAC recognition as a junior in 2015 after ranking 5th in the nation in rushing TDs (21, school record) and becoming the first Houston QB to rush for 1,000+ yards (1,108) in a season

## TRANSACTIONS

- ▶ **2017** - Signed by PHI as UDFA ... **9/2/17** - Waived by PHI ... **9/3/17** - Signed by PHI to practice squad ... **9/12/17** - Released by PHI from practice squad ... **9/18/17** - Signed by PHI to practice squad ... **2/7/18** - Signed by PHI to reserve/future contract ... **9/1/18** - Waived by PHI ... **9/2/18** - Signed by PHI to practice squad ... **9/7/18** - Released by PHI from practice squad ... **4/9/19** - Signed by PHI ... **8/31/19** - Waived by PHI ... **9/1/19** - Signed by PHI to practice squad ... **9/21/19** - Signed by PHI to active roster from practice squad ... **9/24/19** - Waived by PHI ... **9/26/19** - Signed by PHI to practice squad ... **11/23/19** - Signed by PHI to active roster from practice squad ... **3/29/21** - Signed by PHI to exclusive rights tender ... **3/15/22** - Agreed to terms with PHI on 1-year contract ... **8/30/22** - Placed on Reserve/Injured ... **10/24/22** - Signed by PHI to practice squad ... **2/11/23** - Elevated by PHI from practice squad for Super Bowl LVII vs. Kansas City ... **2/16/23** - Signed by PHI to reserve/future contract





2022 GAME-BY-GAME STATISTICS (PHI)										
Date	Opp	GP/S	Rec	Yds	Avg	Lg	TD	Snaps	Pct	
NOT ON NFL ROSTER										
NOT ON NFL ROSTER										
NOT ON NFL ROSTER										
NOT ON NFL ROSTER										
NOT ON NFL ROSTER										
NOT ON NFL ROSTER										
Oct 30	Pit	W	---	EAGLES PRACTICE SQUAD						
Nov 3	at Hou	W	---	EAGLES PRACTICE SQUAD						
Nov 14	Was	L	---	EAGLES PRACTICE SQUAD						
Nov 20	at Ind	W	---	EAGLES PRACTICE SQUAD						
Nov 27	GB	W	---	EAGLES PRACTICE SQUAD						
Dec 4	Ten	W	---	EAGLES PRACTICE SQUAD						
Dec 11	at NYG	W	---	EAGLES PRACTICE SQUAD						
Dec 18	at Chi	W	---	EAGLES PRACTICE SQUAD						
Dec 24	at Dal	L	---	EAGLES PRACTICE SQUAD						
Jan 1	NO	L	---	EAGLES PRACTICE SQUAD						
Jan 8	NYG	W	---	EAGLES PRACTICE SQUAD						
<b>Totals</b>			<b>0/0</b>	<b>0</b>	<b>0</b>	<b>---</b>	<b>--</b>	<b>0</b>	<b>0</b>	<b>0%</b>
PLAYOFFS										
Jan 21	NYG	W	---	EAGLES PRACTICE SQUAD						
Jan 29	SF	W	---	EAGLES PRACTICE SQUAD						
Feb 12	vs. KC	L	0/0	INACTIVE						
<b>Totals</b>			<b>0/0</b>	<b>0</b>	<b>0</b>	<b>---</b>	<b>--</b>	<b>0</b>	<b>0</b>	<b>0%</b>





# QUEZ WATKINS

WIDE RECEIVER | 16



Height: 6-0 Weight: 193 DOB: June 9, 1998 (Age 25)

NFL Experience: 4th Year (4th with Eagles) Draft: D6b-20 (200th overall) by PHI

College: Southern Mississippi Hometown (HS): Athens, AL (Athens)

## CAREER STATISTICS

Year	Team	GP/S	RECEIVING					OFF SNAPS	
			Rec	Yds	Avg	Lg	TD	No	Pct
2020	Philadelphia	6/0	7	106	15.1	43	1	119	11%
2021	Philadelphia	17/12	43	647	15.0	91	1	771	69%
2022	Philadelphia	17/8	33	354	10.7	53t	3	681	58%
<b>Totals</b>		<b>40/20</b>	<b>83</b>	<b>1,107</b>	<b>13.3</b>	<b>91</b>	<b>5</b>	---	---

## PLAYOFFS

Year	Team	GP/S	Rec	Yds	Avg	Lg	TD	No	Pct
2021	Philadelphia	1/0	2	35	17.5	35	0	58	88%
2022	Philadelphia	3/1	1	8	8.0	8	0	106	48%
<b>Totals</b>		<b>4/1</b>	<b>3</b>	<b>43</b>	<b>14.3</b>	<b>35</b>	<b>0</b>	---	---

## ADDITIONAL STATISTICS

Rushing: 4-4 - 2021 (1-3), 2022 (3-1) Fumbles/Lost: 1/1 - 2022 (1/1)  
 Kickoff Returns: 13-189 - 2021 (8-138), 2022 (5-51)

## CAREER HIGHS

Receptions	5	2x, last: 12/4/22 vs. Ten.
Receiving Yards	117	9/19/21 vs. SF
Receiving Long	91	9/19/21 vs. SF
Receiving TDs	1	5x, last: 11/27/22 vs. GB



## BIRDSEED

- ▶ Organizes the Quez Watkins Football Camp in Athens, AL, during the offseason ... The free football clinic for children ages 6 to 18 aims to motivate the next generation of athletes in his hometown
- ▶ Supported the Mental Health Foundation through the NFL's *My Cause My Cleats* campaign in 2022 ... The organization specializes in mental health awareness, education, suicide prevention and addiction

## CAREER HIGHLIGHTS

- ▶ A member of the Eagles' Super Bowl LVII roster in 2022
- ▶ Led the team with a career-high 15.0 receiving average in 2021 after posting career highs in receptions (43) and receiving yards (647)
- ▶ Recorded a career-high 117 yards vs. San Francisco on 9/19/21 ... In that game, caught a career-long, 91-yard pass from **Jalen Hurts**, which tied for the 5th-longest passing play in franchise history

## 2022 SEASON - EAGLES

- ▶ Appeared in 17 games (eight starts) and tallied 33 receptions for 354 yards (10.7 avg.) and a career-high 3 TDs ... Also returned 5 kickoffs
- ▶ Hauled in a 53-yard TD pass from **Jalen Hurts** in the victory vs. Minnesota (9/19/22) ... Marked the longest TD reception of his career

## COLLEGE HIGHLIGHTS

- ▶ Played at Southern Mississippi, where he posted 2,404 yards and 17 TDs on 159 receptions (2nd-most in program history) in 35 games ... A two-time first-team All-Conference USA selection (2018-19)
- ▶ Recorded the most receiving yards (1,178) and 2nd-highest receiving average (18.5) in the conference as a senior in 2019 ... Led the team in catches (72), yards (889) and TDs (9) as a junior in 2018

## TRANSACTIONS

- ▶ **2020** - Drafted by PHI in 6th round (200th overall) ... **9/6/20** - Placed on Reserve/Injured ... **10/10/20** - Activated from Reserve/Injured ... **12/13/21** - Placed on Reserve/COVID-19 ... **12/19/21** - Activated from Reserve/COVID-19

**Hobbies:** Playing basketball or PlayStation ... **Bucket list:** Travel to different places ... **Desired talent:** Art ... **Surprisingly good at:** Golf ... **Players he models his game after:** Calvin Ridley, Stefon Diggs and Davante Adams ... **Favorite athlete:** Michael Jordan



2022 GAME-BY-GAME STATISTICS (PHI)										
Date	Opp		GP/S	Rec	Yds	Avg	Lg	TD	Snaps	Pct
Sep 11	at Det	W	1/0	0	0	---	--	0	41	53%
Sep 19	Min	W	1/1	2	69	34.5	53t	1	43	59%
Sep 25	at Was	W	1/1	0	0	---	--	0	33	47%
Oct 2	Jax	W	1/0	0	0	---	--	0	49	60%
Oct 9	at Ari	W	1/0	3	19	6.3	7	0	43	59%
Oct 16	Dal	W	1/0	1	0	0.0	0	0	42	59%
Oct 30	Pit	W	1/1	0	0	---	--	0	37	65%
Nov 3	at Hou	W	1/0	2	25	12.5	23	0	35	54%
Nov 14	Was	L	1/0	4	80	20.0	50	0	29	58%
Nov 20	at Ind	W	1/1	2	31	15.5	22t	1	36	53%
Nov 27	GB	W	1/1	3	35	11.7	30t	1	66	82%
Dec 4	Ten	W	1/1	5	37	7.4	16	0	37	51%
Dec 11	at NYG	W	1/0	4	19	4.8	9	0	32	47%
Dec 18	at Chi	W	1/1	4	6	1.5	3	0	48	66%
Dec 24	at Dal	L	1/1	1	19	19.0	19	0	51	72%
Jan 1	NO	L	1/0	0	0	---	--	0	28	51%
Jan 8	NYG	W	1/0	2	14	7.0	14	0	31	42%
<b>Totals</b>			<b>17/8</b>	<b>33</b>	<b>354</b>	<b>10.7</b>	<b>53t</b>	<b>3</b>	<b>681</b>	<b>58%</b>
PLAYOFFS										
Jan 21	NYG	W	1/0	0	0	---	--	0	22	31%
Jan 29	SF	W	1/0	0	0	---	--	0	42	57%
Feb 12	vs. KC	L	1/1	1	8	8.0	8	0	42	56%
<b>Totals</b>			<b>3/1</b>	<b>1</b>	<b>8</b>	<b>8.0</b>	<b>8</b>	<b>0</b>	<b>106</b>	<b>48%</b>







# GREEDY WILLIAMS

CORNERBACK | 38



Height: 6-2 Weight: 185 DOB: Dec. 3, 1997 (Age 25)

NFL Experience: 5th Year (1st with Eagles) Draft: D2-19 (46th overall) by CLE Acquired: FA-Cle-23

College: LSU Hometown (HS): Shreveport, LA (Calvary Baptist Academy)

## CAREER STATISTICS

Year	Team	GP/S	TACKLES				PASS RUSH			INTERCEPTIONS					FUMBLES		DEF SNAPS	
			Total	Solo	Asst	TFL	Sacks	QBH	QBP	Int	Yds	Lg	TD	PD	FF	FR	No	Pct
2019	Cleveland	12/12	47	37	10	2	0.0	0	1	0	0	--	0	2	0	0	680	64%
2021	Cleveland	16/8	40	34	6	0	0.0	0	1	2	7	7	0	10	1	0	590	53%
2022	Cleveland	11/1	8	5	3	0	0.0	0	0	0	0	--	0	0	0	0	105	10%
<b>Totals</b>		<b>39/21</b>	<b>95</b>	<b>76</b>	<b>19</b>	<b>2</b>	<b>0.0</b>	<b>0</b>	<b>2</b>	<b>2</b>	<b>7</b>	<b>7</b>	<b>0</b>	<b>12</b>	<b>1</b>	<b>0</b>	<b>---</b>	<b>---</b>

## ADDITIONAL STATISTICS

Special Teams Tackles: 4 - 2021 (1), 2022 (3)

## CAREER HIGHS

Tackles	10	10/10/21 at LAC
Sacks	--	---
INTs	1	2x, last: 12/20/21 vs. LV
PDs	2	12/20/21 vs. LV
FFs	1	10/10/21 at LAC
FRs	--	---

## BIRDSEED

- ▶ Originally named Andraez Williams before he was given the nickname, "Greedy DeeDee," by his aunt due to his milk consumption as a child ... "DeeDee" was dropped and he now strictly goes by "Greedy"
- ▶ Has engaged in many community events in his hometown of Shreveport, LA, including backpack giveaways to local students who need school supplies and Build-A-Bear donations to hospitals

## CAREER HIGHLIGHTS

- ▶ A former 2nd-round pick (46th overall) by the Browns who spent the first four years of his career in Cleveland ... In 39 contests (21 starts), collected 95 tackles (76 solo), 12 PDs, 2 INTs, 2 TFLs and 1 FF

## 2022 SEASON - BROWNS

- ▶ Saw action in 11 games (one start), appearing in 105 defensive snaps ... Posted 8 tackles (5 solo) while adding 3 special teams tackles

## COLLEGE HIGHLIGHTS

- ▶ Played collegiately at LSU, where he produced 71 tackles, 28 PDs and 8 INTs in 24 games (all starts) ... Led the SEC in INTs (6) in 2017
- ▶ A two-time first-team All-SEC honoree as well as a second-team All-America selection by the Associated Press in 2018 ... Also named a finalist for the 2018 Jim Thorpe Award (nation's best DB)

## TRANSACTIONS

- ▶ **2019** - Drafted by CLE in 2nd round (46th overall) ... **10/12/20** - Placed on Reserve/Injured ... **9/9/22** - Placed on Reserve/Injured ... **10/15/22** - Activated from Reserve/Injured ... **3/18/23** - Signed by PHI to 1-year contract





2022 GAME-BY-GAME STATISTICS (CLE)												
Date	Opp	GP/S	Tot	Solo	Sk	Int	PD	FF	FR	Snaps	Pct	
Sep 11	at Car	W	0/0	RESERVE/INJURED								
Sep 18	NYJ	L	0/0	RESERVE/INJURED								
Sep 22	Pit	W	0/0	RESERVE/INJURED								
Oct 2	at Atl	L	0/0	RESERVE/INJURED								
Oct 9	LAC	L	0/0	RESERVE/INJURED								
Oct 16	NE	L	1/0	1	0	0.0	0	0	0	0	37	53%
Oct 23	at Bal	L	1/0	3	2	0.0	0	0	0	0	14	22%
Oct 31	Cin	W	1/1	1	1	0.0	0	0	0	0	25	47%
Nov 13	at Mia	L	1/0	0	0	0.0	0	0	0	0	3	4%
Nov 20	at Buf	L	1/0	1	1	0.0	0	0	0	0	16	25%
Nov 27	TB	W	1/0	0	0	0.0	0	0	0	0	2	3%
Dec 4	at Hou	W	1/0	2	1	0.0	0	0	0	0	8	12%
Dec 11	at Cin	L	0/0	INACTIVE								
Dec 17	Bal	W	1/0	0	0	0.0	0	0	0	0	0	0%
Dec 24	NO	L	1/0	0	0	0.0	0	0	0	0	0	0%
Jan 1	at Was	W	1/0	0	0	0.0	0	0	0	0	0	0%
Jan 8	at Pit	L	1/0	0	0	0.0	0	0	0	0	0	0%
<b>Totals</b>			<b>11/1</b>	<b>8</b>	<b>5</b>	<b>0.0</b>	<b>0</b>	<b>0</b>	<b>0</b>	<b>0</b>	<b>105</b>	<b>10%</b>





# MILTON WILLIAMS

## DEFENSIVE TACKLE | 93



**Height:** 6-3 **Weight:** 290 **DOB:** April 6, 1999 (Age 24)  
**NFL Experience:** 3rd Year (3rd with Eagles) **Draft:** D3-21 (73rd overall) by PHI  
**College:** Louisiana Tech **Hometown (HS):** Crowley, TX (Crowley)

### CAREER STATISTICS

Year	Team	GP/S	TACKLES				PASS RUSH			INTERCEPTIONS					FUMBLES		DEF SNAPS	
			Total	Solo	Asst	TFL	Sacks	QBH	QBP	Int	Yds	Lg	TD	PD	FF	FR	No	Pct
2021	Philadelphia	17/2	30	15	15	6	2.0	6	16	0	0	--	0	2	0	0	456	40%
2022	Philadelphia	17/0	36	19	17	9	4.0	6	9	0	0	--	0	2	0	0	395	36%
<b>Totals</b>		<b>34/2</b>	<b>66</b>	<b>34</b>	<b>32</b>	<b>15</b>	<b>6.0</b>	<b>12</b>	<b>25</b>	<b>0</b>	<b>0</b>	<b>--</b>	<b>0</b>	<b>4</b>	<b>0</b>	<b>0</b>	<b>---</b>	<b>---</b>

PLAYOFFS																		
Year	Team	GP/S	Total	Solo	Asst	TFL	Sacks	QBH	QBP	Int	Yds	Lg	TD	PD	FF	FR	No	Pct
2021	Philadelphia	1/0	4	3	1	1	0.0	0	1	0	0	--	0	0	0	0	39	53%
2022	Philadelphia	3/0	3	2	1	0	0.0	1	2	0	0	--	0	0	0	0	50	33%
<b>Totals</b>		<b>4/0</b>	<b>7</b>	<b>5</b>	<b>2</b>	<b>1</b>	<b>0.0</b>	<b>1</b>	<b>3</b>	<b>0</b>	<b>0</b>	<b>--</b>	<b>0</b>	<b>0</b>	<b>0</b>	<b>0</b>	<b>---</b>	<b>---</b>

### CAREER HIGHS

<b>Tackles</b>	8	11/14/22 vs. Was.
<b>Sacks</b>	1.0	6x, last: 1/1/23 vs. NO
<b>INTs</b>	--	---
<b>PDs</b>	1	4x, last: 1/8/23 vs. NYG
<b>FFs</b>	--	---
<b>FRs</b>	--	---

**Hobbies:** Video games (*Madden, NBA 2K, Call of Duty* and *Grand Theft Auto*) and movies ... **Bucket list:** Travel outside of the country to Greece and Jamaica ... **First job:** Cutting grass on the weekends ... **Biggest pet peeves:** Talking too much ... **Biggest influence in his life:** "My father. His drive and his will that are taken care of. He was always there for me and my sisters. He'd be at our games all day and get like two hours of sleep and then go into work. Just seeing how he worked, it still pushes me to this day" ... **Desired talents:** Playing piano ... **Favorite athlete growing up:** LeBron James ... **Favorite movie:** *The Dark Knight* ... **Favorite quote:** John 3:16



### BIRDSEED

- ▶ Made the transition to the interior DL as a redshirt junior at Louisiana Tech after beginning his collegiate career on the edge ... Prides himself on being able to play all types of positions along the DL
- ▶ Turned in a very impressive pro day performance in 2021 ... Produced the fastest 40-yard dash (4.63) and three-cone drill (6.96) times by a defensive player weighing 280+ pounds in over two decades
- ▶ During the 2023 offseason, hosted a 7-on-7 football tournament with **Zech McPhearson** to support local high school programs

### CAREER HIGHLIGHTS

- ▶ A member of the Eagles' Super Bowl LVII roster in 2022

### 2022 SEASON - EAGLES

- ▶ Appeared in all 17 games and registered 36 tackles (19 solo), 9 TFLs, 6 QB hits, 4.0 sacks and 2 PDs ... Contributed to a defense that established a single-season franchise record with 70 sacks
- ▶ Set a career-high with 8 tackles vs. Washington (11/14/22)

### COLLEGE HIGHLIGHTS

- ▶ Produced 106 tackles (49 solo), 19 TFLs, 10.0 sacks and 3 FRs in 30 career games during his time at Louisiana Tech (2017-20)
- ▶ Started all 10 contests during his junior campaign in 2020, leading the Bulldogs with a career-high 10 TFLs (3rd in C-USA) and 4.5 sacks (7th in C-USA) ... Earned third-team All-America (*Pro Football Focus*) and first-team All-Conference USA (Phil Steele) recognition
- ▶ Collected All-Conference USA honorable mention accolades following his sophomore season in 2019 ... Posted 59 tackles (27 solo), 9 TFLs and a career-high 5.5 sacks in 13 games (all starts)

### TRANSACTIONS

- ▶ **2021** - Drafted by PHI in 3rd round (73rd overall)





2022 GAME-BY-GAME STATISTICS (PHI)												
Date	Opp		GP/S	Tot	Solo	Sk	Int	PD	FF	FR	Snaps	Pct
Sep 11	at Det	W	1/0	2	2	0.0	0	0	0	0	33	48%
Sep 19	Min	W	1/0	0	0	0.0	0	0	0	0	22	36%
Sep 25	at Was	W	1/0	2	0	0.0	0	0	0	0	38	49%
Oct 2	Jax	W	1/0	1	0	0.0	0	0	0	0	13	28%
Oct 9	at Ari	W	1/0	0	0	0.0	0	0	0	0	22	32%
Oct 16	Dal	W	1/0	2	0	0.0	0	0	0	0	18	27%
Oct 30	Pit	W	1/0	1	1	1.0	0	1	0	0	30	39%
Nov 3	at Hou	W	1/0	2	2	0.0	0	0	0	0	24	40%
Nov 14	Was	L	1/0	8	4	0.0	0	0	0	0	38	46%
Nov 20	at Ind	W	1/0	4	2	1.0	0	0	0	0	18	28%
Nov 27	GB	W	1/0	2	0	0.0	0	0	0	0	18	37%
Dec 4	Ten	W	1/0	0	0	0.0	0	0	0	0	25	45%
Dec 11	at NYG	W	1/0	3	2	1.0	0	0	0	0	24	38%
Dec 18	at Chi	W	1/0	1	1	0.0	0	0	0	0	11	19%
Dec 24	at Dal	L	1/0	3	3	0.0	0	0	0	0	13	18%
Jan 1	NO	L	1/0	3	1	1.0	0	0	0	0	26	38%
Jan 8	NYG	W	1/0	2	1	0.0	0	1	0	0	22	35%
<b>Totals</b>			<b>17/0</b>	<b>36</b>	<b>19</b>	<b>4.0</b>	<b>0</b>	<b>2</b>	<b>0</b>	<b>0</b>	<b>395</b>	<b>36%</b>
PLAYOFFS												
Jan 21	NYG	W	1/0	0	0	0.0	0	0	0	0	18	35%
Jan 29	SF	W	1/0	2	1	0.0	0	0	0	0	20	43%
Feb 12	vs. KC	L	1/0	1	1	0.0	0	0	0	0	12	22%
<b>Totals</b>			<b>3/0</b>	<b>3</b>	<b>2</b>	<b>0.0</b>	<b>0</b>	<b>0</b>	<b>0</b>	<b>0</b>	<b>50</b>	<b>33%</b>





# OLAMIDE ZACCHEAUS

WIDE RECEIVER | 13

(pronounced OH-llama-day zah-KEY-us)

Height: 5-8 Weight: 194 DOB: July 23, 1997 (Age 26)

NFL Experience: 5th Year (1st with Eagles) Draft: UDFA-19 by ATL Acquired: FA-Atl-23

College: Virginia Hometown (HS): Plainfield, NJ (St. Joseph's Prep)



## CAREER STATISTICS

Year	Team	GP/S	RECEIVING					OFF SNAPS	
			Rec	Yds	Avg	Lg	TD	No	Pct
2019	Atlanta	10/0	3	115	38.3	93t	1	87	8%
2020	Atlanta	11/2	20	274	13.7	51t	1	308	27%
2021	Atlanta	17/8	31	406	13.1	49	3	610	58%
2022	Atlanta	17/13	40	533	13.3	45	3	737	70%
<b>Totals</b>		<b>55/23</b>	<b>94</b>	<b>1,328</b>	<b>14.1</b>	<b>93t</b>	<b>8</b>	---	---

## ADDITIONAL STATISTICS

Punt Returns: 3-36 - 2021 (3-36) Rushing: 4-9 - 2020 (1-0), 2021 (1-2), 2022 (2-7)

Kickoff Returns: 2-41 - 2021 (2-41) Fumbles/Lost: 1/1 - 2022 (1/1)

Special Teams FRs: 1 - 2019 (1) Special Teams Tackles: 8 - 2019 (2), 2020 (2), 2021 (4)

Fumble Recovery TDs: 1 - 2019 (1)

## CAREER HIGHS

Receptions	8	10/5/20 at GB
Receiving Yards	103	11/8/20 vs. Den.
Receiving Long	93t	12/8/19 vs. Car.
Receiving TDs	2	11/7/21 at NO



## BIRDSEED

- ▶ Played high school football in Philadelphia at St. Joseph's Preparatory School, where he starred as a DB and RB ... Helped St. Joe's capture back-to-back PIAA State Championships in 2013 and 2014
- ▶ Credits his mother, Yimbira Mozimo, for his work ethic and the reason why he is currently in the NFL ... His mother emigrated from Africa in 1994 and lived in Texas before moving to New Jersey with her sons ... During that time, she worked two jobs to support her children
- ▶ Previously supported Pebble Tossers through the NFL's *My Cause My Cleats* campaign ... Pebble Tossers serves the greater Atlanta area by encouraging youth to lead through volunteering

## CAREER HIGHLIGHTS

- ▶ Spent the first four seasons of his NFL career with Atlanta (2019-22), producing 94 receptions for 1,328 yards (14.1 avg.) and 8 TDs
- ▶ Finished his Falcons career with the 2nd-best receiving average (14.1) by an undrafted player in team history (min. 60 receptions) ... His 94 catches were also the 3rd-most by an undrafted Falcons WR, behind **Alfred Jenkins** (360, 1975-83) and **Brian Finneran** (236, 2000-10)
- ▶ Has the longest first-career reception in NFL history ... Hauled in a 93-yard TD pass vs. Carolina on 12/8/19 for his first ever catch

## 2022 SEASON - FALCONS

- ▶ Appeared in all 17 contests while making 13 starts with Atlanta ... Led the Falcons in yards per reception (13.3) and totaled new career highs in catches (40) and receiving yards (533) ... Added 3 receiving TDs

## COLLEGE HIGHLIGHTS

- ▶ Spent four years at Virginia (2015-18), where he amassed 250 receptions for 2,753 yards and 22 TDs ... Rushed 79 times for 551 yards and 2 TDs ... Left as the program's all-time leader in receptions
- ▶ Paced the ACC with a career-high 93 receptions as a senior in 2018, registering 1,058 yards and 9 TDs ... Received first-team All-ACC accolades from the *Associated Press* and was named the Belk Bowl MVP after posting 12 catches for 100 yards and 3 TDs

## TRANSACTIONS

- ▶ **2019** - Signed by ATL as UDFA ... **4/19/22** - Agreed to terms with ATL on 1-year contract ... **4/20/23** - Agreed to terms with PHI on 1-year contract

**Nickname:** O.Z. ... **First job:** Helped distribute Gatorade to camps on Virginia's campus ... **Surprisingly good at:** Cornhole ... **Desired talent:** Swimming ... **'Welcome to the NFL' moment:** His first NFL reception was a 93-yard TD on 12/8/19 vs. Carolina ... **Karaoke song of choice:** "If I Ever Fall in Love" by Shai ... **Favorite TV show:** *Game of Thrones* ... **Favorite movie:** *Inception* ... **Favorite athlete growing up:** LaDainian Tomlinson ... **Favorite athlete to watch now:** Noah Lyles (track)



2022 GAME-BY-GAME STATISTICS (ATL)

Date	Opp		GP/S	Rec	Yds	Avg	Lg	TD	Snaps	Pct
Sep 11	NO	L	1/1	4	49	12.3	22	0	45	60%
Sep 18	at LAR	L	1/1	2	21	10.5	11t	1	26	43%
Sep 25	at Sea	W	1/0	2	49	24.5	26	0	38	67%
Oct 2	Cle	W	1/0	2	55	27.5	42	0	31	56%
Oct 9	at TB	L	1/1	2	39	19.5	20	1	44	67%
Oct 16	SF	W	1/1	4	58	14.5	37	0	43	74%
Oct 23	at Cin	L	1/0	3	31	10.3	12	0	29	62%
Oct 30	Car	W	1/1	1	10	10.0	10	0	54	81%
Nov 6	LAC	L	1/1	2	19	9.5	15	0	43	71%
Nov 10	at Car	L	1/1	2	34	17.0	28	0	48	76%
Nov 20	Chi	W	1/1	1	9	9.0	9	0	42	76%
Nov 27	at Was	L	1/1	5	91	18.2	45	0	42	74%
Dec 4	Pit	L	1/0	2	13	6.5	10	0	47	87%
Dec 18	at NO	L	1/1	0	0	---	--	0	60	81%
Dec 24	at Bal	L	1/1	4	18	4.5	10	0	65	92%
Jan 1	Ari	W	1/1	0	0	---	--	0	38	61%
Jan 8	TB	W	1/1	4	37	9.3	17	1	42	62%
<b>Totals</b>			<b>17/13</b>	<b>40</b>	<b>533</b>	<b>13.3</b>	<b>45</b>	<b>3</b>	<b>737</b>	<b>70%</b>







# TY ZENTNER

PUNTER | 49



**Height:** 6-2 **Weight:** 199 **DOB:** June. 7, 1998 (Age 25)  
**NFL Experience:** Rookie (1st with Eagles) **Draft:** UDFA-23 by PHI  
**College:** Kansas State **Hometown (HS):** Topeka, KS (Shawnee Heights)

### COLLEGE STATISTICS

Year	Team	GP	No	Yds	Avg	Lg	TB	In20	Opp Ret	Opp Yds	Net Yds	Net Avg	Blk	ST
2019	Kansas State	4/4	0	0	---	--	0	0	--	--	--	---	0	--
2020	Kansas State	10/10	28	1,142	40.8	65	0	14	--	--	--	---	0	--
2021	Kansas State	13/13	40	1,748	43.7	63	4	16	--	--	--	---	0	--
2022	Kansas State	14/14	59	2,625	44.5	72	5	27	--	--	--	---	0	--
<b>Totals</b>		<b>41/41</b>	<b>127</b>	<b>5,515</b>	<b>43.4</b>	<b>72</b>	<b>9</b>	<b>57</b>	<b>--</b>	<b>---</b>	<b>---</b>	<b>---</b>	<b>0</b>	<b>--</b>

### ADDITIONAL STATISTICS

**Kickoffs:** 217 - 2019 (18), 2020 (47), 2021 (65), 2022 (87) **FGs Made:** 11 - 2022 (11) **XPAs Made:** 37 - 2021 (6), 2022 (31) **Points:** 70 - 2021 (6), 2022 (64)



### BIRDSEED

- ▶ One of four FBS players (only one from a Power 5 school) to handle a majority of their team’s punting, kickoffs and FGs/XPAs in 2022
- ▶ A multi-sport athlete at Shawnee Heighs (KS) High School, where he started playing football as a senior after playing soccer his entire life ... Earned three letters in soccer and two in basketball in high school ... As a goalkeeper, received multiple all-state honors ... Also won a state championship in basketball while making the all-state team

### COLLEGE HIGHLIGHTS

- ▶ Played in 41 career games at Kansas State (2019-22), registering 127 punts for 5,515 yards (43.4 avg.), including 39 punts of 50+ yards and 57 punts inside the 20-yard line ... An all-conference selection
- ▶ As a senior, finished as a finalist for the Ray Guy Award (nation’s best punter) and was also tabbed an All-Big 12 honoree by the league’s coaches ... Tallied 2,625 yards on 59 punts (44.5 avg.) and additionally handled kickoff duties, with 87 attempts and 51 touchbacks ... Was a perfect 11-for-11 in FG attempts, including a game-winning, 31-yard overtime kick during the Big 12 Championship against TCU
- ▶ Began his collegiate career at Butler Community College, where he was listed among the top-two JUCO kickers in the 2019 class

### TRANSACTIONS

- ▶ **2023** - Signed by PHI as UDFA

**First job:** Youth soccer referee ... **Surprisingly good at:** “I’m a pretty decent cook.” ... **Desired talent:** Golf ... **Player he models his game after:** “Pat McAfee, just for the passion that he played with. Generational punter.” ... **Favorite TV show:** *Succession* ... **Favorite movies:** *Harry Potter* series ... **Favorite meal:** Any type of seafood



# 2022 EAGLES STATISTICS



[FRONT OFFICE & COACHING STAFF](#)

[PLAYER BIOS](#)

[2022 EAGLES STATISTICS](#)

[RECORD BOOK](#)

[ALL-TIME RESULTS](#)

[ALL-TIME ROSTERS](#)

[HONORS & HISTORY](#)

[YEAR-BY-YEAR STATISTICS](#)

[OFF THE FIELD](#)



## REGULAR SEASON RESULTS (14-3)

DATE	OPPONENT	RESULT	SCORE	ATTENDANCE
September 11	at Detroit Lions	W	38-35	64,537
September 19	Minnesota Vikings	W	24-7	69,879
September 25	at Washington Commanders	W	24-8	64,426
October 2	Jacksonville Jaguars	W	29-21	69,879
October 9	at Arizona Cardinals	W	20-17	63,919
October 16	Dallas Cowboys	W	26-17	69,879
October 30	Pittsburgh Steelers	W	35-13	69,879
November 3	at Houston Texans	W	29-17	68,831
November 14	Washington Commanders	L	21-32	69,879
November 20	at Indianapolis Colts	W	17-16	66,241
November 27	Green Bay Packers	W	40-33	69,879
December 4	Tennessee Titans	W	35-10	69,879
December 11	at New York Giants	W	48-22	81,506
December 18	at Chicago Bears	W	25-20	48,423
December 24	at Dallas Cowboys	L	34-40	93,754
January 1	New Orleans Saints	L	10-20	69,796
January 8	New York Giants	W	22-16	69,879

## TEAM STATISTICS

	EAGLES	OPPONENTS
<b>TOTAL FIRST DOWNS</b>	<b>385</b>	<b>325</b>
RUSHING	161	115
PASSING	195	186
PENALTY	29	24
3RD DOWN: MADE/ATTEMPTS	102/222	86/223
3RD DOWN PERCENTAGE	45.9%	38.6%
4TH DOWN: MADE/ATTEMPTS	22/32	15/25
4TH DOWN PERCENTAGE	68.8%	60.0%
<b>POSSESSION AVERAGE</b>	<b>30:33</b>	<b>29:27</b>
<b>TOTAL NET YARDS</b>	<b>6614</b>	<b>5125</b>
AVERAGE PER GAME	389.1	301.5
TOTAL PLAYS	1124	1072
AVERAGE PER PLAY	5.9	4.8
<b>NET YARDS RUSHING</b>	<b>2509</b>	<b>2068</b>
AVERAGE PER GAME	147.6	121.6
TOTAL RUSHES	544	446
<b>NET YARDS PASSING</b>	<b>4105</b>	<b>3057</b>
AVERAGE PER GAME	241.5	179.8
SACKED/YARDS LOST	44/259	70/491
GROSS YARDS	4364	3548
ATTEMPTS/COMPLETIONS	536/350	556/350
COMPLETION PERCENTAGE	65.3%	62.9%
HAD INTERCEPTED	9	17
<b>PUNTS/AVERAGE</b>	<b>56/43.7</b>	<b>73/48.9</b>
<b>NET PUNTING AVERAGE</b>	<b>39</b>	<b>43.4</b>
<b>PENALTIES/YARDS</b>	<b>90/682</b>	<b>95/798</b>
<b>FUMBLES/BALL LOST</b>	<b>23/10</b>	<b>22/10</b>
<b>TOUCHDOWNS</b>	<b>59</b>	<b>40</b>
RUSHING	32	15
PASSING	25	22
RETURNS	2	3





PASSING													
PLAYER	ATT	CMP	YDS	PCT	Y/A	TD	TD%	INT	INT%	LG	SACK	LOST	RATE
Jalen Hurts	460	306	3701	66.5%	8.0	22	4.8%	6	1.3%	68	38	231	101.6
Gardner Minshew	76	44	663	57.9%	8.7	3	3.9%	3	3.9%	78t	6	28	83.4
<b>EAGLES</b>	<b>536</b>	<b>350</b>	<b>4364</b>	<b>65.3%</b>	<b>8.1</b>	<b>25</b>	<b>4.7%</b>	<b>9</b>	<b>1.7%</b>	<b>78t</b>	<b>44</b>	<b>259</b>	<b>99.0</b>
<b>OPPONENTS</b>	<b>556</b>	<b>350</b>	<b>3548</b>	<b>62.9%</b>	<b>6.4</b>	<b>22</b>	<b>4.0%</b>	<b>17</b>	<b>3.1%</b>	<b>63t</b>	<b>70</b>	<b>491</b>	<b>81.6</b>

RUSHING					
PLAYER	ATT	YDS	AVG	LG	TD
Miles Sanders	259	1269	4.9	40t	11
Jalen Hurts	165	760	4.6	42	13
Kenneth Gainwell	53	240	4.5	13	4
Boston Scott	54	217	4.0	21	3
Trey Sermon	2	19	9.5	14	0
Gardner Minshew	7	3	0.4	3	1
Quez Watkins	3	1	0.3	4	0
Zach Pascal	1	0	0.0	0	0
<b>EAGLES</b>	<b>544</b>	<b>2509</b>	<b>4.6</b>	<b>42</b>	<b>32</b>
<b>OPPONENTS</b>	<b>446</b>	<b>2068</b>	<b>4.6</b>	<b>50</b>	<b>15</b>

RECEIVING					
PLAYER	REC	YDS	AVG	LG	TD
DeVonta Smith	95	1196	12.6	45	7
A.J. Brown	88	1496	17.0	78t	11
Dallas Goedert	55	702	12.8	31	3
Quez Watkins	33	354	10.7	53t	3
Kenneth Gainwell	23	169	7.3	20	0
Miles Sanders	20	78	3.9	16	0
Zach Pascal	15	150	10.0	34t	1
Jack Stoll	11	123	11.2	26	0
Grant Calcaterra	5	81	16.2	40	0
Boston Scott	5	15	3.0	5	0
<b>EAGLES</b>	<b>350</b>	<b>4364</b>	<b>12.5</b>	<b>78t</b>	<b>25</b>
<b>OPPONENTS</b>	<b>350</b>	<b>3548</b>	<b>10.1</b>	<b>63t</b>	<b>22</b>

FIELD GOALS						
PLAYER	1-19	20-29	30-39	40-49	50+	TOTAL
Jake Elliott	0/0	6/6	8/9	1/2	5/6	20/23
Cameron Dicker	0/0	1/1	0/0	1/1	0/0	2/2
<b>EAGLES</b>	<b>0/0</b>	<b>7/7</b>	<b>8/9</b>	<b>2/3</b>	<b>5/6</b>	<b>22/25</b>
<b>OPPONENTS</b>	<b>0/0</b>	<b>7/7</b>	<b>8/8</b>	<b>3/4</b>	<b>4/6</b>	<b>22/25</b>

PUNTING								
PLAYER	NO	YDS	AVG	NET	TB	IN 20	LG	BLK
Arryn Siposs	44	2005	45.6	39.6	3	16	59	1
Brett Kern	10	408	40.8	36.6	0	1	53	0
Jake Elliott	1	35	35.0	35.0	0	0	35	0
<b>EAGLES</b>	<b>56</b>	<b>2448</b>	<b>43.7</b>	<b>39.0</b>	<b>3</b>	<b>17</b>	<b>59</b>	<b>1</b>
<b>OPPONENTS</b>	<b>73</b>	<b>3569</b>	<b>48.9</b>	<b>43.4</b>	<b>4</b>	<b>27</b>	<b>67</b>	<b>0</b>



KICKOFF RETURNS

PLAYER	NO	YDS	AVG	LG	TD
Boston Scott	15	406	27.1	66	0
Britain Covey	10	206	20.6	26	0
Quez Watkins	5	51	10.2	17	0
<b>EAGLES</b>	<b>30</b>	<b>663</b>	<b>22.1</b>	<b>66</b>	<b>0</b>
<b>OPPONENTS</b>	<b>30</b>	<b>784</b>	<b>26.1</b>	<b>63</b>	<b>0</b>

PUNT RETURNS

PLAYER	NO	FC	YDS	AVG	LG	TD
Britain Covey	33	18	308	9.3	27	0
DeVonta Smith	2	0	15	7.5	12	0
<b>EAGLES</b>	<b>35</b>	<b>18</b>	<b>323</b>	<b>9.2</b>	<b>27</b>	<b>0</b>
<b>OPPONENTS</b>	<b>25</b>	<b>14</b>	<b>203</b>	<b>8.1</b>	<b>20</b>	<b>0</b>

SCORING

PLAYER	TD	RUSH	REC	RET	PAT	FG	2 PT	SAF	PTS
Jake Elliott	0	0	0	0	51/53	20/23	0	0	111
Jalen Hurts	13	13	0	0	0/0	0/0	2	0	82
Miles Sanders	11	11	0	0	0/0	0/0	0	0	66
A.J. Brown	11	0	11	0	0/0	0/0	0	0	66
DeVonta Smith	7	0	7	0	0/0	0/0	0	0	42
Kenneth Gainwell	4	4	0	0	0/0	0/0	0	0	24
Boston Scott	3	3	0	0	0/0	0/0	0	0	18
Quez Watkins	3	0	3	0	0/0	0/0	0	0	18
Dallas Goedert	3	0	3	0	0/0	0/0	0	0	18
Cameron Dicker	0	0	0	0	2/2	2/2	0	0	8
Josh Sweat	1	0	0	1	0/0	0/0	0	0	6
James Bradberry	1	0	0	1	0/0	0/0	0	0	6
Zach Pascal	1	0	1	0	0/0	0/0	0	0	6
Gardner Minshew	1	1	0	0	0/0	0/0	0	0	6
<b>EAGLES</b>	<b>59</b>	<b>32</b>	<b>25</b>	<b>2</b>	<b>53/55</b>	<b>22/25</b>	<b>2</b>	<b>0</b>	<b>477</b>
<b>OPPONENTS</b>	<b>40</b>	<b>15</b>	<b>22</b>	<b>3</b>	<b>34/36</b>	<b>22/25</b>	<b>1</b>	<b>1</b>	<b>344</b>

SCORE BY QUARTERS

	Q1	Q2	Q3	Q4	OT	TOTAL
<b>EAGLES</b>	89	207	82	99	0	477
<b>OPPONENTS</b>	84	91	56	113	0	344



## DEFENSE

PLAYER	TOTAL	SOLO	ASST	TFL	SACKS	INT	PD	FF	FR
T.J. Edwards	158	99	59	10	2.0	0	8	0	1
Kyzir White	110	66	44	3	1.5	0	7	0	0
Marcus Epps	93	68	25	4	0.0	0	6	1	0
C.J. Gardner-Johnson	67	61	6	5	1.0	6	8	0	0
Javon Hargrave	60	37	23	10	11.0	0	2	1	2
Darius Slay	55	40	15	0	0.0	3	14	0	0
Haason Reddick	48	35	14	11	16.0	0	3	5	3
Josh Sweat	48	31	17	15	11.0	1	1	1	0
James Bradberry	44	39	5	2	0.0	3	17	0	0
Fletcher Cox	43	23	20	7	7.0	0	0	1	1
Avonte Maddox	43	28	15	3	1.0	1	3	3	1
Milton Williams	36	19	17	9	4.0	0	2	0	0
Brandon Graham	35	19	16	11	11.0	0	1	2	0
Reed Blankenship	32	19	13	0	0.0	1	2	0	0
Josiah Scott	24	17	7	2	0.0	2	8	0	0
K'Von Wallace	22	18	4	1	0.0	0	7	0	0
Linval Joseph	20	8	12	0	0.5	0	0	0	0
Jordan Davis	18	8	10	1	0.0	0	1	0	0
Marlon Tuipulotu	16	8	8	1	1.0	0	0	0	1
Ndamukong Suh	10	4	6	0	1.0	0	0	0	0
Christian Elliss	7	5	2	0	0.0	0	0	0	0
Patrick Johnson	7	5	2	0	0.0	0	0	1	1
Nakobe Dean	6	5	1	1	0.0	0	0	0	0
Zech McPhearson	5	5	0	1	1.0	0	1	0	0
Marvin Wilson	4	2	2	0	0.0	0	0	0	0
Andre Chachere	2	1	1	0	0.0	0	0	0	0
Robert Quinn	2	2	0	0	0.0	0	0	0	0
Shaun Bradley	1	1	0	0	0.0	0	0	0	0
Kyron Johnson	1	0	1	0	0.0	0	0	0	0
<b>TOTALS</b>	<b>1018</b>	<b>673</b>	<b>344</b>	<b>97</b>	<b>69.0</b>	<b>17</b>	<b>90</b>	<b>15</b>	<b>10</b>





INTERCEPTIONS

PLAYER	NO	YDS	AVG	LG	TD
C.J. Gardner-Johnson	6	54	9.0	25	0
James Bradberry	3	54	18.0	27t	1
Darius Slay	3	17	5.7	19	0
Josiah Scott	2	13	6.5	13	0
Josh Sweat	1	42	42.0	42t	1
Reed Blankenship	1	4	4.0	4	0
Avonte Maddox	1	2	2.0	2	0
<b>EAGLES</b>	<b>17</b>	<b>186</b>	<b>10.9</b>	<b>42t</b>	<b>2</b>
<b>OPPONENTS</b>	<b>9</b>	<b>110</b>	<b>12.2</b>	<b>59t</b>	<b>2</b>

DEFENSIVE LEADERS

SACKS

Haason Reddick	16.0
Brandon Graham	11.0
Javon Hargrave	11.0
Josh Sweat	11.0
Fletcher Cox	7.0

TACKLES FOR LOSS

Josh Sweat	15
Brandon Graham	11
Haason Reddick	11
T.J. Edwards	10
Javon Hargrave	10

PASSES DEFENSED

James Bradberry	17
Darius Slay	14
T.J. Edwards	8
C.J. Gardner-Johnson	8
Josiah Scott	8

SPECIAL TEAMS TACKLES

PLAYER

NO

Kyron Johnson	8
Zech McPhearson	8
Nakobe Dean	7
Zach Pascal	7
Shaun Bradley	6
K'Von Wallace	6
Christian Elliss	4
Patrick Johnson	4
Andre Chachere	3
Rick Lovato	3
Reed Blankenship	2
Marcus Epps	2
Boston Scott	2
Josiah Scott	2
Arryn Siposs	2
Jack Stoll	2
Josh Jobe	1
<b>TOTALS</b>	<b>69</b>



WEEKLY NFL RANKINGS

WEEK	OFFENSE			DEFENSE		
	Rush	Pass	Total	Rush	Pass	Total
Week 1	3	14	3	28	12	22
Week 2	2	7	1	20	12	14
Week 3	7	3	1	17	6	5
Week 4	5	6	2	9	7	3
Week 5	4	7	2	10	5	4
Week 6	5	12	3	15	6	4
Week 7	6	13	5	12	5	4
Week 8	6	10	3	15	4	3t
Week 9	6	9	3	20	3	3
Week 10	6	11	4	20	2	3
Week 11	6	12	5	19	2	2
Week 12	3	17	4	18	2	2
Week 13	5	13	3	17	1	2
Week 14	2t	14	3	18	1	2
Week 15	4	11	3	19	1	2
Week 16	4	9	3	18	1	2
Week 17	5	9	2	18	1	2
Week 18	5	9	3	16t	1	2

RED ZONE DRIVES

	TOTAL	TD	FG	MFG	DOWN	FUM	INT	CLOCK	PTS	TD%	SCORE%
EAGLES	58	40	13	1	2	0	1	1	317	68.9%	91.4%
OPPONENTS	55	29	15	0	4	0	4	2	246	52.7%	80.0%

GOAL-TO-GO DRIVES

	TOTAL	TD	FG	MFG	DOWN	FUM	INT	CLOCK	PTS	TD%	SCORE%
EAGLES	42	34	6	0	1	0	1	0	255	80.9%	95.2%
OPPONENTS	28	21	5	0	1	0	1	0	161	75.0%	92.8%

LONGEST DRIVES

	EAGLES	OPPONENTS
<b>MOST PLAYS</b>	19 at Chi (12/18/22) 19-76 (8:38), Missed FG	Twice; last 16 vs Was (11/14/22) 16-86 (7:04), TD
<b>MOST YARDS</b>	96 vs NO (1/1/23) 3-96 (1:29), TD	Twice; last 93 vs Dal (10/16/22) 15-93 (7:07), TD
<b>MOST TIME</b>	9:51 vs NYG (12/4/22) 16-68 (9:51), TD	8:58 vs NO (1/1/23) 15-75 (8:58), TD

LONGEST TOUCHDOWN DRIVES

	EAGLES	OPPONENTS
<b>MOST PLAYS</b>	18 at Hou (11/3/22) 18-91 (8:04)	16 vs Was (11/14/22) 16-86 (7:04)
<b>MOST YARDS</b>	96 vs NO (1/1/23) 3-96 (1:29)	93 vs Dal (10/16/22) 15-93 (7:07)
<b>MOST TIME</b>	9:51 vs NYG (12/4/22) 16-68 (9:51)	8:58 vs NO (1/1/23) 15-75 (8:58)

REPLAY CHALLENGES – EAGLES (4 CHALLENGES, 2 OVERTURNED), OPPONENTS (2 CHALLENGES, 2 OVERTURNED)



GAME-BY-GAME OFFENSE

GAME	SCORE				1ST DOWN				3RD DOWN		4TH DOWN		NET YARDS			TO	PEN	PEN YDS	TOP	
	PTS	OPP PTS	DIFF	OT	TOTAL	RUSH	PASS	PEN	CONV	ATT	CONV	ATT	TOTAL	PASS	RUSH					
Sep 11	at Det	38	35	3	---	27	13	12	2	10	17	2	3	455	239	216	0	10	61	31:34
Sep 19	Min	24	7	17	---	25	10	13	2	7	13	0	0	486	323	163	1	8	60	36:14
Sep 25	at Was	24	8	16	---	21	3	16	2	5	15	2	3	400	328	72	0	5	52	27:06
Oct 2	Jax	29	21	8	---	25	14	8	3	4	15	3	5	401	191	210	1	3	20	39:51
Oct 9	at Ari	20	17	3	---	24	12	2	0	6	13	1	1	357	218	139	0	3	30	34:39
Oct 16	Dal	26	17	9	---	22	9	9	4	6	14	1	1	268	132	136	0	2	10	34:30
Oct 30	Pit	35	13	22	---	20	6	13	1	7	12	1	1	401	290	111	0	8	60	25:42
Nov 3	at Hou	29	17	12	---	24	9	14	1	5	10	2	2	360	217	143	1	4	31	28:13
Nov 14	Was	21	32	-11	---	18	7	10	1	5	8	0	0	264	170	94	4	7	75	19:36
Nov 20	at Ind	17	16	1	---	18	10	6	2	5	12	1	2	314	173	141	2	7	55	29:22
Nov 27	GB	40	33	7	---	29	21	6	2	8	15	2	3	500	137	363	1	3	25	35:34
Dec 4	Ten	35	10	25	---	26	7	16	3	3	11	3	3	453	386	67	0	12	80	32:33
Dec 11	at NYG	48	22	26	---	27	15	10	2	6	11	1	1	437	184	253	0	2	9	32:30
Dec 18	at Chi	25	20	5	---	20	8	11	1	9	16	1	2	421	309	112	3	2	25	29:53
Dec 24	at Dal	34	40	-6	---	25	4	19	2	8	14	2	3	442	355	87	4	2	10	27:42
Jan 1	NO	10	20	-10	---	11	2	9	0	3	12	0	2	313	246	67	1	8	49	22:56
Jan 8	NYG	22	16	6	---	23	11	11	1	5	14	0	0	342	207	135	1	4	30	31:26
<b>TOTALS</b>		<b>477</b>	<b>344</b>	<b>133</b>	<b>---</b>	<b>385</b>	<b>161</b>	<b>195</b>	<b>29</b>	<b>102</b>	<b>222</b>	<b>22</b>	<b>32</b>	<b>6614</b>	<b>4105</b>	<b>2509</b>	<b>19</b>	<b>90</b>	<b>682</b>	<b>30:33</b>

GAME-BY-GAME DEFENSE

GAME	SCORE				1ST DOWN				3RD DOWN		4TH DOWN		NET YARDS			TO	PEN	PEN YDS	TOP	
	PTS	OPP PTS	DIFF	OT	TOTAL	RUSH	PASS	PEN	CONV	ATT	CONV	ATT	TOTAL	PASS	RUSH					
Sep 11	at Det	35	38	-3	--	23	9	12	2	9	14	1	1	386	205	181	1	7	65	28:26
Sep 19	Min	7	24	-17	---	20	3	16	1	4	12	0	0	264	202	11	3	5	25	23:46
Sep 25	at Was	8	24	-16	---	20	5	11	4	6	17	0	2	240	153	87	1	4	48	32:54
Oct 2	Jax	21	29	-8	---	13	3	9	1	2	7	0	1	219	148	71	5	4	38	20:09
Oct 9	at Ari	17	20	-3	---	23	7	16	0	8	14	1	1	363	239	124	1	2	15	25:21
Oct 16	Dal	17	26	-9	---	21	8	12	1	4	10	0	1	315	181	134	3	10	72	25:30
Oct 30	Pit	13	35	-22	---	21	10	9	2	1	12	4	4	300	156	144	2	9	60	34:18
Nov 3	at Hou	17	29	-12	---	20	10	8	2	2	9	0	0	303	135	168	2	4	28	31:57
Nov 14	Was	32	21	11	---	25	12	9	4	12	21	1	1	330	178	152	2	5	58	40:24
Nov 20	at Ind	16	17	-1	---	14	4	9	1	5	15	0	1	284	185	99	1	8	90	30:38
Nov 27	GB	33	40	-7	---	19	5	12	2	1	7	1	1	342	236	106	2	4	35	24:26
Dec 4	Ten	10	35	-25	---	11	5	5	1	4	14	1	2	209	122	87	0	7	82	27:27
Dec 11	at NYG	22	48	-26	---	18	7	11	0	4	13	2	3	304	181	123	1	5	34	27:30
Dec 18	at Chi	20	25	-5	---	15	7	8	0	5	13	0	1	248	91	157	1	6	30	30:07
Dec 24	at Dal	40	34	6	---	25	6	18	1	8	15	1	1	419	304	115	1	4	36	32:18
Jan 1	NO	20	10	10	---	19	8	10	1	7	16	1	1	313	183	130	1	3	20	37:04
Jan 8	NYG	16	22	-6	---	18	6	11	1	4	14	2	3	284	155	129	0	8	66	28:34
<b>TOTALS</b>		<b>344</b>	<b>477</b>	<b>-133</b>	<b>---</b>	<b>325</b>	<b>115</b>	<b>186</b>	<b>24</b>	<b>86</b>	<b>223</b>	<b>15</b>	<b>25</b>	<b>5125</b>	<b>3057</b>	<b>2068</b>	<b>27</b>	<b>95</b>	<b>798</b>	<b>29:27</b>





EAGLES GAME-BY-GAME LEADERS

GAME	PASS YARDS	RUSH YARDS	RECEPTIONS	REC YARDS	TOUCHDOWNS	TACKLES	SACKS
Sep 11 at Det	J. Hurts - 243	M. Sanders - 96	A. Brown - 10	A. Brown - 155	Five players - 1	M. Epps - 10	Two players - 0.5
Sep 19 Min	J. Hurts - 333	M. Sanders - 80	D. Smith - 7	D. Goedert - 82	J. Hurts - 2	T. Edwards - 10	Two players - 1.0
Sep 25 at Was	J. Hurts - 340	M. Sanders - 46	D. Smith - 8	D. Smith - 169	Three players - 1	T. Edwards - 10	B. Graham - 2.5
Oct 2 Jax	J. Hurts - 204	M. Sanders - 134	Two players - 5	A. Brown - 95	M. Sanders - 2	T. Edwards - 6	H. Reddick - 2.0
Oct 9 at Ari	J. Hurts - 239	J. Hurts - 61	D. Smith - 10	D. Goedert - 95	J. Hurts - 2	C. Gardner-Johnson - 11	H. Reddick - 1.0
Oct 16 Dal	J. Hurts - 155	M. Sanders - 71	Two players - 5	A. Brown - 67	Three players - 1	T. Edwards - 14	---
Oct 30 Pit	J. Hurts - 285	M. Sanders - 78	Two players - 6	A. Brown - 156	A. Brown - 3	T. Edwards - 12	J. Hargrave - 2.0
Nov 3 at Hou	J. Hurts - 243	M. Sanders - 93	D. Goedert - 8	D. Goedert - 11	Four players - 1	Three players - 7	J. Hargrave - 3.0
Nov 14 Was	J. Hurts - 175	M. Sanders - 54	D. Smith - 6	Q. Watkins - 80	Three players - 1	J. Hargrave - 13	Three players - 1.0
Nov 20 at Ind	J. Hurts - 190	J. Hurts - 86	D. Smith - 6	D. Smith - 78	Two players - 1	C. Gardner-Johnson - 12	Three players - 1.0
Nov 27 GB	J. Hurts - 153	J. Hurts - 157	Two players - 4	D. Smith - 50	M. Sanders - 2	T. Edwards - 7	Two players - 1.0
Dec 4 Ten	J. Hurts - 380	M. Sanders - 24	A. Brown - 8	A. Brown - 119	A. Brown - 2	T. Edwards - 6	J. Sweat - 2.0
Dec 11 at NYG	J. Hurts - 217	M. Sanders - 144	D. Smith - 5	A. Brown - 70	M. Sanders - 2	M. Epps - 8	B. Graham - 3.0
Dec 18 at Chi	J. Hurts - 315	J. Hurts - 61	A. Brown - 9	A. Brown - 181	J. Hurts - 3	T. Edwards - 9	Three players - 2.0
Dec 24 at Dal	G. Minshew - 355	M. Sanders - 65	D. Smith - 8	D. Smith - 113	D. Smith - 2	T. Edwards - 14	H. Reddick - 2.0
Jan 1 NO	G. Minshew - 274	M. Sanders - 61	D. Smith - 9	D. Smith - 115	A. Brown - 1	T. Edwards - 11	Two players - 2.0
Jan 8 NYG	J. Hurts - 229	B. Scott - 54	D. Smith - 7	A. Brown - 95	B. Scott - 1	K. White - 12	Two players - 1.0

OPPONENT GAME-BY-GAME LEADERS

GAME	PASS YARDS	RUSH YARDS	RECEPTIONS	REC YARDS	TOUCHDOWNS	TACKLES	SACKS
Sep 11 at Det	J. Goff - 215	D. Swift - 144	A. St. Brown - 8	A. St. Brown - 64	Ja. Williams - 2	T. Walker - 11	T. Walker - 1.0
Sep 19 Min	K. Cousins - 221	K. Cousins - 20	J. Jefferson - 6	A. Thielen - 52	I. Smith - 1	H. Smith - 13	Two players - 1.0
Sep 25 at Was	C. Wentz - 211	A. Gibson - 38	C. Samuel - 7	T. McLaurin - 102	A. Gibson - 1	C. Holcomb - 9	J. Davis - 2.0
Oct 2 Jax	T. Lawrence - 174	T. Etienne - 32	J. Agnew - 4	C. Kirk - 60	J. Agnew - 2	F. Oluokun - 16	J. Allen - 1.0
Oct 9 at Ari	K. Murray - 250	J. Conner - 55	M. Brown - 8	M. Brown - 78	Two players - 1	I. Simmons - 13	Z. Allen - 1.0
Oct 16 Dal	C. Rush - 181	E. Elliott - 81	C. Lamb - 5	C. Lamb - 68	Two players - 1	M. Hooker - 12	Four players - 1.0
Oct 30 Pit	K. Pickett - 191	J. Warren - 50	N. Harris - 6	P. Freiermuth - 57	D. Watt - 1	M. Fitzpatrick - 6	Three players - 1.0
Nov 3 at Hou	D. Mills - 154	D. Pierce - 139	C. Moore - 4	P. Dorsett - 69	Two players - 1	J. Owens - 10	J. Hughes - 2.0
Nov 14 Was	T. Heinicke - 211	B. Robinson - 86	T. McLaurin - 8	T. McLaurin - 128	Two players - 1	J. Davis - 9	M. Sweat - 1.0
Nov 20 at Ind	M. Ryan - 213	J. Taylor - 84	M. Pittman - 6	M. Pittman - 75	J. Taylor - 1	Z. Franklin - 12	Y. Ngakoue - 1.5
Nov 27 GB	A. Rodgers - 140	A. Dillon - 64	C. Watson - 4	C. Watson - 110	Four players - 1	Q. Walker - 11	J. Hollins - 1.0
Dec 4 Ten	R. Tannehill - 141	R. Tannehill - 34	C. Okonkwo - 4	C. Okonkwo - 68	T. Burks - 1	Two players - 7	Two players - 1.0
Dec 11 at NYG	D. Jones - 169	T. Taylor - 40	R. James - 7	R. James - 61	Three players - 1	Three players - 9	A. Ojulari - 2.0
Dec 18 at Chi	J. Fields - 152	J. Fields - 95	C. Kmet - 4	B. Pringle - 39	D. Montgomery - 2	N. Morrow - 11	J. Thomas - 1.0
Dec 24 at Dal	D. Prescott - 347	E. Elliott - 55	C. Lamb - 10	C. Lamb - 120	C. Lamb - 2	N. Wright - 8	---
Jan 1 NO	A. Dalton - 204	A. Kamara - 74	R. Shaheed - 6	R. Shaheed - 79	T Hill - 1	D. Davis - 7	C. Jordan - 3.0
Jan 8 NYG	D. Webb - 168	G. Brightwell - 60	L. Cager - 8	L. Cager - 69	D. Webb - 2	Two players - 10	N. McCloud - 1.5



EAGLES DRIVE EFFICIENCY

GAME	QUARTERBACK	DRIVES	DRIVES ENDED BY...									PTS	PTS/DR	DR %	
			TD	FG	MFG	PUNT	DOWN	INT	FUM	SAF	CLOCK				
Sep 11	at Det	J. Hurts	10	4	1	0	3	1	0	0	0	1	38	3.8	50.0
Sep 19	Min	J. Hurts	10	3	1	1	4	0	1	0	0	0	24	2.4	40.0
Sep 25	at Was	J. Hurts	13	3	1	0	6	1	0	0	1	1	24	1.8	30.8
Oct 2	Jax	J. Hurts	12	4	1	0	3	2	1	0	0	1	29	2.4	41.7
Oct 9	at Ari	J. Hurts	9	2	2	0	4	0	0	0	0	1	20	2.2	44.4
Oct 16	Dal	J. Hurts	11	3	2	0	4	0	0	0	0	2	26	2.4	45.5
Oct 30	Pit	J. Hurts	8	5	0	0	3	0	0	0	0	0	35	4.4	62.5
		G. Minshew	2	0	0	0	1	0	0	0	0	1	0	0.0	0.0
Nov 3	at Hou	J. Hurts	10	4	0	1	3	0	0	1	0	1	29	2.9	40.0
Nov 14	Was	J. Hurts	10	3	0	0	3	0	1	3	0	0	21	2.1	30.0
Nov 20	at Ind	J. Hurts	12	2	1	0	4	1	0	2	0	2	17	1.4	25.0
Nov 27	GB	J. Hurts	11	5	2	0	1	1	0	1	0	1	40	3.6	63.6
Dec 4	Ten	J. Hurts	9	5	0	0	3	0	0	0	0	1	35	3.9	55.5
		G. Minshew	2	0	0	0	2	0	0	0	0	0	0	0.0	0.0
Dec 11	at NYG	J. Hurts	10	5	2	0	1	1	0	0	0	1	41	4.1	70.0
		G. Minshew	2	1	0	0	0	0	0	0	0	1	7	3.5	50.0
Dec 18	at Chi	J. Hurts	12	3	1	1	2	1	2	1	0	1	25	2.1	33.3
Dec 24	at Dal	G. Minshew	10	3	2	0	0	1	2	2	0	0	34	3.4	50.0
Jan 1	NO	G. Minshew	12	1	1	0	6	2	1	0	0	1	10	0.8	16.7
Jan 8	NYG	J. Hurts	11	1	5	0	2	0	1	0	0	2	22	2.0	54.5
		<b>J. Hurts</b>	<b>158</b>	<b>52</b>	<b>19</b>	<b>3</b>	<b>46</b>	<b>8</b>	<b>6</b>	<b>8</b>	<b>1</b>	<b>15</b>	<b>426</b>	<b>2.7</b>	<b>44.9</b>
		<b>G. Minshew</b>	<b>28</b>	<b>5</b>	<b>3</b>	<b>0</b>	<b>9</b>	<b>3</b>	<b>3</b>	<b>2</b>	<b>0</b>	<b>3</b>	<b>51</b>	<b>1.8</b>	<b>28.6</b>
		<b>TOTAL</b>	<b>186</b>	<b>57</b>	<b>22</b>	<b>3</b>	<b>55</b>	<b>11</b>	<b>9</b>	<b>10</b>	<b>1</b>	<b>18</b>	<b>477</b>	<b>2.6</b>	<b>42.5</b>

OPPONENT DRIVE EFFICIENCY

GAME	QUARTERBACK	DRIVES	DRIVES ENDED BY...									PTS	PTS/DR	DR %	
			TD	FG	MFG	PUNT	DOWN	INT	FUM	SAF	CLOCK				
Sep 11	at Det	J. Goff	11	5	0	0	4	0	1	0	0	1	35	3.2	45.4
Sep 19	Min	K. Cousins	10	1	0	0	5	0	3	0	0	1	7	0.7	10.0
Sep 25	at Was	C. Wentz	12	1	0	0	8	2	0	1	0	0	8	0.7	8.3
Oct 2	Jax	T. Lawrence	11	2	0	0	3	0	1	4	0	1	21	1.9	18.2
Oct 9	at Ari	K. Murray	9	2	1	1	4	0	1	0	0	0	17	1.9	33.3
Oct 16	Dal	C. Rush	10	2	1	1	2	1	3	0	0	0	17	1.7	30.0
Oct 30	Pit	K. Pickett	10	1	2	0	4	0	1	1	0	1	13	1.3	30.0
Nov 3	at Hou	D. Mills	9	2	1	0	4	0	2	0	0	0	17	1.9	33.3
Nov 14	Was	T. Heinicke	10	2	4	0	2	0	1	1	0	0	32	3.2	60.0
Nov 20	at Ind	M. Ryan	11	1	3	1	4	1	0	1	0	0	16	1.4	36.4
Nov 27	GB	A. Rodgers	9	3	1	0	2	0	2	0	0	1	23	2.6	44.4
		J. Love	2	1	1	0	0	0	0	0	0	0	10	5.0	100.0
Dec 4	Ten	R. Tannehill	9	1	1	0	7	0	0	0	0	0	10	1.1	22.2
		M. Willis	2	0	0	0	0	1	0	0	0	1	0	0.0	0.0
Dec 11	at NYG	D. Jones	9	2	0	0	6	1	0	0	0	0	14	1.5	22.2
		T. Taylor	2	1	0	0	0	0	0	1	0	0	8	4.0	50.0
Dec 18	at Chi	J. Fields	12	3	0	0	6	1	0	1	0	1	20	1.7	25.0
Dec 24	at Dal	D. Prescott	12	4	4	0	1	0	1	0	0	2	40	3.3	66.7
Jan 1	NO	A. Dalton	11	1	2	0	6	0	1	0	0	1	20	1.8	27.3
Jan 8	NYG	D. Webb	10	2	1	0	6	1	0	0	0	0	16	1.6	30.0
		<b>TOTAL</b>	<b>181</b>	<b>37</b>	<b>22</b>	<b>3</b>	<b>74</b>	<b>8</b>	<b>17</b>	<b>10</b>	<b>0</b>	<b>10</b>	<b>341</b>	<b>1.9</b>	<b>32.6</b>



EAGLES THIRD DOWNS

GAME		1	2	3	4	5	6	7	8	9	10+	TOTAL
Sep 11	at Det	1-2	3-4	0-0	3-3	0-2	2-3	0-0	0-0	0-0	1-3	10-17
Sep 19	Min	1-1	2-3	1-1	0-0	0-0	1-1	0-1	0-0	0-0	2-6	7-13
Sep 25	at Was	1-2	1-1	0-2	0-0	1-3	1-1	0-0	1-2	0-0	0-4	5-15
Oct 2	Jax	1-2	0-1	1-2	0-0	2-3	0-1	0-1	0-2	0-0	0-3	4-15
Oct 9	at Ari	3-4	0-1	1-1	0-0	0-1	0-0	0-1	0-1	0-0	2-4	6-13
Oct 16	Dal	2-2	1-1	1-1	2-2	0-1	0-1	0-2	0-1	0-1	0-2	6-14
Oct 30	Pit	2-2	1-1	1-1	1-1	0-0	0-0	1-1	1-1	0-1	0-4	7-12
Nov 3	at Hou	1-2	0-0	0-2	1-1	0-0	1-1	0-0	2-2	0-0	0-2	5-10
Nov 14	Was	2-2	0-0	0-1	0-0	1-2	1-1	0-0	0-1	0-0	1-1	5-8
Nov 20	at Ind	2-2	0-2	0-0	0-1	1-1	0-1	1-1	1-1	0-1	0-3	5-12
Nov 27	GB	0-1	1-1	1-1	2-2	0-0	2-2	0-2	0-2	0-1	2-3	8-15
Dec 4	Ten	1-1	0-0	0-0	0-1	0-2	0-2	0-0	1-1	1-1	0-3	3-11
Dec 11	at NYG	3-3	0-0	0-0	1-1	0-1	2-2	0-0	0-0	0-1	0-3	6-11
Dec 18	at Chi	2-2	1-2	2-2	0-1	0-0	2-3	0-0	1-1	0-0	1-5	9-16
Dec 24	at Dal	0-1	1-2	0-0	1-2	1-1	2-2	1-1	0-0	1-2	1-3	8-14
Jan 1	NO	0-1	0-0	0-1	0-1	0-0	0-0	1-1	0-0	0-0	2-8	3-12
Jan 8	NYG	1-1	1-2	1-1	0-1	0-1	0-0	0-1	1-3	1-1	0-3	5-14
<b>TOTALS</b>		<b>23-31</b>	<b>12-21</b>	<b>9-16</b>	<b>11-17</b>	<b>6-18</b>	<b>14-21</b>	<b>4-12</b>	<b>8-18</b>	<b>3-9</b>	<b>12-60</b>	<b>102-222</b>
		<b>74.2%</b>	<b>57.1%</b>	<b>56.2%</b>	<b>64.7%</b>	<b>33.3%</b>	<b>66.7%</b>	<b>33.3%</b>	<b>44.4%</b>	<b>33.3%</b>	<b>20.0%</b>	<b>45.9%</b>

OPPONENT THIRD DOWNS

GAME		1	2	3	4	5	6	7	8	9	10+	TOTAL
Sep 11	at Det	0-1	1-1	1-2	2-2	2-2	0-1	1-2	0-0	1-1	1-2	9-14
Sep 19	Min	1-1	0-1	0-0	0-0	0-2	1-1	0-1	0-0	1-2	1-4	4-12
Sep 25	at Was	1-1	1-2	1-1	0-0	2-4	0-0	0-1	0-0	0-0	1-8	6-17
Oct 2	Jax	0-1	0-0	0-1	0-0	1-2	0-0	0-0	0-0	0-0	1-3	2-7
Oct 9	at Ari	2-3	0-0	2-2	0-1	1-1	1-1	0-1	1-1	0-1	1-3	8-14
Oct 16	Dal	2-2	1-2	1-1	0-1	0-0	0-0	0-0	0-0	0-2	0-2	4-10
Oct 30	Pit	1-1	0-2	0-1	0-1	0-1	0-0	0-2	0-0	0-1	0-3	1-12
Nov 3	at Hou	1-1	0-0	0-0	0-0	1-1	0-1	0-0	0-0	0-0	0-6	2-9
Nov 14	Was	5-6	3-3	0-2	1-2	1-2	1-1	0-0	1-2	0-0	0-3	12-21
Nov 20	at Ind	2-2	0-0	1-1	0-0	0-2	1-1	0-1	0-1	0-1	1-4	5-15
Nov 27	GB	0-0	0-0	0-0	0-3	1-2	0-0	0-1	0-1	0-0	0-0	1-7
Dec 4	Ten	1-1	0-0	2-2	0-1	1-1	0-2	0-1	0-1	0-0	0-5	4-14
Dec 11	at NYG	2-2	0-0	1-2	1-1	0-1	0-2	0-1	0-1	0-0	0-3	4-13
Dec 18	at Chi	1-3	0-0	0-0	2-2	1-2	0-0	0-0	0-0	0-0	1-6	5-13
Dec 24	at Dal	0-0	0-1	1-2	0-1	3-5	1-1	1-2	0-0	0-0	2-3	8-15
Jan 1	NO	2-3	0-0	2-4	3-4	0-0	0-1	0-0	0-0	0-0	0-4	7-16
Jan 8	NYG	0-0	0-0	0-2	1-1	1-3	1-2	0-1	1-2	0-1	0-2	4-14
<b>TOTALS</b>		<b>21-28</b>	<b>6-12</b>	<b>12-23</b>	<b>10-20</b>	<b>15-31</b>	<b>5-14</b>	<b>2-14</b>	<b>3-9</b>	<b>2-9</b>	<b>9-61</b>	<b>86-223</b>
		<b>75.0%</b>	<b>50.0%</b>	<b>52.1%</b>	<b>50.0%</b>	<b>48.4%</b>	<b>35.7%</b>	<b>14.3%</b>	<b>33.3%</b>	<b>22.2%</b>	<b>14.7%</b>	<b>38.6%</b>





TAKEAWAYS

GAME		TURNOVER	STARTING LOS	POINT OF TURNOVER	RESULTING LOS	QUARTER	RESULT (POINTS)
Sep 11	at Det	J. Bradberry INT (J. Goff)	DET 19	DET 27	N/A	2	Touchdown (7)
Sep 19	Min	D. Slay INT (K. Cousins)	PHI 19	PHI 0	PHI 19	3	Missed Field Goal (0)
		A. Maddox INT (K. Cousins)	PHI 27	PHI 13	PHI 15	3	Punt (0)
		D. Slay INT (K. Cousins) (TB)	PHI 9	PHI -6	N/A	4	Punt (0)
Sep 25	at Was	B. Graham FF (C. Wentz)	WAS 29	WAS 23	WAS 24	2	Touchdown (7)
Oct 2	Jax	F. Cox FR (T. Lawrence)	PHI 48	PHI 45	PHI 43	2	Touchdown (7)
		H Reddick FR (T. Lawrence)	JAX 34	JAX 34	JAX 35	2	Touchdown (6)
		J. Bradberry INT (T. Lawrence)	PHI 16	PHI 7	PHI 12	3	Field Goal (3)
		H Reddick FR (T. Lawrence)	JAX 23	JAX 24	JAX 24	4	Touchdown (6)
		J. Hargrave FR (T. Lawrence)	JAX 21	JAX 14	JAX 13	4	End of Game (0)
Oct 9	at Ari	C.J. Gardner-Johnson INT (K. Murray)	ARZ 25	PHI 35	PHI 35	1	Punt (0)
Oct 16	Dal	C.J. Gardner-Johnson INT (C. Rush)	DAL 25	DAL 44	DAL 44	2	Touchdown (7)
		D. Slay INT (C. Rush)	DAL 26	DAL 44	DAL 46	2	Field Goal (3)
		C.J. Gardner-Johnson INT (C. Rush)	DAL 40	PHI 32	PHI 47	4	Punt (0)
Oct 30	Pit	J. Hargrave FF (K. Pickett)	PHI 45	PHI 38	PHI 46	4	Touchdown (7)
		C.J. Gardner-Johnson INT (K. Pickett)	PHI 20	PHI -2	PHI 12	4	End of Game (0)
Nov 3	at Hou	C.J. Gardner-Johnson INT (D. Mills)	HOU 24	HOU 42	HOU 17	3	Touchdown (7)
		J. Bradberry INT (D. Mills)	PHI 21	PHI 3	PHI 25	4	End of Game (0)
Nov 14	Was	M. Tuipulotu FR (T. Heinicke)	WAS 28	WAS 18	WAS 18	1	Touchdown (7)
		C.J. Gardner-Johnson INT (T. Heinicke)	PHI 43	PHI 7	PHI 7	4	Fumble (0)
Nov 20	at Ind	T.J. Edwards FR (J. Taylor)	50	PHI 43	PHI 43	4	Fumble (0)
Nov 27	GB	J. Scott INT (A. Rodgers)	GB 15	GB 29	GB 29	1	Touchdown (6)
		R. Blankenship INT (A. Rodgers)	PHI 28	PHI 18	PHI 22	2	Fumble (0)
Dec 4	Ten	---	---	---	---	---	---
Dec 11	at NYG	B. Graham FF (T. Taylor)	NYG 27	NYG 19	NYG 23	4	Touchdown (7)
Dec 18	at Chi	H. Reddick FR (V. Jones)	PHI 42	PHI 42	PHI 43	3	Downs (0)
Dec 24	at Dal	J. Sweat INT (D. Prescott)	DAL 47	DAL 42	---	1	Touchdown (7)
Jan 1	NO	J. Scott INT (A. Dalton)	PHI 31	PHI 12	PHI 25	2	End of Half (0)
Jan 8	NYG	---	---	---	---	---	---

TOTALS: 27 takeaways resulting in 89 points

L.O.S. Line of scrimmage \* Red zone play + Touchdown return (ST) Special teams play (TB) Touchback (OFF) Offensive recovery



GIVEAWAYS

GAME	TURNOVER	STARTING LOS	POINT OF TURNOVER	RESULTING LOS	QUARTER	RESULT (POINTS)
Sep 11	at Det ---	---	---	---	---	---
Sep 19	Min J. Hicks INT (J. Hurts)	PHI 24	PHI 28	PHI 9	4	Interception (0)
Sep 25	at Was ---	---	---	---	---	---
Oct 2	Jax A. Cisco INT (J. Hurts)	PHI 36	JAX 41	---	1	Touchdown (7)
Oct 9	at Ari ---	---	---	---	---	---
Oct 16	Dal ---	---	---	---	---	---
Oct 30	Pit ---	---	---	---	---	---
Nov 3	at Hou J. Johnson FR (J. Hurts)	HOU 35	HOU 34	HOU 35	2	Punt (0)
Nov 14	Was D. Forrest INT (J. Hurts)	PHI 45	WAS 14	WAS 14	2	Touchdown (7)
	J. Davis FR (D. Goedert)	PHI 31	PHI 34	PHI 34	4	Field Goal (3)
	D. Forrest FR (Q. Watkins)	PHI 27	WAS 20	WAS 27	4	Punt (0)
	C. Toohill FR (D. Smith)	PHI 5	PHI 1	---	4	Touchdown (6)
Nov 20	at Ind G. Stewart FR (J. Hurts)	PHI 25	PHI 16	PHI 22	3	Field Goal (3)
	E. Johnson FR (A. Brown)	IND 40	IND 32	IND 34	4	Field Goal (3)
Nov 27	GB Q. Walker FR (A. Brown)	GB 22	GB 22	GB 24	2	Touchdown (6)
Dec 4	Ten ---	---	---	---	---	---
Dec 11	at NYG ---	---	---	---	---	---
Dec 18	at Chi K. Gordon INT (J. Hurts)	CHI 40	CHI 17	CHI 17	1	Punt (0)
	D. Houston - Carson INT (J. Hurts)	PHI 22	PHI 43	PHI 25	2	Punt (0)
	K. Gordon FR (M. Sanders)	PHI 40	PHI 27	PHI 15	3	Touchdown (7)
Dec 24	at Dal J. Kearse INT (G. Minshew)	PHI 43	PHI 49	PHI 47	2	Touchdown (7)
	J. Kearse FR (G. Minshew)	PHI 36	PHI 37	PHI 31	3	Touchdown (7)
	D. Bland INT (G. Minshew)	DAL 46	DAL 40	DAL 40	4	Field Goal (3)
	A. Barr FR (M. Sanders)	PHI 24	PHI 22	PHI 21	4	Field Goal (3)
Jan 1	NO M. Lattimore INT (G. Minshew)	PHI 11	PHI 12	---	4	Touchdown (7)
Jan 8	NYG D. Belton INT (J. Hurts)	NYG 7	NYG -2	---	3	Punt (0)

**TOTALS: 19 giveaways resulting in 69 points**

L.O.S. Line of scrimmage \* Red zone play + Touchdown return (ST) Special teams play (TB) Touchback (OFF) Offensive recovery



EAGLES 20+ YARD PLAYS

PASSING (20+ YARDS)

78	Gardner Minshew to A.J. Brown (1/1/23 vs NO)
68	Jalen Hurts to A.J. Brown (12/18/22 at Chi)
54	Jalen Hurts to A.J. Brown (9/11/22 at Det)
53	Jalen Hurts to Quez Watkins (9/19/22 vs Min)
48	Gardner Minshew to A.J. Brown (12/24/22 at Dal)
45	Jalen Hurts to DeVonta Smith (12/18/22 at Chi)
45	Jalen Hurts to DeVonta Smith (9/25/22 at Was)
44	Jalen Hurts to DeVonta Smith (9/25/22 at Was)
43	Jalen Hurts to A.J. Brown (10/30/22 vs Pit)
41	Jalen Hurts to DeVonta Smith (12/11/22 at NYG)
40	Jalen Hurts to A.J. Brown (12/4/22 vs Ten)
40	Jalen Hurts to Grant Calcaterra (9/25/22 at Was)
39	Jalen Hurts to A.J. Brown (10/30/22 vs Pit)
38	Jalen Hurts to DeVonta Smith (12/18/22 at Chi)
38	Jalen Hurts to A.J. Brown (9/25/22 at Was)
37	Jalen Hurts to A.J. Brown (1/8/23 vs NYG)
35	Jalen Hurts to A.J. Brown (1/8/23 vs NYG)
34	Jalen Hurts to DeVonta Smith (12/4/22 vs Ten)
34	Jalen Hurts to DeVonta Smith (12/4/22 vs Ten)
34	Jalen Hurts to Zach Pascal (10/30/22 vs Pit)
33	Jalen Hurts to A.J. Brown (12/11/22 at NYG)
31	Jalen Hurts to A.J. Brown (11/3/22 at Hou)
31	Jalen Hurts to Dallas Goedert (10/9/22 at Ari)
31	Jalen Hurts to A.J. Brown (10/2/22 vs Jax)
31	Jalen Hurts to DeVonta Smith (9/25/22 at Was)
30	Jalen Hurts to Quez Watkins (11/27/22 vs GB)
29	Jalen Hurts to A.J. Brown (12/18/22 at Chi)
29	Jalen Hurts to A.J. Brown (12/4/22 vs Ten)
29	Jalen Hurts to A.J. Brown (11/20/22 at Ind)
29	Jalen Hurts to A.J. Brown (10/30/22 vs Pit)
28	Gardner Minshew to DeVonta Smith (1/1/23 vs NO)
27	Jalen Hurts to A.J. Brown (10/30/22 vs Pit)
27	Jalen Hurts to Dallas Goedert (9/11/22 at Det)
26	Jalen Hurts to A.J. Brown (1/8/23 vs NYG)
26	Jalen Hurts to Jack Stoll (12/4/22 vs Ten)
26	Jalen Hurts to Dallas Goedert (10/2/22 vs Jax)
25	Gardner Minshew to DeVonta Smith (1/1/23 vs NO)
25	Gardner Minshew to Dallas Goedert (12/24/22 at Dal)
24	Jalen Hurts to DeVonta Smith (11/20/22 at Ind)
24	Jalen Hurts to Dallas Goedert (9/19/22 vs Min)
23	Gardner Minshew to DeVonta Smith (12/24/22 at Dal)
23	Jalen Hurts to A.J. Brown (11/27/22 vs GB)
23	Jalen Hurts to Quez Watkins (11/3/22 at Hou)
23	Gardner Minshew to Zach Pascal (10/30/22 vs Pit)
23	Jalen Hurts to Dallas Goedert (9/25/22 at Was)
23	Jalen Hurts to A.J. Brown (9/19/22 vs Min)

RUSHING (20+ YARDS)

42	Jalen Hurts (11/27/22 vs GB)
40	Miles Sanders (12/11/22 at NYG)
39	Miles Sanders (9/11/22 at Det)
35	Miles Sanders (10/2/22 vs Jax)
32	Miles Sanders (11/27/22 vs GB)
28	Jalen Hurts (11/27/22 vs GB)
28	Miles Sanders (11/27/22 vs GB)
26	Jalen Hurts (9/19/22 vs Min)
25	Miles Sanders (11/3/22 at Hou)
24	Miles Sanders (12/11/22 at NYG)
24	Jalen Hurts (11/27/22 vs GB)
24	Miles Sanders (9/11/22 at Det)
23	Jalen Hurts (11/20/22 at Ind)
22	Jalen Hurts (12/18/22 at Chi)
22	Miles Sanders (12/11/22 at NYG)
21	Boston Scott (1/8/23 vs NYG)
21	Miles Sanders (11/27/22 vs GB)
21	Miles Sanders (10/30/22 vs Pit)
20	Trey Sermon (10/2/22 vs Jax)
20	Jalen Hurts (9/11/22 at Det)





EAGLES 20+ YARD PLAYS

PASSING (20+ YARDS)

RUSHING (20+ YARDS)

22	Gardner Minshew to Dallas Goedert (12/24/22 at Dal)
22	Gardner Minshew to DeVonta Smith (12/24/22 at Dal)
22	Jalen Hurts to Quez Watkins (11/20/22 at Ind)
22	Jalen Hurts to DeVonta Smith (11/3/22 at Hou)
22	Jalen Hurts to A.J. Brown (10/16/22 vs Dal)
22	Jalen Hurts to DeVonta Smith (10/9/22 at Ari)
22	Jalen Hurts to A.J. Brown (10/2/22 vs Jax)
22	Jalen Hurts to Dallas Goedert (10/2/22 vs Jax)
22	Jalen Hurts to Dallas Goedert (9/11/22 at Det)
21	Jalen Hurts to DeVonta Smith (12/18/22 at Chi)
21	Jalen Hurts to Dallas Goedert (11/3/22 at Hou)
21	Jalen Hurts to Jack Stoll (10/16/22 at Dal)
20	Gardner Minshew to Dallas Goedert (12/24/22 at Dal)
20	Gardner Minshew to Kenneth Gainwell (12/24/22 at Dal)
20	Jalen Hurts to A.J. Brown (12/18/22 at Chi)
20	Jalen Hurts to DeVonta Smith (12/4/22 vs Ten)
20	Jalen Hurts to DeVonta Smith (10/9/22 at Ari)



## OPPONENT 20+ YARD PLAYS

## PASSING (20+ YARDS)

63	Jordan Love to Christian Watson (11/27/22 vs GB)
58	Andy Dalton to Rashid Shaheed (1/1/23 vs NO)
52	Dak Prescott to T.Y. Hilton (12/24/22 at Dal)
45	Trevor Lawrence to Christian Kirk (10/2/22 vs Jax)
45	Carson Wentz to Terry McLaurin (9/25/22 at Was)
41	Ryan Tannehill to Chigoziem Okonkwo (12/4/22 vs Ten)
41	Taylor Heinicke to Terry McLaurin (11/14/22 vs Was)
37	Daniel Jones to Darius Slayton (12/11/22 at NYG)
36	Dak Prescott to CeeDee Lamb (12/24/22 at Dal)
35	Justin Fields to Byron Pringle (12/18/22 at Chi)
34	Davis Mills to Phillip Dorsett (11/3/22 at Hou)
31	Matt Ryan to Parris Campbell (11/20/22 at Ind)
30	Aaron Rodgers to Aaron Jones (11/27/22 vs GB)
29	Jared Goff to Amon-Ra St. Brown (9/11/22 at Det)
28	Kyler Murray to Rondale Moore (10/9/22 at Ari)
28	Jared Goff to Josh Reynolds (9/11/22 at Det)
27	Davis Mills to Phillip Dorsett (11/3/22 at Hou)
26	Dak Prescott to CeeDee Lamb (12/24/22 at Dal)
26	Aaron Rodgers to Christian Watson (11/27/22 vs GB)
26	Taylor Heinicke to Terry McLaurin (11/14/22 vs Was)
26	Trevor Lawrence to Dan Arnold (10/2/22 vs Jax)
25	Davis Webb to Kenny Golladay (1/8/23 vs NYG)
25	Ryan Tannehill to Treyton Burks (12/4/22 vs Ten)
25	Davis Mills to Chris Moore (11/3/22 at Hou)
25	Kenny Pickett to Chase Claypool (10/30/22 vs Pit)
25	Kyler Murray to Marquise Brown (10/9/22 at Ari)
25	Jared Goff to D'Andre Swift (9/11/22 at Det)
24	Dak Prescott to Jake Ferguson (12/24/22 at Dal)
24	Matt Ryan to Michael Pittman Jr. (11/20/22 at Ind)
24	Cooper Rush to CeeDee Lamb (10/16/22 vs Dal)
24	Trevor Lawrence to Jamal Agnew (10/2/22 vs Jax)
23	Aaron Rodgers to Aaron Jones (11/27/22 vs GB)
23	Taylor Heinicke to Curtis Samuel (11/14/22 vs Was)
23	Carson Wentz to J.D. McKissic (9/25/22 at Was)
22	Cooper Rush to Jake Ferguson (10/16/22 vs Dal)
22	Jared Goff to DJ Chark (9/11/22 at Det)
21	Andy Dalton to Juwan Johnson (1/1/23 vs NO)
21	Dak Prescott to Dalton Schultz (12/24/22 at Dal)
21	Justin Fields to David Montgomery (12/18/22 at Chi)
21	Aaron Rodgers to Christian Watson (11/27/22 vs GB)
21	Kenny Pickett to Pat Freiermuth (10/30/22 vs Pit)
20	Justin Fields to Equanimeous St. Brown (12/18/22 at Chi)
20	Taylor Heinicke to Curtis Samuel (11/14/22 vs Was)

## RUSHING (20+ YARDS)

50	D'Andre Swift (9/11/22 at Det)
39	Justin Fields (12/18/22 at Chi)
36	Dameon Pierce (11/3/22 at Hou)
32	Tyrod Taylor (12/11/22 at NYG)
28	Jonathan Taylor (11/20/22 at Ind)
25	Gary Brightwell (1/8/23 vs NYG)
23	Davis Webb (1/8/23 vs NYG)
22	Ezekiel Elliott (12/24/22 at Dal)
20	AJ Dillon (11/27/22 vs GB)



## POSTSEASON RESULTS (2-1)

DATE	OPPONENT	RESULT	SCORE	ATTENDANCE
January 21	New York Giants	W	38-7	69,879
January 29	San Francisco 49ers	W	31-7	69,879
February 12	Kansas City Chiefs	L	35-38	67,827

## TEAM STATISTICS

	EAGLES	OPPONENTS
<b>TOTAL FIRST DOWNS</b>	<b>76</b>	<b>45</b>
RUSHING	41	19
PASSING	25	24
PENALTY	10	2
3RD DOWN: MADE/ATTEMPTS	26/47	11/29
3RD DOWN PERCENTAGE	55.3%	37.9%
4TH DOWN: MADE/ATTEMPTS	5/5	1/5
4TH DOWN PERCENTAGE	100.0%	20.0%
<b>POSSESSION AVERAGE</b>	<b>36:19</b>	<b>23:41</b>
<b>TOTAL NET YARDS</b>	<b>1102</b>	<b>731</b>
AVERAGE PER GAME	367.3	243.7
TOTAL PLAYS	211	150
AVERAGE PER PLAY	5.2	4.9
<b>NET YARDS RUSHING</b>	<b>531</b>	<b>357</b>
AVERAGE PER GAME	177.0	119.0
TOTAL RUSHES	120	70
<b>NET YARDS PASSING</b>	<b>571</b>	<b>374</b>
AVERAGE PER GAME	190.3	124.7
SACKED/YARDS LOST	4/8	8/40
GROSS YARDS	579	414
ATTEMPTS/COMPLETIONS	87/58	72/47
COMPLETION PERCENTAGE	66.7%	65.3%
HAD INTERCEPTED	0	1
<b>PUNTS/AVERAGE</b>	<b>9/44.9</b>	<b>11/43.8</b>
<b>NET PUNTING AVERAGE</b>	<b>32.6</b>	<b>40.6</b>
<b>PENALTIES/YARDS</b>	<b>15/92</b>	<b>15/100</b>
<b>FUMBLES/BALL LOST</b>	<b>3/1</b>	<b>5/3</b>
<b>TOUCHDOWNS</b>	<b>13</b>	<b>7</b>
RUSHING	10	3
PASSING	3	3
RETURNS	0	1





PASSING

PLAYER	ATT	CMP	YDS	PCT	Y/A	TD	TD%	INT	INT%	LG	SACK	LOST	RATE
Jalen Hurts	87	58	579	66.7%	6.7	3	3.4%	0	0.0%	45t	4	8	96.9
<b>EAGLES</b>	<b>87</b>	<b>58</b>	<b>579</b>	<b>66.7%</b>	<b>6.7</b>	<b>3</b>	<b>3.4%</b>	<b>0</b>	<b>0.0%</b>	<b>45t</b>	<b>4</b>	<b>8</b>	<b>96.9</b>
<b>OPPONENTS</b>	<b>72</b>	<b>47</b>	<b>414</b>	<b>65.3%</b>	<b>5.8</b>	<b>3</b>	<b>4.2%</b>	<b>1</b>	<b>1.4%</b>	<b>22</b>	<b>8</b>	<b>40</b>	<b>88.6</b>

RUSHING

PLAYER	ATT	YDS	AVG	LG	TD
Kenneth Gainwell	33	181	5.5	35t	1
Miles Sanders	35	148	4.2	18	2
Jalen Hurts	35	143	4.1	28	5
Boston Scott	15	61	4.1	10t	2
Gardner Minshew	2	-2	-1.0	-1	0
<b>EAGLES</b>	<b>120</b>	<b>531</b>	<b>4.4</b>	<b>35t</b>	<b>10</b>
<b>OPPONENTS</b>	<b>70</b>	<b>357</b>	<b>5.1</b>	<b>39</b>	<b>3</b>

RECEIVING

PLAYER	REC	YDS	AVG	LG	TD
Dallas Goedert	16	141	8.8	23	1
DeVonta Smith	15	197	13.1	45	1
A.J. Brown	13	146	11.2	45t	1
Kenneth Gainwell	7	55	7.9	17	0
Zach Pascal	3	15	5.0	9	0
Boston Scott	1	9	9.0	9	0
Quez Watkins	1	8	8.0	8	0
Jack Stoll	1	5	5.0	5	0
Miles Sanders	1	3	3.0	3	0
<b>EAGLES</b>	<b>58</b>	<b>579</b>	<b>10.0</b>	<b>45t</b>	<b>3</b>
<b>OPPONENTS</b>	<b>47</b>	<b>414</b>	<b>8.8</b>	<b>22</b>	<b>3</b>

FIELD GOALS

PLAYER	1-19	20-29	30-39	40-49	50+	TOTAL
Jake Elliott	0/0	0/0	4/4	0/0	0/0	4/4
<b>EAGLES</b>	<b>0/0</b>	<b>0/0</b>	<b>4/4</b>	<b>0/0</b>	<b>0/0</b>	<b>4/4</b>
<b>OPPONENTS</b>	<b>0/0</b>	<b>1/1</b>	<b>0/0</b>	<b>0/1</b>	<b>0/0</b>	<b>1/2</b>

PUNTING

PLAYER	NO	YDS	AVG	NET	TB	IN 20	LG	BLK
Brett Kern	7	309	44.1	39.3	1	3	53	0
Arryn Siposs	2	95	47.5	9.0	0	0	57	0
<b>EAGLES</b>	<b>9</b>	<b>404</b>	<b>44.9</b>	<b>32.6</b>	<b>1</b>	<b>3</b>	<b>57</b>	<b>0</b>
<b>OPPONENTS</b>	<b>11</b>	<b>482</b>	<b>43.8</b>	<b>40.6</b>	<b>0</b>	<b>4</b>	<b>50</b>	<b>0</b>



## KICKOFF RETURNS

PLAYER	NO	YDS	AVG	LG	TD
Boston Scott	1	29	29.0	29	0
Kenneth Gainwell	1	11	11.0	11	0
<b>EAGLES</b>	<b>2</b>	<b>40</b>	<b>20.0</b>	<b>29</b>	<b>0</b>
<b>OPPONENTS</b>	<b>8</b>	<b>237</b>	<b>29.6</b>	<b>42</b>	<b>0</b>

## PUNT RETURNS

PLAYER	NO	FC	YDS	AVG	LG	TD
Britain Covey	2	7	35	17.5	27	0
<b>EAGLES</b>	<b>2</b>	<b>7</b>	<b>35</b>	<b>17.5</b>	<b>27</b>	<b>0</b>
<b>OPPONENTS</b>	<b>5</b>	<b>2</b>	<b>91</b>	<b>18.2</b>	<b>65</b>	<b>0</b>

## SCORING

PLAYER	TD	RUSH	REC	RET	PAT	FG	2 PT	SAF	PTS
Jalen Hurts	5	5	0	0	0/0	0/0	1	0	32
Jake Elliott	0	0	0	0	12/12	4/4	0	0	24
Boston Scott	2	2	0	0	0/0	0/0	0	0	12
Miles Sanders	2	2	0	0	0/0	0/0	0	0	12
A.J. Brown	1	0	1	0	0/0	0/0	0	0	6
Dallas Goedert	1	0	1	0	0/0	0/0	0	0	6
DeVonta Smith	1	0	1	0	0/0	0/0	0	0	6
Kenneth Gainwell	1	1	0	0	0/0	0/0	0	0	6
<b>EAGLES</b>	<b>13</b>	<b>10</b>	<b>3</b>	<b>0</b>	<b>12/12</b>	<b>4/4</b>	<b>1</b>	<b>0</b>	<b>104</b>
<b>OPPONENTS</b>	<b>7</b>	<b>3</b>	<b>3</b>	<b>1</b>	<b>7/7</b>	<b>1/2</b>	<b>0</b>	<b>0</b>	<b>52</b>

SCORE BY QUARTERS	Q1	Q2	Q3	Q4	OT	TOTAL
<b>EAGLES</b>	28	45	10	21	0	104
<b>OPPONENTS</b>	7	14	14	17	0	52



DEFENSE									
PLAYER	TOTAL	SOLO	ASST	TFL	SACKS	INT	PD	FF	FR
T.J. Edwards	13	10	3	0	0.0	0	1	0	0
Marcus Epps	13	9	4	0	0.0	0	0	0	0
C.J. Gardner-Johnson	12	7	5	0	0.0	0	1	0	0
Darius Slay	12	8	4	0	0.0	0	1	0	0
Kyzir White	11	8	3	0	0.0	0	0	0	0
James Bradberry	10	9	1	0	0.0	1	2	0	0
Avonte Maddox	10	8	2	1	0.0	0	0	0	0
Reed Blankenship	9	3	6	1	0.0	0	1	1	1
Javon Hargrave	9	6	3	2	1.0	0	1	0	0
Haason Reddick	9	7	2	2	3.5	0	0	1	1
Josh Sweat	7	4	3	1	1.5	0	0	1	0
Fletcher Cox	6	3	3	1	1.0	0	0	0	0
Jordan Davis	4	3	1	0	0.0	0	0	0	0
Brandon Graham	3	3	0	1	1.0	0	0	0	0
Milton Williams	3	2	1	0	0.0	0	0	0	0
Robert Quinn	2	2	0	0	0.0	0	0	0	0
Ndamukong Suh	2	1	1	0	0.0	0	0	0	0
Josh Jobe	1	1	0	0	0.0	0	0	0	0
Patrick Johnson	1	1	0	1	0.0	0	0	0	0
Linval Joseph	1	0	1	0	0.0	0	0	0	1
Zech McPhearson	1	0	1	0	0.0	0	0	0	0
Josiah Scott	1	1	0	0	0.0	0	0	0	0
K'Von Wallace	0	0	0	0	0.0	0	1	0	0
<b>TOTALS</b>	<b>140</b>	<b>96</b>	<b>44</b>	<b>10</b>	<b>8.0</b>	<b>1</b>	<b>8</b>	<b>3</b>	<b>3</b>

INTERCEPTIONS					
PLAYER	NO	YDS	AVG	LG	TD
James Bradberry	1	8	8.0	8	0
<b>EAGLES</b>	<b>1</b>	<b>8</b>	<b>8.0</b>	<b>8</b>	<b>0</b>
<b>OPPONENTS</b>	<b>---</b>	<b>---</b>	<b>---</b>	<b>---</b>	<b>---</b>

DEFENSIVE LEADERS	
<b>SACKS</b>	
Haason Reddick	3.5
Josh Sweat	1.5
Fletcher Cox	1.0
Brandon Graham	1.0
Javon Hargrave	1.0
<b>TACKLES FOR LOSS</b>	
Javon Hargrave	2
Haason Reddick	2
Six players	1
<b>PASSES DEFENSED</b>	
James Bradberry	2
Six players	1

SPECIAL TEAMS TACKLES	
<b>PLAYER</b>	<b>NO</b>
K'Von Wallace	4
Reed Blankenship	2
Nakobe Dean	2
Christian Ellis	1
Rick Lovato	1
Zech McPhearson	1
Zach Pascal	1
Arryn Siposs	1
Jack Stoll	1
<b>TOTALS</b>	<b>14</b>



WEEKLY NFL RANKINGS

WEEK	OFFENSE			DEFENSE		
	Rush	Pass	Total	Rush	Pass	Total
Week 1	1	14	1	9	1	1
Week 2	1	14	7	4	1	1
Week 3	1	15	6	12	1	2

RED ZONE DRIVES

	TOTAL	TD	FG	MFG	DOWN	FUM	INT	CLOCK	PTS	TD%	SCORE%
EAGLES	16	11	4	0	0	0	0	1	90	68.7%	93.7%
OPPONENTS	6	5	1	0	0	0	0	0	38	83.3%	100.0%

GOAL-TO-GO DRIVES

	TOTAL	TD	FG	MFG	DOWN	FUM	INT	CLOCK	PTS	TD%	SCORE%
EAGLES	9	9	0	0	0	0	0	0	64	100.0%	100.0%
OPPONENTS	5	4	1	0	0	0	0	0	31	80.0%	100.0%

LONGEST DRIVES

	EAGLES	OPPONENTS
MOST PLAYS	17 vs KC (2/12/23) 17-60 (7:45), FG	12 vs KC (2/12/23) 12-66 (5:07), FG
MOST YARDS	91 vs SF (1/29/23) 15-91 (7:50), TD	88 vs NYG (1/21/23) 10-88 (6:01), TD
MOST TIME	7:56 vs NYG (1/21/23) 15-70 (7:56), FG	6:01 vs NYG (1/21/23) 10-88 (6:01), TD

LONGEST TOUCHDOWN DRIVES

	EAGLES	OPPONENTS
MOST PLAYS	15 vs SF (1/29/23) 15-91 (7:50)	Twice: last 10 vs KC (2/12/23) 10-75 (5:30)
MOST YARDS	91 vs SF (1/29/23) 15-91 (7:50)	88 vs NYG (1/21/23) 10-88 (6:01)
MOST TIME	7:50 vs SF (1/29/23) 15-91 (7:50)	6:01 vs NYG (1/21/23) 10-88 (6:01)

REPLAY CHALLENGES - EAGLES (1 CHALLENGE, 1 OVERTURNED), OPPONENTS (1 CHALLENGE, 0 OVERTURNED)





GAME-BY-GAME OFFENSE

GAME	SCORE				1ST DOWN				3RD DOWN		4TH DOWN		NET YARDS			TO	PEN	PEN YDS	TOP	
	PTS	OPP PTS	DIFF	OT	TOTAL	RUSH	PASS	PEN	CONV	ATT	CONV	ATT	TOTAL	PASS	RUSH					
Jan 21	NYG	38	7	31	---	26	17	8	1	10	14	0	0	416	148	268	0	5	25	35:43
Jan 29	SF	31	7	24	---	25	12	6	7	5	15	3	3	269	121	148	0	4	34	37:26
Feb 12	KC	35	38	-3	---	25	12	11	2	11	18	2	2	417	302	115	1	6	33	35:47
<b>TOTALS</b>		<b>104</b>	<b>52</b>	<b>52</b>	<b>---</b>	<b>76</b>	<b>41</b>	<b>25</b>	<b>10</b>	<b>26</b>	<b>47</b>	<b>5</b>	<b>5</b>	<b>1102</b>	<b>571</b>	<b>531</b>	<b>1</b>	<b>15</b>	<b>92</b>	<b>36:19</b>

GAME-BY-GAME DEFENSE

GAME	SCORE				1ST DOWN				3RD DOWN		4TH DOWN		NET YARDS			TO	PEN	PEN YDS	TOP	
	PTS	OPP PTS	DIFF	OT	TOTAL	RUSH	PASS	PEN	CONV	ATT	CONV	ATT	TOTAL	PASS	RUSH					
Jan 21	NYG	7	38	-31	---	13	5	8	0	5	13	1	3	227	109	118	1	1	5	24:17
Jan 29	SF	7	31	-24	---	11	7	4	0	2	8	0	2	164	83	81	3	11	81	22:34
Feb 12	KC	38	35	3	---	21	7	12	2	4	8	0	0	340	182	158	0	3	14	24:13
<b>TOTALS</b>		<b>52</b>	<b>104</b>	<b>-52</b>	<b>---</b>	<b>45</b>	<b>19</b>	<b>24</b>	<b>2</b>	<b>11</b>	<b>29</b>	<b>1</b>	<b>5</b>	<b>731</b>	<b>374</b>	<b>357</b>	<b>4</b>	<b>15</b>	<b>100</b>	<b>23:41</b>

EAGLES GAME-BY-GAME LEADERS

GAME	PASS YARDS	RUSH YARDS	RECEPTIONS	REC YARDS	TOUCHDOWNS	TACKLES	SACKS	
Jan 21	NYG	J. Hurts - 154	K. Gainwell - 112	D. Smith - 6	D. Smith - 61	Five players - 1	Four players - 5	Two players - 1.5
Jan 29	SF	J. Hurts - 121	K. Gainwell - 48	D. Goedert - 5	D. Smith - 36	M. Sanders - 2	K. White - 6	H. Reddick - 2.0
Feb 12	KC	J. Hurts - 304	J. Hurts - 70	D. Smith - 7	D. Smith - 100	J. Hurts - 3	A. Maddox - 7	---

OPPONENT GAME-BY-GAME LEADERS

GAME	PASS YARDS	RUSH YARDS	RECEPTIONS	REC YARDS	TOUCHDOWNS	TACKLES	SACKS	
Jan 21	NYG	D. Jones - 135	S. Barkley - 61	R. James - 7	R. James - 51	M. Breida - 1	J. Smith - 14	X. McKinney - 1.0
Jan 29	SF	J. Johnson - 74	C. McCaffrey - 84	C. McCaffrey - 4	D. Samuel - 33	C. McCaffrey - 1	D. Greenlaw - 9	A. Armstead - 1.0
Feb 12	KC	P. Mahomes - 182	I. Pacheco - 76	J. Smith-Schuster - 7	T. Kelce - 81	Four players - 1	N. Bolton - 9	Two players - 1.0

EAGLES DRIVE EFFICIENCY

GAME	QUARTERBACK	DRIVES	DRIVES ENDED BY...									PTS	PTS/DR	DR %		
			TD	FG	MFG	PUNT	DOWN	INT	FUM	SAF	CLOCK					
Jan 21	NYG	J. Hurts	10	5	1	0	3	0	0	0	0	0	1	38	3.8	60.0
Jan 29	SF	J. Hurts	10	4	1	0	4	0	0	0	0	0	1	31	3.1	50.0
Feb 12	KC	J. Hurts	10	4	2	0	2	0	0	1	0	0	1	35	3.5	60.0
<b>TOTAL</b>			<b>30</b>	<b>13</b>	<b>4</b>	<b>0</b>	<b>9</b>	<b>0</b>	<b>0</b>	<b>1</b>	<b>0</b>	<b>3</b>	<b>104</b>	<b>3.5</b>	<b>56.7</b>	

OPPONENT DRIVE EFFICIENCY

GAME	QUARTERBACK	DRIVES	DRIVES ENDED BY...									PTS	PTS/DR	DR %		
			TD	FG	MFG	PUNT	DOWN	INT	FUM	SAF	CLOCK					
Jan 21	NYG	D. Jones	10	1	0	0	5	2	1	0	0	0	1	7	0.7	10.0
Jan 29	SF	B. Purdy	3	0	0	0	1	0	0	2	0	0	0	0	0.0	0.0
		J. Johnson	7	1	0	0	3	1	0	1	0	1	7	1.0	14.3	
Feb 12	KC	P. Mahomes	8	4	1	1	2	0	0	0	0	0	0	38	4.7	62.5
<b>TOTAL</b>			<b>28</b>	<b>6</b>	<b>1</b>	<b>1</b>	<b>11</b>	<b>3</b>	<b>1</b>	<b>3</b>	<b>0</b>	<b>2</b>	<b>52</b>	<b>1.9</b>	<b>25.0</b>	



EAGLES THIRD DOWNS

GAME		1	2	3	4	5	6	7	8	9	10+	TOTAL
Jan 21	NYG	2-2	1-1	3-3	0-0	1-1	1-1	0-0	0-0	1-2	1-4	10-14
Jan 29	SF	1-1	2-3	0-0	0-1	1-1	0-2	0-2	1-1	0-0	0-4	5-15
Feb 12	KC	3-3	1-1	0-3	2-2	2-3	1-1	0-1	1-1	0-0	1-3	11-18
<b>TOTALS</b>		<b>6-6</b>	<b>4-5</b>	<b>3-6</b>	<b>2-3</b>	<b>4-5</b>	<b>2-4</b>	<b>0-3</b>	<b>2-2</b>	<b>1-2</b>	<b>2-11</b>	<b>26-47</b>
		<b>100.0%</b>	<b>80.0%</b>	<b>50.0%</b>	<b>66.7%</b>	<b>80.0%</b>	<b>50.0%</b>	<b>0.0%</b>	<b>100.0%</b>	<b>50.0%</b>	<b>18.2%</b>	<b>55.3%</b>

OPPONENT THIRD DOWNS

GAME		1	2	3	4	5	6	7	8	9	10+	TOTAL
Jan 21	NYG	2-3	2-2	0-1	1-2	0-0	0-2	0-0	0-1	0-0	0-2	5-13
Jan 29	SF	1-1	0-0	0-0	0-0	0-1	0-0	0-0	0-0	0-1	1-5	2-8
Feb 12	KC	2-2	0-0	1-2	1-1	0-0	0-1	0-0	0-1	0-0	0-1	4-8
<b>TOTALS</b>		<b>5-6</b>	<b>2-2</b>	<b>1-3</b>	<b>2-3</b>	<b>0-1</b>	<b>0-3</b>	<b>0-0</b>	<b>0-2</b>	<b>0-1</b>	<b>1-8</b>	<b>11-29</b>
		<b>83.3%</b>	<b>100.0%</b>	<b>33.3%</b>	<b>66.7%</b>	<b>0.0%</b>	<b>0.0%</b>	<b>---</b>	<b>0.0%</b>	<b>0.0%</b>	<b>12.5%</b>	<b>37.9%</b>

TAKEAWAYS

GAME		TURNOVER	STARTING LOS	POINT OF TURNOVER	RESULTING LOS	QUARTER	RESULT (POINTS)
Jan 21	NYG	J. Bradberry INT (D. Jones)	PHI 49	PHI 46	NYG 46	1	Punt (0)
Jan 29	SF	L. Joseph FR (B. Purdy)	50	SF 40	PHI 44	1	Punt (0)
		H. Reddick FR (J. Johnson)	SF 36	SF 31	SF 30	2	Touchdown (7)
		R. Blankenship FR (D. Samuel)	SF 38	SF 31	SF 31	4	End of Game (0)
Feb 12	KC	---	---	---	---	---	---

TOTALS: 4 takeaways resulting in 7 points

L.O.S. Line of scrimmage \* Red zone play + Touchdown return (ST) Special teams play (TB) Touchback (OFF) Offensive recovery

GIVEAWAYS

GAME		TURNOVER	STARTING LOS	POINT OF TURNOVER	RESULTING LOS	QUARTER	RESULT (POINTS)
Jan 21	NYG	---	---	---	---	---	---
Jan 29	SF	---	---	---	---	---	---
Feb 12	KC	+N. Bolton FR (J. Hurts)	PHI 49	PHI 36	---	2	Touchdown (7)

TOTALS: 1 giveaway resulting in 7 points

L.O.S. Line of scrimmage \* Red zone play + Touchdown return (ST) Special teams play (TB) Touchback (OFF) Offensive recovery

EAGLES 20+ YARD PLAYS

PASSING (20+ YARDS)

45	Jalen Hurts to A.J. Brown (2/12/23 vs KC)
45	Jalen Hurts to DeVonta Smith (2/12/23 vs KC)
40	Jalen Hurts to DeVonta Smith (1/21/23 vs NYG)
29	Jalen Hurts to DeVonta Smith (1/29/23 vs SF)
23	Jalen Hurts to DeVonta Smith (2/12/23 vs KC)
23	Jalen Hurts to Dallas Goedert (1/21/23 vs NYG)
22	Jalen Hurts to A.J. Brown (2/12/23 vs KC)

RUSHING (20+ YARDS)

35	Kenneth Gainwell (1/21/23 vs NYG)
28	Jalen Hurts (2/12/23 vs KC)

OPPONENT 20+ YARD PLAYS

PASSING (20+ YARDS)

22	Patrick Mahomes to Travis Kelce (2/12/23 vs KC)
22	Josh Johnson to George Kittle (1/29/23 vs SF)
20	Patrick Mahomes to Travis Kelce (2/12/23 vs KC)

RUSHING (20+ YARDS)

30	Saquon Barkley (1/21/23 vs NYG)
26	Patrick Mahomes (2/12/23 vs KC)
24	Isiah Pacheco (2/12/23 vs KC)
23	Christian McCaffrey (1/29/23 vs SF)



	OFFENSE											
	QB	RB	WR	WR	WR/TE	TE	TE	LT	LG	C	RG	RT
@Det	Hurts	Sanders	Brown	Smith	---	Goedert	Stoll	Mailata	Dickerson	Kelce	Seumalo	Johnson
Min	Hurts	Sanders	Brown	Smith	Watkins	Goedert	---	Mailata	Dickerson	Kelce	Seumalo	Johnson
@Was	Hurts	Sanders	Brown	Smith	Watkins	Goedert	---	Mailata	Dickerson	Kelce	Seumalo	Johnson
Jax	Hurts	Sanders	Brown	Smith	---	Goedert	Stoll	Mailata	Dickerson	Kelce	Seumalo	Johnson
@Ari	Hurts	Sanders	Smith	---	Calcaterra	Goedert	Stoll	Driscoll	Dickerson	Kelce	Seumalo	Johnson
Dal	Hurts	Sanders	Brown	Smith	---	Goedert	Stoll	Mailata	Dickerson	Kelce	Seumalo	Johnson
Pit	Hurts	Sanders	Brown	Smith	Watkins	Goedert	---	Mailata	Dickerson	Kelce	Seumalo	Johnson
@Hou	Hurts	Sanders	Brown	Smith	---	Goedert	Stoll	Mailata	Dickerson	Kelce	Seumalo	Johnson
Was	Hurts	Scott	Brown	Smith	Pascal	Goedert	---	Mailata	Dickerson	Kelce	Seumalo	Johnson
@Ind	Hurts	Sanders	Brown	Smith	Watkins	Stoll	---	Mailata	Dickerson	Kelce	Seumalo	Johnson
GB	Hurts	Scott	Brown	Smith	Watkins	Stoll	---	Mailata	Dickerson	Kelce	Seumalo	Johnson
Ten	Hurts	Sanders	Brown	Smith	Watkins	Stoll	---	Mailata	Dickerson	Kelce	Seumalo	Johnson
@NYG	Hurts	Sanders	Brown	Smith	---	Stoll	Calcaterra	Mailata	Dickerson	Kelce	Seumalo	Johnson
@Chi	Hurts	Sanders	Brown	Smith	Watkins	Stoll	---	Mailata	Dickerson	Kelce	Seumalo	Johnson
@Dal	Minshew	Sanders	Brown	Smith	Watkins	Goedert	---	Mailata	Dickerson	Kelce	Seumalo	Johnson
NO	Minshew	Sanders	Brown	Smith	---	Goedert	Stoll	Mailata	Dickerson	Kelce	Seumalo	Driscoll
NYG	Hurts	Sanders	Brown	Smith	Pascal	Goedert	---	Mailata	Dickerson	Kelce	Seumalo	Driscoll
	PLAYOFFS											
NYG	Hurts	Sanders	Brown	Smith	Pascal	Goedert	---	Mailata	Dickerson	Kelce	Seumalo	Johnson
SF	Hurts	Sanders	Brown	Smith	---	Goedert	Stoll	Mailata	Dickerson	Kelce	Seumalo	Johnson
KC	Hurts	Sanders	Brown	Smith	Watkins	Goedert	---	Mailata	Dickerson	Kelce	Seumalo	Johnson

	DEFENSE											
	DE	DT	DT	DE/DT	SAM	MIKE	WILL	CB	CB	NCB	S	S
@Det	Sweat	Hargrave	Cox	---	Reddick	Edwards	White	Bradberry	Slay	Maddox	Epps	Gardner-Johnson
Min	Sweat	Hargrave	Cox	---	Reddick	Edwards	White	Bradberry	Slay	Maddox	Epps	Gardner-Johnson
@Was	Sweat	Hargrave	Cox	Davis	Reddick	Edwards	---	Bradberry	Slay	Maddox	Epps	Gardner-Johnson
Jax	Sweat	Hargrave	Cox	Davis	Reddick	Edwards	---	Bradberry	Slay	Scott	Epps	Gardner-Johnson
@Ari	Sweat	Hargrave	Cox	Davis	Reddick	Edwards	---	Bradberry	Slay	Scott	Epps	Gardner-Johnson
Dal	Sweat	Hargrave	Cox	Davis	Reddick	Edwards	White	Bradberry	Slay	---	Epps	Gardner-Johnson
Pit	Sweat	Hargrave	Cox	Davis	Reddick	Edwards	---	Bradberry	Slay	Maddox	Epps	Gardner-Johnson
@Hou	Sweat	Hargrave	Cox	---	Reddick	Edwards	White	Bradberry	Slay	Maddox	Epps	Gardner-Johnson
Was	Sweat	Hargrave	Cox	Tuipulotu	Reddick	Edwards	---	Bradberry	Slay	Scott	Epps	Gardner-Johnson
@Ind	Sweat	Hargrave	Cox	Joseph	Reddick	Edwards	White	Bradberry	Slay	---	Epps	Gardner-Johnson
GB	Sweat	Hargrave	Cox	Joseph	Reddick	Edwards	---	Bradberry	Slay	Scott	Epps	Gardner-Johnson
Ten	Sweat	Hargrave	Cox	Joseph	Reddick	Edwards	White	Bradberry	Slay	---	Epps	Blankenship
@NYG	Sweat	Hargrave	Cox	Joseph	Reddick	Edwards	---	Bradberry	Slay	Maddox	Epps	Blankenship
@Chi	Sweat	Hargrave	Cox	Joseph	Reddick	Edwards	---	Bradberry	Slay	Maddox	Epps	Wallace
@Dal	Sweat	Hargrave	Cox	Joseph	Reddick	Edwards	---	Bradberry	Slay	Maddox	Epps	Blankenship
NO	Sweat	Hargrave	Cox	Joseph	Reddick	Edwards	White	Bradberry	Slay	---	Epps	Blankenship
NYG	Graham	Hargrave	Cox	Joseph	Reddick	Edwards	White	Bradberry	Slay	---	Epps	Gardner-Johnson
	PLAYOFFS											
NYG	Sweat	Hargrave	Joseph	Cox	Reddick	Edwards	---	Bradberry	Slay	Gardner-Johnson	Epps	Blankenship
SF	Sweat	Hargrave	Cox	Joseph	Reddick	Edwards	White	Bradberry	Slay	---	Epps	Gardner-Johnson
KC	Sweat	Hargrave	Cox	Joseph	Reddick	Edwards	---	Bradberry	Slay	Maddox	Epps	Gardner-Johnson



PLAYER	@Det	Min	@Was	Jax	@Ari	Dal	Pit	@Hou	Was	@Ind	GB	Ten	@NYG	@Chi	@Dal	NO	NYG	G/S	IA	DNP
Barnett, Derek	P	IR	IR	IR	IR	IR	IR	IR	IR	IR	IR	IR	IR	IR	IR	IR	IR	1/0	---	---
Blankenship, Reed	IA	IA	IA	IA	P	IA	IA	P	P	P	P	S	S	IA	S	S	P	10/4	7	---
Book, Ian	IA	IA	IA	IA	IA	IA	IA	IA	IA	IA	IA	IA	IA	IA	DNP	DNP	IA	0/0	15	2
Bradberry, James	CB	CB	CB	CB	CB	CB	CB	CB	CB	CB	CB	CB	CB	CB	CB	CB	CB	17/17	---	---
Bradley, Shaun	P	P	P	P	P	P	P	P	P	P	P	P	P	IA	P	P	P	15/0	1	---
Brown, A.J.	WR	WR	WR	WR	P	WR	WR	WR	WR	WR	WR	WR	WR	WR	WR	WR	WR	17/16	---	---
Calcaterra, Grant	IA	IA	P	P	TE	P	P	P	P	P	P	P	TE	P	P	P	P	15/2	2	---
Chachere, Andre	PS	PS	PS	P	P	P	PS	PS	P	P	P	P	PS	PS	PS	PS	PS	7/0	---	---
Covey, Britain	P	P	P	P	P	P	P	P	P	P	P	P	P	P	P	P	P	17/0	---	---
Cox, Fletcher	DT	DT	DT	DT	DT	DT	DT	DT	DT	DT	DT	DT	DT	DT	DT	DT	DE	17/17	---	---
Davis, Jordan	P	P	DT	DT	DT	DE	DT	IR	IR	IR	IR	P	P	P	P	P	P	13/5	---	---
Dean, Nakobe	P	P	P	P	P	P	P	P	P	P	P	P	P	P	P	P	P	17/0	---	---
Dicker, Cameron	X	X	X	X	P	PS	X	X	X	X	X	X	X	X	X	X	X	1/0	---	---
Dickerson, Landon	LG	LG	LG	LG	LG	LG	LG	LG	LG	LG	LG	LG	LG	LG	LG	LG	LG	17/17	---	---
Dillard, Andre	IR	IR	IR	IR	IR	P	P	P	P	P	P	P	P	P	P	P	P	12/0	---	---
Driscoll, Jack	P	P	P	P	LT	P	P	P	P	P	P	P	P	P	P	RT	RT	17/3	---	---
Edwards, T.J.	LB	LB	LB	LB	LB	LB	LB	LB	LB	LB	LB	LB	LB	LB	LB	LB	LB	17/17	---	---
Elliott, Jake	P	P	P	P	IA	P	P	P	P	P	P	P	P	P	P	P	P	16/0	1	---
Elliss, Christian	PS	PS	PS	PS	PS	PS	PS	PS	PS	PS	PS	P	P	P	P	P	P	6/0	---	---
Elliss, Noah	NFI	NFI	NFI	NFI	NFI	NFI	NFI	NFI	NFI	NFI	NFI	NFI	NFI	NFI	NFI	NFI	NFI	0/0	---	---
Epps, Marcus	S	S	S	S	S	S	S	S	S	S	S	S	S	S	S	S	S	17/17	---	---
Gainwell, Kenneth	P	P	P	P	P	P	P	P	P	P	P	P	P	P	P	P	P	17/0	---	---
Gardner-Johnson, C.J.	S	S	S	S	S	S	S	S	S	S	S	IR	IR	IR	IR	IR	S	12/12	---	---
Goedert, Dallas	TE	TE	TE	TE	TE	TE	TE	TE	TE	TE	IR	IR	IR	IR	TE	TE	TE	12/12	---	---
Goodrich, Mario	PS	PS	PS	PS	PS	PS	PS	PS	DNP	PS	PS	PS	PS	PS	PS	PS	PS	0/0	---	1
Graham, Brandon	P	P	P	P	P	P	P	P	P	P	P	P	P	P	P	P	DE	17/1	---	---
Hargrave, Javon	DT	DT	DT	DT	DT	DT	DT	DT	DT	DT	DT	DT	DT	DT	DT	DT	DT	17/17	---	---
Hurts, Jalen	QB	QB	QB	QB	QB	QB	QB	QB	QB	QB	QB	QB	QB	QB	IA	IA	QB	15/15	2	---
Jackson, Tarron	IA	P	P	P	P	IA	PS	PS	PS	PS	PS	PS	PS	PS	PS	PS	PS	4/0	2	---
Jackson, Tyree	PUP	PUP	PUP	PUP	PUP	PUP	PUP	PUP	PUP	P	P	P	P	P	IR	IR	IR	5/0	---	---
Jobe, Josh	P	P	P	P	P	IA	IA	P	IA	IA	IA	IA	P	P	P	P	P	11/0	6	---
Johnson, Kyron	P	P	P	P	P	P	P	P	P	P	P	P	P	P	IA	P	P	16/0	---	---
Johnson, Lane	RT	RT	RT	RT	RT	RT	RT	RT	RT	RT	RT	RT	RT	RT	RT	IA	IA	15/15	2	---
Johnson, Patrick	P	P	P	P	IA	P	P	P	P	P	P	P	P	P	P	P	P	16/0	1	---
Joseph, Linval	X	X	X	X	X	X	X	X	X	DT	DT	DT	DT	DT	DT	DT	DT	8/8	---	---
Jurgens, Cam	P	P	P	P	P	P	P	P	P	P	P	P	P	P	P	P	P	17/0	---	---
Kelce, Jason	C	C	C	C	C	C	C	C	C	C	C	C	C	C	C	C	C	17/17	---	---
Kern, Brett	X	X	X	X	X	X	X	X	X	X	X	X	X	P	P	P	P	4/0	---	---
Lovato, Rick	P	P	P	P	P	P	P	P	P	P	P	P	P	P	P	P	P	17/0	---	---
Maddox, Avonte	CB	CB	CB	IA	IA	P	CB	CB	IR	IR	IR	IR	CB	CB	CB	IA	IA	9/8	4	---
Mailata, Jordan	LT	LT	LT	LT	IA	LT	LT	LT	LT	LT	LT	LT	LT	LT	LT	LT	LT	16/16	1	---
Mayden, Jared	IR	IR	X	X	X	X	X	X	X	X	X	X	X	X	X	X	X	0/0	---	---
McPhearson, Zech	P	P	P	P	P	P	P	P	P	P	P	P	P	P	P	P	P	17/0	---	---
Minshew, Gardner	DNP	DNP	DNP	DNP	DNP	DNP	P	DNP	DNP	DNP	DNP	P	P	DNP	QB	QB	DNP	5/2	---	12
Opeta, Sua	P	P	P	P	P	P	P	IA	IA	IA	IA	IA	IA	IA	IA	IA	X	7/0	8	---
Pascal, Zach	P	P	P	P	P	P	P	P	WR	P	P	P	P	P	P	P	WR	17/2	---	---
Quinn, Robert	X	X	X	X	X	X	P	P	P	P	P	IA	IR	IR	IR	IR	P	6/0	1	---
Reddick, Haason	LB	LB	LB	LB	LB	LB	LB	LB	LB	LB	LB	LB	LB	LB	LB	LB	LB	17/17	---	---
Robinson, Janarius	X	IA	IA	IA	IA	IA	IR	IR	IR	IR	IR	IR	IA	IA	IA	IA	IA	0/0	7	---
Sanders, Miles	RB	RB	RB	RB	RB	RB	RB	RB	P	RB	P	RB	RB	RB	RB	RB	RB	17/15	---	---
Scott, Boston	P	P	P	IA	IA	P	P	P	RB	P	RB	P	P	P	P	P	P	15/2	2	---
Scott, Josiah	P	P	P	CB	CB	P	P	IA	CB	P	CB	P	P	P	P	P	P	16/4	1	---
Sermon, Trey	IA	IA	IA	P	P	IA	IA	IA	IA	IA	IA	IA	IA	IA	IA	IA	IA	2/0	15	---
Seumalo, Isaac	RG	RG	RG	RG	RG	RG	RG	RG	RG	RG	RG	RG	RG	RG	RG	RG	RG	17/17	---	---
Sills, Josh	IA	IA	IA	IA	P	IA	IA	IA	IA	IA	IA	IA	IA	IA	IA	DNP	DNP	1/0	13	2
Siposs, Arryn	P	P	P	P	P	P	P	P	P	P	P	P	P	IR	IR	IR	IR	13/0	---	---
Slay, Darius	CB	CB	CB	CB	CB	CB	CB	CB	CB	CB	CB	CB	CB	CB	CB	CB	CB	17/17	---	---
Smith, DeVonta	WR	WR	WR	WR	WR	WR	WR	WR	WR	WR	WR	WR	WR	WR	WR	WR	WR	17/17	---	---
Stoll, Jack	TE	P	P	TE	TE	TE	P	TE	P	TE	TE	TE	TE	TE	P	TE	P	17/11	---	---
Suh, Ndamukong	X	X	X	X	X	X	X	X	X	P	P	P	P	P	P	P	P	8/0	---	---
Sweat, Josh	DE	DE	DE	DE	DE	DE	DE	DE	DE	DE	DE	DE	DE	DE	DE	DE	DE	16/16	1	---
Togia, Noah	P	P	PS	PS	PS	PS	PS	PS	PS	PS	PS	PS	PS	PS	PS	PS	PS	2/0	---	---
Toth, Brett	PUP	PUP	PUP	PUP	PUP	PUP	PUP	PUP	PUP	PUP	PUP	PUP	PUP	PUP	PUP	PUP	PUP	0/0	---	---
Tuipulotu, Marlon	P	P	P	P	P	P	P	P	DT	IR	IR	IR	IR	IR	IR	IR	IR	9/1	---	---
Wallace, K'Von	P	P	P	P	P	P	P	P	P	P	P	P	P	S	P	P	P	17/1	---	---
Ward, Greg	IR	IR	IR	IR	IR	IR	PS	PS	PS	PS	PS	PS	PS	PS	PS	PS	PS	0/0	---	---
Watkins, Quez	P	WR	WR	P	P	P	WR	P	P	WR	WR	WR	P	WR	WR	P	P	17/8	---	---
White, Kyzir	LB	LB	P	P	P	LB	P	LB	P	LB	P	LB	P	P	P	P	P	17/8	---	---
Williams, Milton	P	P	P	P	P	P	P	P	P	P	P	P	P	P	P	P	P	17/0	---	---
Wilson, Marvin	PS	PS	PS	PS	PS	PS	PS	P	PS	PS	PS	X	PS	PS	PS	PS	PS	1/0	---	---





## PLAYOFF PARTICIPATION

## OFFENSE

PLAYER	NYG	SF	KC	G/S	IA	DNP
Book, Ian	IA	IA	IA	0/0	3	---
Brown, A.J.	WR	WR	WR	3/3	---	---
Calcaterra, Grant	P	P	P	3/0	---	---
Covey, Britain	P	P	P	3/0	---	---
Dickerson, Landon	LG	LG	LG	3/3	---	---
Dillard, Andre	P	P	P	3/0	---	---
Driscoll, Jack	P	P	P	3/0	---	---
Gainwell, Kenneth	P	P	P	3/0	---	---
Goedert, Dallas	TE	TE	TE	3/3	---	---
Hurts, Jalen	QB	QB	QB	3/3	---	---
Johnson, Lane	RT	RT	RT	3/3	---	---
Jurgens, Cam	P	P	P	3/0	---	---
Kelce, Jason	C	C	C	3/3	---	---
Mailata, Jordan	LT	LT	LT	3/3	---	---
Minshew, Gardner	P	P	DNP	2/0	---	1
Pascal, Zach	WR	P	P	3/1	---	---
Sanders, Miles	RB	RB	RB	3/3	---	---
Scott, Boston	P	P	P	3/0	---	---
Sermon, Trey	IA	IA	IA	0/0	3	---
Seumalo, Isaac	RG	RG	RG	3/3	---	---
Sills, Josh	IA	IA	X	0/0	2	---
Smith, DeVonta	WR	WR	WR	3/3	---	---
Stoll, Jack	P	TE	P	3/1	---	---
Ward, Greg	PS	PS	IA	0/0	1	---
Watkins, Quez	P	P	WR	3/1	---	---

## DEFENSE

PLAYER	NYG	SF	KC	G/S	IA	DNP
Blankenship, Reed	S	P	P	3/1	---	---
Bradberry, James	CB	CB	CB	3/3	---	---
Cox, Fletcher	DE	DT	DT	3/3	---	---
Davis, Jordan	P	P	P	3/0	---	---
Dean, Nakobe	P	P	P	3/0	---	---
Edwards, T.J.	LB	LB	LB	3/3	---	---
Ellis, Christian	P	P	P	3/0	---	---
Epps, Marcus	S	S	S	3/3	---	---
Gardner-Johnson, C.J.	CB	S	S	3/3	---	---
Graham, Brandon	P	P	P	3/0	---	---
Hargrave, Javon	DT	DT	DT	3/3	---	---
Harris, Anthony	IA	IA	IA	0/0	3	---
Jobe, Josh	P	P	P	3/0	---	---
Johnson, Kyron	IA	IA	IA	0/0	3	---
Johnson, Patrick	P	P	P	3/0	---	---
Joseph, Linval	DT	DT	DT	3/3	---	---
Maddox, Avonte	IA	P	CB	2/1	1	---
McPhearson, Zech	P	P	P	3/0	---	---
Quinn, Robert	P	P	P	3/0	---	---
Reddick, Haason	LB	LB	LB	3/3	---	---
Scott, Josiah	P	IA	IA	1/0	2	---
Slay, Darius	CB	CB	CB	3/3	---	---
Suh, Ndamukong	P	P	P	3/0	---	---
Sweat, Josh	DE	DE	DE	3/3	---	---
Wallace, K'Von	P	P	P	3/0	---	---
White, Kyzir	P	LB	P	3/1	---	---
Williams, Milton	P	P	P	3/0	---	---

## SPECIAL TEAMS

PLAYER	NYG	SF	KC	G/S	IA	DNP
Elliott, Jake	P	P	P	3/0	---	---
Kern, Brett	P	P	IA	2/0	1	---
Lovato, Rick	P	P	P	3/0	---	---
Siposs, Arryn	IR	IR	P	1/0	---	---



OFFENSE		@Det	Min	@Was	Jax	@Ari	Dal	Pit	@Hou	Was	@Ind	GB	Ten	@NYG	@Chi	@Dal	NO	NYG	Snaps	Pct	
<b>TOTAL PLAYS</b>		<b>77</b>	<b>73</b>	<b>70</b>	<b>82</b>	<b>73</b>	<b>71</b>	<b>57</b>	<b>65</b>	<b>50</b>	<b>68</b>	<b>80</b>	<b>73</b>	<b>68</b>	<b>73</b>	<b>71</b>	<b>55</b>	<b>73</b>	<b>1,179</b>		
QB	Jalen Hurts	77	73	70	82	73	71	46	65	50	68	80	64	63	73	IA	IA	73	1,028	87%	
	Gardner Minshew	DNP	DNP	DNP	DNP	DNP	DNP	11	DNP	DNP	DNP	DNP	9	5	DNP	71	55	DNP	151	13%	
	Ian Book	IA	IA	IA	IA	IA	IA	IA	IA	IA	IA	IA	IA	IA	IA	DNP	DNP	IA	0	0%	
RB	Miles Sanders	40	39	41	55	54	44	29	42	29	44	43	39	45	40	38	22	29	673	57%	
	Kenneth Gainwell	23	19	22	22	16	17	14	18	16	11	27	20	12	29	30	15	20	331	28%	
	Boston Scott	14	15	7	IA	IA	10	13	5	5	13	10	17	12	4	3	18	24	170	14%	
WR	Trey Sermon	IA	IA	IA	5	3	IA	IA	IA	IA	IA	IA	IA	IA	IA	IA	IA	IA	8	1%	
	DeVonta Smith	74	72	62	71	72	63	42	58	43	64	74	63	62	70	66	54	73	1,083	92%	
	A.J. Brown	67	64	56	70	54	61	39	56	39	60	77	60	58	65	65	55	58	1,004	85%	
	Quez Watkins	41	43	33	49	43	42	37	35	29	36	66	37	32	48	51	28	31	681	58%	
	Zach Pascal	17	31	30	20	13	9	23	20	21	29	9	28	19	18	12	20	19	338	29%	
	Britain Covey	0	0	0	0	0	0	4	1	0	0	0	9	5	0	0	0	0	19	2%	
TE	Greg Ward	IR	IR	IR	IR	IR	IR	PS	PS	PS	PS	PS	PS	PS	PS	PS	PS	PS	0	0%	
	Dallas Goedert	71	61	45	74	70	70	42	59	50	IR	IR	IR	IR	IR	67	53	73	735	62%	
	Jack Stoll	28	20	37	33	30	32	30	23	11	55	64	54	47	58	16	10	26	574	49%	
	Grant Calcaterra	IA	IA	17	11	10	7	12	7	7	19	23	28	39	29	7	0	11	227	19%	
	Tyree Jackson	PUP	PUP	PUP	PUP	PUP	PUP	PUP	PUP	PUP	PUP	9	5	8	9	3	IR	IR	IR	34	3%
	Noah Togiai	11	1	PS	PS	PS	PS	PS	PS	PS	PS	PS	PS	PS	PS	PS	PS	PS	PS	12	1%
OFFENSIVE LINE	Jason Kelce	77	73	70	82	70	71	46	65	50	68	80	64	63	73	71	55	73	1,151	98%	
	Isaac Seumalo	77	73	70	62	73	71	46	65	50	68	80	67	63	73	71	55	73	1,137	96%	
	Landon Dickerson	77	73	59	82	26	68	50	65	50	68	76	64	68	73	71	55	71	1,096	93%	
	Jordan Mailata	77	73	70	6	IA	71	53	65	50	68	80	73	68	73	71	55	73	1,026	87%	
	Lane Johnson	77	73	70	82	73	37	46	65	50	68	80	64	56	73	60	IA	IA	974	83%	
	Jack Driscoll	0	0	0	76	73	34	11	0	0	0	0	9	12	0	11	55	73	354	30%	
	Sua Opetia	0	0	11	20	47	3	11	IA	IA	IA	IA	IA	IA	IA	IA	IA	X	92	8%	
	Andre Dillard	IR	IR	IR	IR	IR	0	11	0	0	0	4	15	5	0	0	0	2	37	3%	
	Cam Jurgens	0	0	0	0	3	0	11	1	0	0	2	11	5	1	0	0	1	35	3%	
	Josh Sills	IA	IA	IA	IA	0	IA	IA	IA	IA	IA	IA	IA	IA	IA	IA	DNP	DNP	0	0%	
	Brett Toth	PUP	PUP	PUP	PUP	PUP	PUP	PUP	PUP	PUP	PUP	PUP	PUP	PUP	PUP	PUP	PUP	PUP	PUP	0	0%

DEFENSE		@Det	Min	@Was	Jax	@Ari	Dal	Pit	@Hou	Was	@Ind	GB	Ten	@NYG	@Chi	@Dal	NO	NYG	Snaps	Pct	
<b>TOTAL PLAYS</b>		<b>69</b>	<b>61</b>	<b>77</b>	<b>47</b>	<b>69</b>	<b>67</b>	<b>76</b>	<b>60</b>	<b>83</b>	<b>65</b>	<b>49</b>	<b>55</b>	<b>64</b>	<b>59</b>	<b>73</b>	<b>69</b>	<b>63</b>	<b>1,106</b>		
DEFENSIVE LINE	Fletcher Cox	39	40	36	35	48	50	44	42	70	48	31	27	29	40	50	45	39	713	65%	
	Javon Hargrave	38	38	41	33	46	48	46	41	66	47	31	28	31	37	55	45	41	712	64%	
	Josh Sweat	49	35	47	31	46	43	42	35	36	36	29	27	30	44	50	7	IA	587	53%	
	Brandon Graham	29	29	27	20	33	29	13	23	34	29	21	18	29	16	29	51	44	474	43%	
	Milton Williams	33	22	38	13	22	18	30	24	38	18	18	25	24	11	13	26	22	395	36%	
	Marlon Tuipulotu	29	18	34	12	22	18	36	26	37	IR	IR	IR	IR	IR	IR	IR	IR	232	21%	
	Jordan Davis	22	21	24	17	29	22	19	IR	IR	IR	IR	6	15	14	9	18	8	224	20%	
	Linval Joseph	X	X	X	X	X	X	X	X	X	26	30	13	19	32	36	21	12	189	17%	
	Ndamukong Suh	X	X	X	X	X	X	X	X	X	17	18	25	29	19	22	22	24	176	16%	
	Robert Quinn	X	X	X	X	X	X	20	7	22	10	11	IA	IR	IR	IR	IR	18	88	8%	
	Tarron Jackson	IA	6	9	0	12	IA	PS	PS	PS	PS	PS	PS	PS	PS	PS	PS	PS	27	2%	
	Marvin Wilson	PS	PS	PS	PS	PS	PS	PS	PS	19	PS	PS	PS	X	PS	PS	PS	PS	19	2%	
	Derek Barnett	12	IR	IR	IR	IR	IR	IR	IR	IR	IR	IR	IR	IR	IR	IR	IR	IR	12	1%	
Noah Ellis	NFI	NFI	NFI	NFI	NFI	NFI	NFI	NFI	NFI	NFI	NFI	NFI	NFI	NFI	NFI	NFI	NFI	NFI	0	0%	
Janarius Robinson	X	IA	IA	IA	IA	IA	IR	IR	IR	IR	IR	IR	IA	IA	IA	IA	IR	0	0%		
LB	T.J. Edwards	69	56	74	45	66	65	75	56	78	63	49	43	48	57	69	65	63	1,041	94%	
	Kyzir White	51	45	60	36	39	59	57	53	62	56	33	40	36	41	50	66	60	844	76%	
	Haason Reddick	47	41	43	39	48	49	48	41	58	50	37	43	55	44	59	65	50	817	74%	
	Patrick Johnson	8	12	28	4	IA	15	26	14	18	5	2	12	14	15	8	18	14	213	19%	
	Nakobe Dean	3	0	0	0	0	0	0	1	0	0	0	15	12	0	1	2	0	34	3%	
	Christian Elliss	PS	PS	PS	PS	PS	PS	PS	PS	PS	PS	PS	PS	10	12	0	0	0	22	2%	
	Kyron Johnson	0	0	2	0	0	0	0	6	0	0	0	0	10	0	0	IA	0	18	2%	
	Shaun Bradley	0	0	0	0	0	0	0	0	0	0	0	0	0	IA	0	0	0	0	0%	
	Marcus Epps	69	61	77	47	69	67	76	60	83	65	49	45	45	64	59	73	69	63	1,096	99%
	James Bradberry	67	61	77	47	69	67	76	59	83	65	49	45	45	52	59	72	67	63	1,078	97%
	Darius Slay	67	49	61	3	69	67	76	59	83	65	46	45	52	59	72	67	63	1,003	91%	
	C.J. Gardner-Johnson	67	61	77	47	69	51	76	59	83	65	11	IR	IR	IR	IR	IR	IR	63	729	66%
	Avonte Maddox	58	50	73	IA	IA	51	69	29	IR	IR	IR	IR	IR	49	59	19	IA	IA	457	41%
Josiah Scott	0	9	0	42	69	0	0	0	54	48	33	41	16	2	42	32	0	388	35%		
Reed Blankenship	IA	IA	IA	IA	0	IA	IA	0	0	2	35	55	18	IA	69	67	45	291	26%		
K'Von Wallace	2	5	3	2	3	18	1	12	6	0	3	10	46	41	5	6	1	164	15%		
Zech McPhearson	0	12	16	44	0	0	0	0	0	0	3	12	12	0	0	0	0	99	9%		
Josh Jobe	0	0	0	0	0	IA	IA	0	IA	IA	IA	IA	12	0	0	0	0	12	1%		
Andre Chachere	PS	PS	PS	0	0	0	PS	PS	0	0	0	0	10	PS	PS	PS	PS	10	1%		
Mario Goodrich	PS	PS	PS	PS	PS	PS	PS	PS	DNP	PS	PS	PS	PS	PS	PS	PS	PS	0	0%		
Jared Mayden	IR	IR	X	X	X	X	X	X	X	X	X	X	X	X	X	X	X	X	0	0%	



SPECIAL TEAMS	@Det	Min	@Was	Jax	@Ari	Dal	Pit	@Hou	Was	@Ind	GB	Ten	@NYG	@Chi	@Dal	NO	NYG	Snaps	Pct	
<b>TOTAL PLAYS</b>	<b>31</b>	<b>21</b>	<b>26</b>	<b>24</b>	<b>25</b>	<b>24</b>	<b>27</b>	<b>23</b>	<b>26</b>	<b>25</b>	<b>31</b>	<b>29</b>	<b>31</b>	<b>25</b>	<b>31</b>	<b>26</b>	<b>28</b>	<b>453</b>		
Zech McPhearson	25	16	21	11	21	20	22	19	23	22	24	23	23	21	25	24	22	362	80%	
Nakobe Dean	15	12	20	17	21	20	21	17	23	21	23	23	21	19	25	22	20	340	75%	
K'Von Wallace	23	16	21	19	21	20	22	19	23	17	22	18	16	5	25	17	19	323	71%	
Patrick Johnson	23	15	21	8	IA	20	21	17	23	20	15	23	21	19	25	23	21	315	70%	
Shaun Bradley	25	16	22	19	21	20	21	17	23	21	24	18	IA	20	25	22	IR	314	69%	
Kyron Johnson	18	15	20	14	17	16	18	14	18	16	20	21	3	16	IA	18	21	265	59%	
Zach Pascal	13	11	18	15	13	10	17	10	17	16	7	10	20	16	16	18	19	246	54%	
Josh Jobe	23	16	21	19	18	IA	IA	12	IA	IA	IA	IA	21	20	25	24	21	220	49%	
Jack Stoll	15	11	12	12	11	12	13	11	13	7	11	14	14	7	15	13	12	203	45%	
Jake Elliott	13	9	8	11	IA	10	11	9	7	7	15	12	18	10	13	5	13	171	38%	
Marcus Epps	14	5	6	9	9	10	11	10	9	10	15	8	13	11	15	7	8	170	38%	
Josiah Scott	15	11	15	7	5	12	19	IA	0	1	1	6	18	16	17	2	11	156	34%	
Andre Chachere	PS	PS	PS	16	14	20	PS	PS	23	22	23	23	PS	PS	PS	PS	PS	141	31%	
Rick Lovato	9	9	10	8	8	8	9	7	7	7	8	11	10	6	6	8	8	139	31%	
Britain Covey	4	5	8	7	8	6	8	8	9	4	2	7	12	6	1	6	7	108	24%	
Christian Elliss	PS	PS	PS	PS	PS	PS	PS	PS	PS	PS	PS	21	21	14	17	12	21	106	23%	
Arryn Siposs	9	9	11	8	8	8	9	7	7	7	8	11	4	IR	IR	IR	IR	106	23%	
Reed Blankenship	IA	IA	IA	IA	IA	13	IA	IA	11	13	16	11	5	0	IA	1	7	13	90	20%
Grant Calcaterra	IA	IA	4	4	1	0	8	8	3	5	13	9	8	8	4	4	6	85	19%	
Boston Scott	7	4	4	IA	IA	6	7	0	0	5	13	6	11	4	9	5	3	84	19%	
Jack Driscoll	6	5	4	5	4	4	5	4	3	3	7	6	8	4	6	2	6	82	18%	
Cam Jurgens	6	5	4	5	4	4	5	4	3	3	7	6	8	4	6	2	6	82	18%	
Isaac Seumalo	6	5	4	5	4	4	5	4	3	3	7	6	8	4	6	2	6	82	18%	
Jordan Davis	5	1	1	8	8	8	4	IR	IR	IR	IR	7	10	7	5	6	9	79	17%	
Landon Dickerson	6	5	4	5	2	4	5	4	3	3	6	6	8	4	6	2	6	79	17%	
Jordan Mailata	6	5	4	0	IA	0	5	4	3	3	7	6	8	4	6	2	6	69	15%	
Milton Williams	5	1	1	3	5	4	3	3	6	5	6	2	2	3	8	5	3	65	14%	
Brandon Graham	5	1	0	3	4	4	3	3	6	5	6	2	2	3	8	6	3	64	14%	
Andre Dillard	IR	IR	IR	IR	IR	4	2	4	3	3	7	6	8	4	6	2	6	55	12%	
Kenneth Gainwell	4	5	8	0	5	2	4	2	3	3	5	0	2	0	0	0	0	43	9%	
Josh Sweat	0	0	0	0	0	0	1	1	5	6	6	2	3	4	8	0	IA	36	8%	
Marlon Tuipulotu	3	1	1	8	6	4	3	3	6	IR	IR	IR	IR	IR	IR	IR	IR	35	8%	
Sua Opetia	6	5	4	5	4	4	5	IA	IA	IA	IA	IA	IA	IA	IA	IA	X	33	7%	
Javon Hargrave	0	0	0	0	0	0	3	2	0	6	6	0	1	1	6	6	0	31	7%	
Brett Kern	X	X	X	X	X	X	X	X	X	X	X	X	X	6	6	8	8	28	6%	
T.J. Edwards	7	0	1	2	4	0	0	1	0	1	1	0	4	1	0	1	1	24	5%	
Tyree Jackson	PUP	PUP	PUP	PUP	PUP	PUP	PUP	PUP	PUP	PUP	4	12	1	6	0	IR	IR	IR	23	5%
Avonte Maddox	2	0	1	IA	IA	0	2	8	IR	IR	IR	IR	2	2	0	IA	IA	17	4%	
Tarron Jackson	IA	2	1	6	4	IA	PS	PS	PS	PS	PS	PS	PS	PS	PS	PS	PS	13	3%	
Quez Watkins	6	2	1	0	0	0	0	0	1	0	1	0	0	1	0	0	1	13	3%	
Kyzir White	3	3	0	0	0	0	1	2	0	1	0	0	1	1	0	1	0	13	3%	
Noah Togiai	6	5	PS	PS	PS	PS	PS	PS	PS	PS	PS	PS	PS	PS	PS	PS	PS	11	2%	
Cameron Dicker	X	X	X	X	9	PS	X	X	X	X	X	X	X	X	X	X	X	9	2%	
DeVonta Smith	2	0	2	0	0	0	1	0	0	0	1	0	1	1	0	0	1	9	2%	
Fletcher Cox	0	0	0	0	0	0	1	2	0	1	0	0	1	1	0	1	0	7	2%	
Haason Reddick	0	0	0	0	0	0	0	2	0	1	0	0	1	1	0	2	0	7	2%	
A.J. Brown	2	0	1	0	0	0	0	0	0	0	1	0	1	1	0	0	0	6	1%	
Dallas Goedert	2	0	1	0	0	0	0	0	0	IR	IR	IR	IR	IR	0	0	1	4	1%	
Trey Sermon	IA	IA	IA	4	0	IA	IA	IA	IA	IA	IA	IA	IA	IA	IA	IA	IA	4	1%	
Josh Sills	IA	IA	IA	IA	4	IA	IA	IA	IA	IA	IA	IA	IA	IA	IA	DNP	DNP	4	1%	
Marvin Wilson	PS	PS	PS	PS	PS	PS	PS	3	PS	PS	PS	X	PS	PS	PS	PS	PS	3	1%	
Derek Barnett	2	IR	IR	IR	IR	IR	IR	IR	IR	IR	IR	IR	IR	IR	IR	IR	IR	2	1%	
C.J. Gardner-Johnson	0	0	0	0	0	0	1	0	0	0	0	IR	IR	IR	IR	IR	0	1	1%	
Robert Quinn	X	X	X	X	X	X	0	1	0	0	0	IA	IR	IR	IR	IR	0	1	1%	



PLAYOFF SNAP COUNTS

OFFENSE

	OFFENSE	NYG	SF	KC	Snaps	Pct
	<b>TOTAL PLAYS</b>	<b>70</b>	<b>74</b>	<b>75</b>	<b>219</b>	
QB	Jalen Hurts	67	68	75	210	96%
	Gardner Minshew	3	6	DNP	9	4%
	Ian Book	IA	IA	IA	0	0%
RB	Kenneth Gainwell	26	31	38	95	43%
	Miles Sanders	28	22	26	76	35%
	Boston Scott	16	22	13	51	23%
WR	Trey Sermon	IA	IA	IA	0	0%
	DeVonta Smith	67	67	74	208	95%
	A.J. Brown	51	62	66	179	82%
	Quez Watkins	22	42	42	106	48%
	Zach Pascal	24	23	21	68	31%
TE	Britain Covey	0	2	0	2	1%
	Greg Ward	PS	PS	IA	0	0%
	Dallas Goedert	67	65	71	203	93%
	Jack Stoll	37	24	23	84	38%
	Grant Calcaterra	12	10	1	23	11%
	Jordan Mailata	70	74	75	219	100%
	Isaac Seumalo	67	74	75	216	99%
	Jason Kelce	67	68	75	210	96%
	Lane Johnson	67	60	75	202	92%
	Landon Dickerson	65	61	75	201	92%
OFFENSIVE LINE	Andre Dillard	8	13	0	21	10%
	Jack Driscoll	3	14	0	17	8%
	Cam Jurgens	3	6	0	9	4%
	Josh Sills	IA	IA	X	0	0%

DEFENSE

	DEFENSE	NYG	SF	KC	Snaps	Pct
	<b>TOTAL PLAYS</b>	<b>52</b>	<b>46</b>	<b>55</b>	<b>153</b>	
DEFENSIVE LINE	Josh Sweat	34	29	45	108	64%
	Javon Hargrave	31	26	42	99	58%
	Fletcher Cox	28	24	45	97	53%
	Brandon Graham	12	20	18	50	33%
	Milton Williams	18	20	12	50	39%
	Ndamukong Suh	15	22	11	48	38%
	Jordan Davis	19	16	10	45	36%
	Linval Joseph	10	10	10	30	20%
	Robert Quinn	16	6	2	24	22%
	T.J. Edwards	47	42	55	144	91%
LB	Haason Reddick	36	29	46	111	66%
	Kyzir White	31	39	41	111	71%
	Patrick Johnson	7	9	0	16	16%
	Nakobe Dean	5	4	0	9	9%
	Christian Elliss	5	4	0	9	9%
DEFENSIVE BACKS	Kyron Johnson	IA	IA	IA	0	0%
	Marcus Epps	47	43	55	145	92%
	James Bradberry	47	42	55	144	91%
	C.J. Gardner-Johnson	47	42	55	144	91%
	Darius Slay	47	42	55	144	91%
	Avonte Maddox	IA	19	47	66	19%
	Reed Blankenship	48	7	1	56	56%
	K'Von Wallace	7	3	0	10	10%
	Josh Jobe	5	4	0	9	9%
	Zech McPhearson	5	4	0	9	9%
	Josiah Scott	5	IA	IA	5	5%
	Anthony Harris	IA	IA	IA	0	0%

SPECIAL TEAMS

	SPECIAL TEAMS	NYG	SF	KC	Snaps	Pct
	<b>TOTAL PLAYS</b>	<b>24</b>	<b>23</b>	<b>29</b>	<b>76</b>	
	Josh Jobe	18	18	23	59	78%
	Zech McPhearson	18	18	23	59	78%
	Christian Elliss	17	17	24	58	76%
	Nakobe Dean	16	17	24	57	75%
	Patrick Johnson	16	17	24	57	75%
	Reed Blankenship	12	17	24	53	70%
	Zach Pascal	16	16	17	49	64%
	K'Von Wallace	14	12	22	48	63%
	Jack Stoll	11	12	14	37	49%
	Jake Elliott	13	11	11	35	46%
	Jordan Davis	8	6	12	26	34%
	Rick Lovato	9	10	7	26	34%
	Boston Scott	2	8	13	23	30%
	Grant Calcaterra	6	6	8	20	26%
	Marcus Epps	7	7	6	20	26%
	Brett Kern	9	10	IA	19	25%
	Andre Dillard	6	5	5	16	21%
	Jack Driscoll	6	5	5	16	21%
	Cam Jurgens	6	5	5	16	21%
	Jordan Mailata	6	5	5	16	21%
	Isaac Seumalo	6	5	5	16	21%
	Landon Dickerson	6	4	5	15	20%
	Josiah Scott	13	IA	IA	13	17%
	T.J. Edwards	4	6	2	12	16%
	Milton Williams	2	1	9	12	16%
	Brandon Graham	2	2	7	11	14%
	Josh Sweat	2	2	7	11	14%
	Britain Covey	5	3	2	10	13%
	Kenneth Gainwell	4	3	1	8	11%
	Arryn Siposs	IR	IR	7	7	9%
	Haason Reddick	1	1	0	2	3%
	Fletcher Cox	0	1	0	1	1%
Javon Hargrave	0	1	0	1	1%	
Avonte Maddox	IA	1	0	1	1%	
DeVonta Smith	0	1	0	1	1%	
Ndamukong Suh	1	0	0	1	1%	
Kyzir White	1	0	0	1	1%	





# RECORD BOOK



[FRONT OFFICE & COACHING STAFF](#)

[PLAYER BIOS](#)

[2022 EAGLES STATISTICS](#)

[RECORD BOOK](#)

[ALL-TIME RESULTS](#)

[ALL-TIME ROSTERS](#)

[HONORS & HISTORY](#)


[YEAR-BY-YEAR STATISTICS](#)

[OFF THE FIELD](#)



SEASONS PLAYED

Rk	Player	Seasons
1t.	<b>Brandon Graham (DE) (2010-)</b>	14
	Chuck Bednarik (C/LB) (1949-62)	14
3t.	<b>Jason Kelce (C) (2011-)</b>	13
	Brian Dawkins (S) (1996-2008)	13
	Harold Carmichael (WR) (1971-83)	13
	Frank "Bucko" Kilroy (OL/DL) (1943-55)	13
	Vic Sears (DT) (1941-53)	13
8t.	<b>Fletcher Cox (DT) (2012-)</b>	12
	Jason Peters (T) (2009-20)	12
	David Akers (K) (1999-2010)	12
	Jerry Sisemore (T) (1973-84)	12
	Bobby Walston (WR/K) (1951-62)	12



CHUCK BEDNARIK

GAMES PLAYED

Rk	Player	Games
1.	David Akers (K) (1999-2010)	188
2.	Brian Dawkins (S) (1996-2008)	183
3.	Harold Carmichael (WR) (1971-83)	180
4.	<b>Brandon Graham (DE) (2010-)</b>	178
5.	<b>Jason Kelce (C) (2011-)</b>	176
6.	Brent Celek (TE) (2007-17)	175
7.	<b>Fletcher Cox (DT) (2012-)</b>	173
8.	Chuck Bednarik (C/LB) (1949-62)	169
9.	Tra Thomas (T) (1998-2008)	166
10.	Jon Dorenbos (LS) (2006-16)	162
11.	Randy Logan (S) (1973-83)	159
12.	Guy Morriss (C) (1973-83)	158
13.	Jerry Sisemore (T) (1973-84)	156
14.	Trent Cole (DE/LB) (2005-14)	155
15t.	Jason Peters (T) (2009-20)	148
	Donovan McNabb (QB) (1999-2009)	148
	Ken Clarke (DT) (1978-87)	148
	Bobby Walston (WR/K) (1951-62)	148
19.	Jon Runyan (T) (2000-08)	144
20.	Ron Jaworski (QB) (1977-86)	142

CONSECUTIVE GAMES PLAYED

Rk	Player	Games
1t.	Jon Dorenbos (LS) (2006-16)	162
	Harold Carmichael (WR) (1971-83)	162
3.	Randy Logan (S) (1973-83)	159
4.	Bobby Walston (WR/K) (1951-62)	148
5.	Jon Runyan (T) (2000-08)	144
6.	Ken Clarke (DT) (1977-87)	139
7.	Herman Edwards (DB) (1977-85)	135
8.	Frank LeMaster (LB) (1974-82)	129
9.	Sheldon Brown (CB) (2002-09)	128
10.	Jerry Sisemore (T) (1974-82)	127

CONSECUTIVE GAMES STARTED

Rk	Player	Games
1.	Jon Runyan (T) (2000-08)	144
2t.	<b>Jason Kelce (C) (2014-)</b>	139
	Herman Edwards (DB) (1977-85)	135
4.	Jerry Sisemore (T) (1974-82)	127
5.	Reggie White (DE) (1985-92)	120

GAMES PLAYED BY POSITION

QUARTERBACK

Rk	Player	Games
1.	Donovan McNabb (1999-2009)	148
2.	Ron Jaworski (1977-86)	142
3.	Randall Cunningham (1985-95)	122
4.	Norm Snead (1964-70)	85
5.	Sonny Jurgensen (1957-63)	83

OFFENSIVE LINE

Rk	Player	Games
1.	<b>Jason Kelce (2011-)</b>	176
2.	Chuck Bednarik (1949-62)	169
3.	Tra Thomas (1998-2008)	166
4.	Guy Morriss (1973-83)	158
5.	Jerry Sisemore (1973-84)	156

DEFENSIVE BACK

Rk	Player	Games
1.	Brian Dawkins (1996-2008)	183
2.	Randy Logan (1973-83)	159
3t.	Andre Waters (1984-93)	137
	Wes Hopkins (1983-93)	137
5.	Herman Edwards (1977-85)	135

RUNNING BACK

Rk	Player	Games
1.	Tom Woodeshick (1963-71)	111
2.	Brian Westbrook (2002-09)	107
3.	Keith Byars (1986-92)	105
4.	Wilbert Montgomery (1977-84)	100
5.	Duce Staley (1997-2003)	98

DEFENSIVE LINE

Rk	Player	Games
1.	<b>Brandon Graham (2010-)</b>	178
2.	<b>Fletcher Cox (2012-)</b>	173
3.	Trent Cole (2005-14)	155
4.	Ken Clarke (1978-87)	148
5.	Vic Sears (1941-53)	131

KICKER

Rk	Player	Games
1.	David Akers (1999-2010)	188
2.	Bobby Walston (1951-62)	148
3.	<b>Jake Elliott (2017-)</b>	96
4.	Sam Baker (1964-69)	82
5.	Tony Franklin (1979-83)	73

WIDE RECEIVER/TIGHT END

Rk	Player	Games
1.	Harold Carmichael (1971-83)	180
2.	Brent Celek (2007-17)	175
3.	Bobby Walston (1951-62)	148
4.	Pete Retzlaff (1956-66)	132
5.	Zach Ertz (2013-21)	122

LINEBACKER

Rk	Player	Games
1.	Chuck Bednarik (1949-62)	169
2.	William Thomas (1991-99)	140
3.	John Bunting (1972-82)	132
4.	Frank LeMaster (1974-82)	129
5.	Seth Joyner (1986-93)	120

PUNTER

Rk	Player	Games
1.	Donnie Jones (2013-17)	80
2.	Max Runager (1979-83, '89)	72
3.	Sean Landeta (1999-2002, '05)	65
4t.	Sav Rocca (2007-10)	64
	Tom Hutton (1995-98)	64
	Jeff Feagles (1990-93)	64



POINTS

Rk	Player	G	TD	XPM	XPA	FGM	FGA	2PT	Pts
1.	David Akers (1999-2010)	188	0	441	447	294	357	0	1,323
2.	Bobby Walston (WR/K) (1951-62)	148	46	365	383	80	157	0	881
3.	<b>Jake Elliott (2017-)</b>	<b>96</b>	<b>0</b>	<b>226</b>	<b>237</b>	<b>138</b>	<b>163</b>	<b>0</b>	<b>640</b>
4.	Sam Baker (1964-69)	82	0	205	213	90	153	0	475
5.	Harold Carmichael (WR) (1971-83)	180	79	0	0	0	0	0	474
6.	Steve Van Buren (B) (1944-51)	83	77	2	2	0	0	0	464
7.	Tony Franklin (1979-83)	73	0	172	182	80	128	0	412
8.	Brian Westbrook (RB) (2002-09)	107	68	0	0	0	0	1	410
9.	Tommy McDonald (FL) (1957-63)	88	67	0	0	0	0	0	402
10.	Paul McFadden (1984-87)	60	0	117	119	91	124	0	390
11.	Roger Ruzek (1989-93)	58	0	139	151	81	108	0	382
12.	Pete Pihos (E) (1947-55)	107	63	0	0	0	0	0	378
13.	Timmy Brown (B) (1960-67)	96	62	0	0	0	0	0	372
14.	Mike Quick (WR) (1982-90)	101	61	0	0	0	0	0	366
15.	Wilbert Montgomery (RB) (1977-84)	100	58	0	0	0	0	0	348
16.	Alex Henery (2011-13)	48	0	116	117	74	86	0	338
17.	LeSean McCoy (RB) (2009-14)	90	54	0	0	0	0	1	326
18t.	Tom Dempsey (1971-74)	47	0	84	90	66	108	0	282
	Pete Retzlaff (E) (1956-66)	132	47	0	0	0	0	0	282
20.	DeSean Jackson (WR) (2008-13, '19-20)	95	42	0	0	0	0	0	252

TOUCHDOWNS

Rk	Player	TD
1.	Harold Carmichael (WR) (1971-83).....	79
2.	Steve Van Buren (B) (1944-51).....	77
3.	Brian Westbrook (RB) (2002-09).....	68
4.	Tommy McDonald (FL) (1957-63).....	67
5.	Pete Pihos (E) (1947-55).....	63
6.	Timmy Brown (B) (1960-67).....	62
7.	Mike Quick (WR) (1982-90).....	61
8.	Wilbert Montgomery (RB) (1977-84).....	58
9.	LeSean McCoy (RB) (2009-14).....	54
10.	Pete Retzlaff (E) (1956-66).....	47

FIELD GOALS MADE

Rk	Player	FGM
1.	David Akers (1999-2010).....	294
2.	<b>Jake Elliott (2017-)</b> .....	<b>138</b>
3.	Paul McFadden (1984-87).....	91
4.	Sam Baker (1964-69).....	90
5.	Roger Ruzek (1989-93).....	81
6t.	Tony Franklin (1979-83).....	80
	Bobby Walston (WR/K) (1951-62).....	80
8.	Alex Henery (2011-13).....	74
9.	Tom Dempsey (1971-74).....	66
10.	Caleb Sturgis (2015-17).....	56

PATs MADE

Rk	Player	XPM
1.	David Akers (1999-2010).....	441
2.	Bobby Walston (WR/K) (1951-62).....	365
3.	<b>Jake Elliott (2017-)</b> .....	<b>226</b>
4.	Sam Baker (1964-69).....	205
5.	Tony Franklin (1979-83).....	172
6.	Cliff Patton (1946-50).....	160
7.	Roger Ruzek (1989-93).....	139
8.	Paul McFadden (1984-87).....	117
9.	Alex Henery (2011-13).....	116
10.	Roy Zimmerman (1943-46).....	89



DAVID AKERS

FIELD GOAL ATTEMPTS

Rk	Player	FGA
1.	David Akers (1999-2010).....	357
2.	<b>Jake Elliott (2017-)</b> .....	<b>163</b>
3.	Bobby Walston (WR/K) (1951-62).....	157
4.	Sam Baker (1964-69).....	153
5.	Tony Franklin (1979-83).....	128
6.	Paul McFadden (1984-87).....	124
7t.	Roger Ruzek (1989-93).....	108
	Tom Dempsey (1971-74).....	108
9.	Alex Henery (2011-13).....	86
10.	Caleb Sturgis (2015-17).....	66

PAT ATTEMPTS

Rk	Player	XPA
1.	David Akers (1999-2010).....	447
2.	Bobby Walston (WR/K) (1951-62).....	383
3.	<b>Jake Elliott (2017-)</b> .....	<b>237</b>
4.	Sam Baker (1964-69).....	213
5.	Tony Franklin (1979-83).....	182
6.	Cliff Patton (1946-50).....	166
7.	Roger Ruzek (1989-93).....	151
8.	Paul McFadden (1984-87).....	119
9.	Alex Henery (2011-13).....	117
10.	Roy Zimmerman (1943-46).....	98

FIELD GOAL PERCENTAGE

Rk	Player	FG%
1.	<b>Jake Elliott (2017-)</b> .....	<b>84.7</b>
2.	David Akers (1999-2010).....	82.4
3.	Roger Ruzek (1989-93).....	75.0
4.	Paul McFadden (1984-87).....	73.4
5.	Tony Franklin (1979-83).....	62.5

ALL-TIME SCORING

TDs by rushing.....	1,124
TDs by reception.....	1,729
TDs by INT return.....	105
TDs by kickoff return.....	29
TDs by punt return.....	33
TDs by fumble return.....	87
TDs by blocked punt.....	11
FGs made.....	1,420



POINTS

Rk	Player	TD	XPM	XPA	FGM	FGA	2PT	Pts
1.	Cody Parkey (2014)	0	54	54	<u>32</u>	36	0	<u>150</u>
2.	David Akers (2008)	0	45	45	33	<b>40</b>	0	<u>144</u>
3.	David Akers (2010)	0	<u>47</u>	<u>47</u>	32	38	0	<b>143</b>
4.	David Akers (2009)	0	43	45	<b>32</b>	<b>37</b>	0	<u>139</u>
5.	Caleb Sturgis (2016)	0	30	31	35	41	0	135
<b>6.</b>	<b>Jake Elliott (2021)</b>	<b>0</b>	<b>44</b>	<b>44</b>	<b>30</b>	<b>33</b>	<b>0</b>	<b>134</b>
7.	David Akers (2002)	0	43	43	30	34	0	133
8.	David Akers (2004)	0	41	42	<u>27</u>	<u>32</u>	0	<u>122</u>
9.	David Akers (2000)	0	34	36	29	33	0	121
10.	LeSean McCoy (RB) (2011)	<b>20</b>	0	0	0	0	0	120

Led NFL Led Conference

TOUCHDOWNS

Rk	Player	TD
1.	LeSean McCoy (2011).....	20
2.	Steve Van Buren (1945).....	18
3t.	Brian Westbrook (2008).....	14
	Terrell Owens (2004).....	14
	Wilbert Montgomery (1979).....	14
	Steve Van Buren (1947).....	14

FIELD GOALS MADE

Rk	Player	FGM
1.	Caleb Sturgis (2016).....	35
2.	David Akers (2008).....	33
3t.	Cody Parkey (2014).....	32
	David Akers (2010).....	32
	David Akers (2009).....	32

PATs MADE

Rk	Player	XPM
1.	Cody Parkey (2014).....	54
<b>2.</b>	<b>Jake Elliott (2022)</b> .....	<b>51</b>
3.	Cliff Patton (1948).....	50
4t.	David Akers (2006).....	48
	Tony Franklin (1980).....	48

CONSECUTIVE GAMES WITH TD

Rk	Player	Games
1.	LeSean McCoy (2011).....	9
2.	Steve Van Buren (1947).....	8
3t.	5x, last: Ricky Watters (1995).....	6

FIELD GOAL ATTEMPTS

Rk	Player	FGA
1.	Caleb Sturgis (2016).....	41
2t.	David Akers (2008).....	40
	Tom Dempsey (1973).....	40
4.	David Akers (2010).....	38
5t.	David Akers (2009).....	37
	Paul McFadden (1984).....	37

PAT ATTEMPTS

Rk	Player	XPA
1.	Cody Parkey (2014).....	54
<b>2.</b>	<b>Jake Elliott (2022)</b> .....	<b>53</b>
3.	Cliff Patton (1948).....	50
4t.	David Akers (2006).....	48
	Roger Ruzek (1990).....	48
	Tony Franklin (1980).....	48
	Bobby Walston (1953).....	48

FIELD GOAL PERCENTAGE

Rk	Player	FG%
<b>1.</b>	<b>Jake Elliott (2021)</b> .....	<b>90.9</b>
2t.	Cody Parkey (2014).....	88.9
	Alex Henery (2011).....	88.9
4.	David Akers (2002).....	88.2
5.	David Akers (2000).....	87.9

CONSECUTIVE PATs MADE

Rk	Player	XPM
1.	David Akers (2004-09).....	173
2.	David Akers (2001-04).....	153
3.	Cliff Patton (1947-49).....	84

CONSECUTIVE FIELD GOALS MADE

Rk	Player	FGM
1.	Alex Henery (2012).....	22
<b>2.</b>	<b>Jake Elliott (2018-19)</b> .....	<b>20</b>
3.	Caleb Sturgis (2016).....	18
<b>4t.</b>	<b>Jake Elliott (2021)</b> .....	<b>17</b>
	Cody Parkey (2014).....	17
	Alex Henery (2011-12).....	17
	David Akers (2009).....	17
	David Akers (2001).....	17
9t.	David Akers (2008).....	15
	David Akers (2004).....	15



JAKE ELLIOTT



CODY PARKEY





**POINTS**

Rk	Player	Pts
1.	Bobby Walston (WR/K) (10/17/54 at Washington).....	25
2t.	Brian Westbrook (RB) (11/27/08 vs. Cardinals).....	24
	Irving Fryar (WR) (10/20/96 vs. Dolphins).....	24
	Wilbert Montgomery (RB) (10/7/79 vs. Washington).....	24
	Wilbert Montgomery (RB) (9/10/78 at Washington).....	24
	Ben Hawkins (FL) (9/28/69 vs. Steelers).....	24
	Tommy McDonald (FL) (10/4/59 vs. Giants).....	24
	Clarence Peaks (B) (11/16/58 vs. Cardinals).....	24

**TOUCHDOWNS**

Rk	Player	TD
1t.	Brian Westbrook (RB) (11/27/08 vs. Cardinals).....	4
	Irving Fryar (WR) (10/20/96 vs. Dolphins).....	4
	Wilbert Montgomery (RB) (10/7/79 vs. Washington).....	4
	Wilbert Montgomery (RB) (9/10/78 at Washington).....	4
	Ben Hawkins (FL) (9/28/69 vs. Steelers).....	4
	Tommy McDonald (FL) (10/4/59 vs. Giants).....	4
	Clarence Peaks (B) (11/16/58 vs. Cardinals).....	4

**FIELD GOALS MADE**


Rk	Player	FGM
1.	Tom Dempsey (11/12/72 at Oilers).....	6
2t.	<b>Jake Elliott (1/8/23 vs. Giants).....</b>	<b>5</b>
	Cody Parkey (11/23/14 vs. Titans).....	5
	Alex Henery (10/6/13 at Giants).....	5
	David Akers (11/18/01 at Cowboys).....	5
	Gary Anderson (12/22/96 vs. Cardinals).....	5
	Gary Anderson (10/1/95 at Saints).....	5

**FIELD GOAL ATTEMPTS**

Rk	Player	FGA
1t.	Tom Dempsey (11/12/72 at Oilers).....	7
	Sam Baker (12/5/65 vs. Cowboys).....	7
3t.	Cody Parkey (11/23/14 vs. Titans).....	6
	David Akers (10/3/04 at Bears).....	6
	Tom Dempsey (10/7/73 at Bills).....	6

**LONGEST FIELD GOALS**

Rk	Player	Yds
1.	<b>Jake Elliott (9/24/17 vs. Giants).....</b>	<b>61</b>
2.	Tony Franklin (11/12/79 at Cowboys).....	59
3.	<b>Jake Elliott (10/10/21 at Panthers).....</b>	<b>58</b>
4.	David Akers (9/14/03 vs. Patriots).....	57
5t.	<b>Jake Elliott (1/1/23 vs. Saints).....</b>	<b>56</b>
	<b>Jake Elliott (11/11/18 vs. Cowboys).....</b>	<b>56</b>
7.	Caleb Sturgis (10/30/16 at Cowboys).....	55
8t.	<b>Jake Elliott (1/8/23 vs. Giants).....</b>	<b>54</b>
	<b>Jake Elliott (11/27/22 vs. Packers).....</b>	<b>54</b>
	<b>Jake Elliott (9/27/20 vs. Bengals).....</b>	<b>54</b>
	Cody Parkey (10/26/14 at Cardinals).....	54
	Tom Dempsey (12/12/71 vs. Cardinals).....	54
13t.	<b>Jake Elliott (10/13/19 at Vikings).....</b>	<b>53</b>
	<b>Jake Elliott (10/1/17 at Chargers).....</b>	<b>53</b>
	Caleb Sturgis (9/19/16 at Bears).....	53
	Caleb Sturgis (11/8/15 at Cowboys).....	53
	David Akers (9/30/07 at Giants).....	53
	David Akers (10/24/99 at Dolphins).....	53
	Roger Ruzek (12/9/90 at Dolphins).....	53



BOBBY WALSTON



PASSING YARDS

Rk	Player	G	Att	Cmp	Pct	Yds	Y/A	TD	INT	Lg	Rate
1.	Donovan McNabb (1999-2009)	148	4,746	2,801	59.0	32,873	6.9	216	100	91t	86.5
2.	Ron Jaworski (1977-86)	142	3,918	2,088	53.3	26,963	6.9	175	151	99t	74.0
3.	Randall Cunningham (1985-95)	122	3,362	1,874	55.7	22,877	6.8	150	105	95t	78.7
4.	Carson Wentz (2016-20)	68	2,492	1,562	62.7	16,811	6.7	113	50	73t	89.2
5.	Norm Snead (1964-70)	85	2,236	1,154	51.6	15,672	7.0	111	124	87t	67.7
6.	Tommy Thompson (1941-50)	88	1,396	723	51.8	10,240	7.3	90	100	75t	67.4
7.	Michael Vick (2009-13)	54	1,300	773	59.5	9,984	7.7	57	33	91t	87.7
8.	Sonny Jurgensen (1957-63)	83	1,107	602	54.4	9,639	8.7	76	73	84	79.1
9.	Nick Foles (2012-14, '17-18)	40	1,189	748	62.9	8,703	7.3	58	23	83t	93.2
10.	Bobby Thomason (1952-57)	68	1,113	556	50.0	8,124	7.3	57	80	67t	61.2
<b>11.</b>	<b>Jalen Hurts (2020-)</b>	<b>45</b>	<b>1,040</b>	<b>648</b>	<b>62.3</b>	<b>7,906</b>	<b>7.6</b>	<b>44</b>	<b>19</b>	<b>91</b>	<b>92.2</b>
12.	Norm Van Brocklin (1958-60)	36	998	542	54.3	7,497	7.5	55	51	91t	75.7
13.	Roman Gabriel (1973-77)	53	1,185	661	55.8	7,221	6.1	47	37	80t	74.2
14.	Adrian Burk (1951-56)	70	960	457	47.6	6,203	6.5	55	77	84t	54.4
15.	Rodney Peete (1995-98)	30	756	434	57.4	4,945	6.5	17	27	62	69.8
16.	Ty Detmer (1996-97)	21	645	372	57.7	4,478	6.9	22	19	57	78.2
17.	King Hill (1961-68)	71	635	325	51.2	4,308	6.8	29	51	92t	54.8
18.	Sam Bradford (2015)	14	532	346	65.0	3,725	7.0	19	14	78t	86.4
19.	Roy Zimmerman (1943-46)	41	435	190	43.7	3,219	7.4	30	43	75t	52.7
20.	Mark Sanchez (2014-15)	13	400	257	64.3	3,034	7.6	18	15	72	86.6

ATTEMPTS

Rk	Player	Att
1.	Donovan McNabb (1999-2009)	4,746
2.	Ron Jaworski (1977-86)	3,918
3.	Randall Cunningham (1985-95)	3,362
4.	Carson Wentz (2016-20)	2,492
5.	Norm Snead (1964-70)	2,236
6.	Tommy Thompson (1941-50)	1,396
7.	Michael Vick (2009-13)	1,300
8.	Nick Foles (2012-14, '17-18)	1,189
9.	Roman Gabriel (1973-77)	1,185
10.	Bobby Thomason (1952-57)	1,113

COMPLETIONS

Rk	Player	Cmp
1.	Donovan McNabb (1999-2009)	2,801
2.	Ron Jaworski (1977-86)	2,088
3.	Randall Cunningham (1985-95)	1,874
4.	Carson Wentz (2016-20)	1,562
5.	Norm Snead (1964-70)	1,154
6.	Michael Vick (2009-13)	773
7.	Nick Foles (2012-14, '17-18)	748
8.	Tommy Thompson (1941-50)	723
9.	Roman Gabriel (1973-77)	661
<b>10.</b>	<b>Jalen Hurts (2020-)</b>	<b>648</b>

COMPLETION %

Rk	Player	Pct
1.	Sam Bradford (2015)	65.0
2.	Nick Foles (2012-14, '17-18)	62.9
3.	Carson Wentz (2016-20)	62.7
<b>4.</b>	<b>Jalen Hurts (2020-)</b>	<b>62.3</b>
5.	Michael Vick (2009-13)	59.5
6.	Donovan McNabb (1999-2009)	59.0
7.	Ty Detmer (1996-97)	57.7
8.	Rodney Peete (1995-98)	57.4
9.	Roman Gabriel (1973-77)	55.8
10.	Randall Cunningham (1985-95)	55.7

YARDS/ATTEMPT

Rk	Player	Y/A
1.	Sonny Jurgensen (1957-63)	8.7
2.	Michael Vick (2009-13)	7.7
<b>3.</b>	<b>Jalen Hurts (2020-)</b>	<b>7.6</b>
4.	Norm Van Brocklin (1958-60)	7.5
5t.	Nick Foles (2012-14, '17-18)	7.3
	Bobby Thomason (1952-57)	7.3
	Tommy Thompson (1941-50)	7.3
8t.	Sam Bradford (2015)	7.0
	Norm Snead (1964-70)	7.0
10t.	Donovan McNabb (1999-2009)	6.9
	Ty Detmer (1996-97)	6.9

TOUCHDOWNS

Rk	Player	TD
1.	Donovan McNabb (1999-2009)	216
2.	Ron Jaworski (1977-86)	175
3.	Randall Cunningham (1985-95)	150
4.	Carson Wentz (2016-20)	113
5.	Norm Snead (1964-70)	111
6.	Tommy Thompson (1941-50)	90
7.	Sonny Jurgensen (1957-63)	76
8.	Nick Foles (2012-14, '17-18)	58
9t.	Michael Vick (2009-13)	57
	Bobby Thomason (1952-57)	57

TOUCHDOWN %

Rk	Player	TD%
1.	Sonny Jurgensen (1957-63)	6.9
2.	Tommy Thompson (1941-50)	6.4
3.	Adrian Burk (1951-56)	5.7
4.	Norm Van Brocklin (1958-60)	5.5
5.	Bobby Thomason (1952-57)	5.1
6.	Norm Snead (1964-70)	5.0
7.	Nick Foles (2012-14, '17-18)	4.9
8t.	Donovan McNabb (1999-2009)	4.6
	King Hill (1961-68)	4.6
10.	Carson Wentz (2016-20)	4.5

INTERCEPTIONS

Rk	Player	INT
1.	Ron Jaworski (1977-86)	151
2.	Norm Snead (1964-70)	124
3.	Randall Cunningham (1985-95)	105
4t.	Donovan McNabb (1999-2009)	100
	Tommy Thompson (1941-50)	100
6.	Bobby Thomason (1952-57)	80
7.	Adrian Burk (1951-56)	77
8.	Sonny Jurgensen (1957-63)	73
9t.	King Hill (1961-68)	51
	Norm Van Brocklin (1958-60)	51

INTERCEPTION %

Rk	Player	INT%
<b>1.</b>	<b>Jalen Hurts (2020-)</b>	<b>1.8</b>
2.	Nick Foles (2012-14, '17-18)	1.9
3.	Carson Wentz (2016-20)	2.0
4.	Donovan McNabb (1999-2009)	2.1
5.	Michael Vick (2009-13)	2.5
6.	Sam Bradford (2015)	2.6
7.	Ty Detmer (1996-97)	3.0
8t.	Roman Gabriel (1973-77)	3.1
	Randall Cunningham (1985-95)	3.1
10.	Rodney Peete (1995-98)	3.6

PASSER RATING

Rk	Player	Rate
1.	Nick Foles (2012-14, '17-18)	93.2
<b>2.</b>	<b>Jalen Hurts (2020-)</b>	<b>92.2</b>
3.	Carson Wentz (2016-20)	89.2
4.	Michael Vick (2009-13)	87.7
5.	Donovan McNabb (1999-2009)	86.5
6.	Sam Bradford (2015)	86.4
7.	Sonny Jurgensen (1957-63)	79.1
8.	Randall Cunningham (1985-95)	78.7
9.	Ty Detmer (1996-97)	78.2
10.	Norm Van Brocklin (1958-60)	75.7



PASSING YARDS

Rk	Player	Att	Cmp	Pct	Yds	Y/A	TD	INT	Lg	Rate
1.	Carson Wentz (2019)	607	388	63.9	4,039	6.7	27	7	53t	93.1
2.	Donovan McNabb (2008)	571	345	60.4	3,916	6.9	23	11	90t	86.4
3.	Donovan McNabb (2004)	469	300	64.0	3,875	8.3	31	8	80	104.7
4.	Randall Cunningham (1988)	560	301	53.8	3,808	6.8	24	16	80t	77.6
5.	Carson Wentz (2016)	607	379	62.4	3,782	6.2	16	14	73t	79.3
6.	Sam Bradford (2015)	532	346	65.0	3,725	7.0	19	14	78t	86.4
7.	Sonny Jurgensen (1961)	416	235	56.5	3,723	9.0	32	24	69	88.1
8.	<b>Jalen Hurts (2022)</b>	<b>460</b>	<b>306</b>	<b>66.5</b>	<b>3,701</b>	<b>8.0</b>	<b>22</b>	<b>6</b>	<b>68</b>	<b>101.6</b>
9.	Donovan McNabb (2009)	443	267	60.3	3,553	8.0	22	10	60t	92.9
10.	Ron Jaworski (1980)	451	257	57.0	3,529	7.8	27	12	56t	91.0

Led NFL Led Conference

ATTEMPTS

Rk	Player	Att
1t.	Carson Wentz (2019)	607
	Carson Wentz (2016)	607
3.	Donovan McNabb (2008)	571
4.	Donovan McNabb (2000)	569
5.	Randall Cunningham (1988)	560

COMPLETIONS

Rk	Player	Cmp
1.	Carson Wentz (2019)	388
2.	Carson Wentz (2016)	379
3.	Sam Bradford (2015)	346
4.	Donovan McNabb (2008)	345
5.	Donovan McNabb (2000)	330

COMPLETION %

Rk	Player	Pct
1.	Carson Wentz (2018)	69.6
2.	<b>Jalen Hurts (2022)</b>	<b>66.5</b>
3.	Sam Bradford (2015)	65.0
4.	Mark Sanchez (2014)	64.1
5t.	Nick Foles (2013)	64.0
	Donovan McNabb (2004)	64.0

YARDS/ATTEMPT

Rk	Player	Y/A
1.	Nick Foles (2013)	9.1
2.	Sonny Jurgensen (1961)	9.0
3.	Sonny Jurgensen (1962)	8.9
4.	Norm Van Brocklin (1960)	8.7
5.	Donovan McNabb (2006)	8.4

TOUCHDOWNS

Rk	Player	TD
1.	Carson Wentz (2017)	33
2.	Sonny Jurgensen (1961)	32
3.	Donovan McNabb (2004)	31
4.	Randall Cunningham (1990)	30
5.	Norm Snead (1967)	29

TOUCHDOWN %

Rk	Player	TD%
1.	Nick Foles (2013)	8.5
2.	Norm Van Brocklin (1960)	8.5
3.	Sonny Jurgensen (1961)	7.7
4.	Carson Wentz (2017)	7.5
5.	Bobby Thomason (1953)	6.9

FEWEST INTERCEPTIONS

Rk	Player	INT
1.	Nick Foles (2013)	2
2t.	Nick Foles (2012)	5
	Bubby Brister (1993)	5
4t.	<b>Jalen Hurts (2022)</b>	<b>6</b>
	Michael Vick (2010)	6
	Donovan McNabb (2006)	6
	Donovan McNabb (2002)	6

LONGEST PASSING PLAYS

Rk	Player	Yds
1.	Ron Jaworski to Mike Quick (11/10/1985 vs. Falcons)	99t
2.	Randall Cunningham to Fred Barnett (12/2/1990 at Bills)	95t
3.	Randall Cunningham to Herschel Walker (9/4/1994 at Giants)	93
4.	King Hill to Ben Hawkins (9/22/1968 vs. Giants)	92t
5t.	<b>Jalen Hurts to Quez Watkins (9/19/21 vs. 49ers)</b>	<b>91</b>
	Michael Vick to DeSean Jackson (12/12/2010 at Cowboys)	91t
	Donovan McNabb to Terrell Owens (10/30/2005 at Broncos)	91t
	Norm Van Brocklin to T. McDonald (10/5/1958 vs. Giants)	91t
9t.	Donovan McNabb to Hank Baskett (9/7/2008 vs. Rams)	90t
	Ron Jaworski to Mike Quick (10/28/1984 vs. Cardinals)	90t

NFL Record (tied)

INTERCEPTION %

Rk	Player	INT%
1.	Nick Foles (2013)	0.6
2t.	<b>Jalen Hurts (2022)</b>	<b>1.2</b>
	Carson Wentz (2019)	1.2
4.	Donovan McNabb (2007)	1.5
5t.	Carson Wentz (2017)	1.6
	Michael Vick (2010)	1.6

CONSECUTIVE COMPLETIONS

Rk	Player	Cmp
1.	Nick Foles (12/30/18 at Washington)	25
2.	Donovan McNabb (11/28/04 at Giants - 12/5/04 vs. Packers)	24
3.	Donovan McNabb (9/23/07 vs. Lions)	18
4t.	Carson Wentz (12/15/19 at Washington)	15
	Carson Wentz (10/21/18 vs. Panthers)	15
	Donovan McNabb (9/21/08 vs. Steelers)	15

NFL Record (tied) Most consecutive completions to start a game by Eagles QB

PASSER RATING

Rk	Player	Rate
1.	Nick Foles (2013)	119.2
2.	Donovan McNabb (2004)	104.7
3.	Carson Wentz (2018)	102.2
4.	Carson Wentz (2017)	101.9
5.	<b>Jalen Hurts (2022)</b>	<b>101.6</b>



PASSING YARDS

Rk	Player	Yds
1.	Nick Foles (12/23/18 vs. Texans)	471
2.	Donovan McNabb (12/5/04 vs. Packers)	464
3.	Donovan McNabb (11/15/09 at Chargers)	450
4.	Randall Cunningham (9/17/89 at Washington)	447
5.	Bobby Thomason (11/8/53 vs. Giants)	437
6.	Sonny Jurgensen (10/29/61 at Washington)	436
7t.	Nick Foles (12/15/13 at Vikings)	428
	Michael Vick (9/15/13 vs. Chargers)	428
9.	Sonny Jurgensen (12/16/62 at Cardinals)	419
10.	Michael Vick (10/2/11 vs. 49ers)	416
11.	Nick Foles (10/26/14 at Cardinals)	411
12.	Nick Foles (11/3/13 at Raiders)	406
13.	Sonny Jurgensen (12/17/61 at Lions)	403
14.	Randall Cunningham (10/2/89 at Bears)	401
15.	Vince Young (11/27/11 vs. Patriots)	400

ATTEMPTS

Rk	Player	Att
1t.	Nick Foles (10/26/14 at Cardinals)	62
	Randall Cunningham (10/2/89 at Bears)	62
3.	Carson Wentz (12/4/16 at Bengals)	60
4.	Donovan McNabb (11/16/08 at Bengals)	58
5.	Sonny Jurgensen (9/23/62 vs. Giants)	57

COMPLETIONS

Rk	Player	Cmp
1t.	Sam Bradford (12/26/15 vs. Washington)	37
	Mark Sanchez (12/20/14 at Washington)	37
3t.	Carson Wentz (12/4/16 at Bengals)	36
	Sam Bradford (9/14/15 at Falcons)	36
	Nick Foles (10/26/14 at Cardinals)	36

COMPLETION PERCENTAGE

Rk	Player	Pct
1.	Nick Foles (12/30/18 at Washington)	84.9
2.	Nick Foles (12/22/13 vs. Bears)	84.0
3.	Rodney Peete (9/15/96 vs. Lions)	83.3
4t.	Nate Sudfeld (12/31/17 vs. Cowboys)	82.6
	Jeff Garcia (11/26/06 at Colts)	82.6

YARDS PER ATTEMPT

Rk	Player	Y/A
1.	Sonny Jurgensen (11/25/62 vs. Cowboys)	16.3
2.	Sonny Jurgensen (11/26/61 vs. Cowboys)	15.3
3.	Donovan McNabb (9/23/07 vs. Lions)	14.7
4.	Nick Foles (11/3/13 at Raiders)	14.5
5.	Randall Cunningham (10/24/94 vs. Texans)	12.9

PASSER RATING

Rk	Player	Rate
1t.	Nick Foles (11/3/13 at Raiders)	158.3
	Donovan McNabb (9/23/07 vs. Lions)	158.3
3.	Donovan McNabb (10/11/09 vs. Buccaneers)	157.2
4.	Randall Cunningham (9/13/92 at Cardinals)	156.6
5.	Donovan McNabb (9/18/05 vs. 49ers)	155.4

TOUCHDOWNS

Rk	Player	TD
1t.	Nick Foles (11/3/13 at Raiders)	7
	Adrian Burk (10/17/54 at Washington)	7
3t.	Donovan McNabb (9/18/05 vs. 49ers)	5
	Donovan McNabb (12/5/04 vs. Packers)	5
	Randall Cunningham (9/17/89 at Washington)	5
	Norm Snead (9/28/69 vs. Steelers)	5
	Sonny Jurgensen (12/16/62 at Cardinals)	5
	Sonny Jurgensen (11/26/61 vs. Cowboys)	5
	Adrian Burk (11/28/54 vs. Washington)	5

NFL Record (tied)

400+ PASSING YARDS

400+ YARD PASSING GAMES, Career

Rk	Player	Games
1.	Nick Foles (2012-14, '17-18)	4
2t.	Michael Vick (2009-13)	3
	Randall Cunningham (1985-95)	3
	Sonny Jurgensen (1957-63)	3
5.	Donovan McNabb (1999-2009)	2

\*Includes playoff games\*

400+ YARD PASSING GAMES, Season

Rk	Player	Games
1t.	Nick Foles (2013)	2
	Randall Cunningham (1989)	2
	Sonny Jurgensen (1961)	2

\*Regular season only\*

300+ PASSING YARDS

300+ YARD PASSING GAMES, Career

Rk	Player	Games
1.	Donovan McNabb (1999-2009)	30
2.	Carson Wentz (2016-20)	19
3.	Randall Cunningham (1985-95)	13
4t.	Nick Foles (2012-14, '17-18)	12
	Ron Jaworski (1977-86)	12

\*Includes playoff games\*

300+ YARD PASSING GAMES, Season

Rk	Player	Games
1t.	Carson Wentz (2019)	5
	Carson Wentz (2018)	5
	Sam Bradford (2015)	5
	Donovan McNabb (2004)	5
	Sonny Jurgensen (1961)	5

\*Regular season only\*

CONSECUTIVE 300+ YARD PASSING GAMES

Rk	Player	Games
1t.	Sam Bradford (2015)	3
	Nick Foles (2014)	3
	Mark Sanchez (2014)	3
	Michael Vick (2011-12)	3
	Donovan McNabb (2005)	3

\*Regular season only\*





300+ YARD PASSING GAMES (TDs/INTs)

02/12/23..... <b>Jalen Hurts vs. Chiefs (L)</b> .....	<b>304 (1/0)</b>	12/20/09..... Donovan McNabb vs. 49ers (W).....	306 (1/2)
12/24/22..... Gardner Minshew at Cowboys (L).....	355 (2/2)	11/15/09..... Donovan McNabb at Chargers (L).....	450 (2/1)
12/18/22..... <b>Jalen Hurts at Bears (W)</b> .....	<b>315 (0/2)</b>	09/27/09..... Kevin Kolb vs. Chiefs (W).....	327 (2/0)
12/4/22..... <b>Jalen Hurts vs. Titans (W)</b> .....	<b>380 (3/0)</b>	09/20/09..... Kevin Kolb vs. Saints (L) - first NFL start.....	391 (2/3)
09/25/22..... <b>Jalen Hurts at Commanders (W)</b> .....	<b>340 (3/0)</b>	01/18/09..... <i>Donovan McNabb at Cardinals (L)</i> .....	<i>375 (3/1)</i>
09/19/22..... <b>Jalen Hurts vs. Vikings (W)</b> .....	<b>333 (1/1)</b>	01/04/09..... <i>Donovan McNabb at Vikings (W)</i> .....	<i>300 (1/1)</i>
10/03/21..... <b>Jalen Hurts vs. Chiefs (L)</b> .....	<b>387 (2/0)</b>	11/16/08..... Donovan McNabb at Bengals (T).....	339 (1/3)
09/27/21..... <b>Jalen Hurts at Cowboys (L)</b> .....	<b>326 (2/2)</b>	11/02/08..... Donovan McNabb at Seahawks (W).....	349 (2/1)
12/27/20..... <b>Jalen Hurts at Cowboys (L)</b> .....	<b>342 (1/2)</b>	09/07/08..... Donovan McNabb vs. Rams (W).....	361 (3/0)
12/20/20..... <b>Jalen Hurts at Cardinals (L)</b> .....	<b>338 (3/0)</b>	12/30/07..... Donovan McNabb vs. Bills (W).....	345 (1/1)
10/22/20..... Carson Wentz vs. Giants (W).....	359 (2/1)	11/25/07..... A.J. Feeley at Patriots (L).....	345 (3/3)
12/22/19..... Carson Wentz vs. Cowboys (W).....	319 (1/0)	10/28/07..... Donovan McNabb at Vikings (W).....	333 (1/0)
12/09/19..... Carson Wentz vs. Giants (W).....	325 (2/0)	09/23/07..... Donovan McNabb vs. Lions (W).....	381 (4/0)
12/01/19..... Carson Wentz at Dolphins (L).....	310 (3/1)	12/31/06..... A.J. Feeley vs. Falcons (W).....	321 (3/0)
10/13/19..... Carson Wentz at Vikings (L).....	306 (2/1)	12/04/06..... Jeff Garcia vs. Panthers (W).....	312 (3/0)
09/08/19..... Carson Wentz vs. Washington (W).....	313 (3/0)	10/22/06..... Donovan McNabb at Buccaneers (L).....	302 (3/3)
12/23/18..... Nick Foles vs. Texans (W).....	471 (4/1)	10/08/06..... Donovan McNabb vs. Cowboys (W).....	354 (2/0)
12/03/18..... Carson Wentz vs. Washington (W).....	306 (2/1)	09/17/06..... Donovan McNabb vs. Giants (L).....	350 (2/0)
11/11/18..... Carson Wentz vs. Cowboys (L).....	360 (2/1)	09/10/06..... Donovan McNabb at Texans (W).....	314 (3/1)
10/21/18..... Carson Wentz vs. Panthers (L).....	310 (2/0)	11/06/05..... Donovan McNabb at Washington (L).....	304 (1/1)
10/07/18..... Carson Wentz vs. Vikings (L).....	311 (2/0)	10/02/05..... Donovan McNabb at Chiefs (W).....	369 (3/1)
09/30/18..... Carson Wentz at Titans (L).....	348 (2/0)	09/25/05..... Donovan McNabb vs. Raiders (W).....	365 (2/1)
09/16/18..... Nick Foles at Buccaneers (L).....	334 (1/0)	09/18/05..... Donovan McNabb vs. 49ers (W).....	342 (5/0)
02/04/18..... <i>Nick Foles at Patriots (W)</i> .....	<i>373 (3/1)</i>	02/06/05..... <i>Donovan McNabb vs. Patriots (L)</i> .....	<i>357 (3/3)</i>
01/21/18..... <i>Nick Foles vs. Vikings (W)</i> .....	<i>352 (3/0)</i>	12/05/04..... Donovan McNabb vs. Packers (W).....	464 (5/0)
12/03/17..... Carson Wentz at Seahawks (L).....	348 (1/1)	11/15/04..... Donovan McNabb at Cowboys (W).....	345 (4/0)
10/08/17..... Carson Wentz vs. Cardinals (W).....	304 (4/1)	10/24/04..... Donovan McNabb at Browns (W).....	376 (4/1)
09/17/17..... Carson Wentz at Chiefs (L).....	333 (2/1)	09/26/04..... Donovan McNabb at Lions (W).....	356 (2/0)
09/10/17..... Carson Wentz at Washington (W).....	307 (2/1)	09/12/04..... Donovan McNabb vs. Giants (W).....	330 (4/0)
12/11/16..... Carson Wentz* vs. Washington (L).....	314 (1/1)	11/16/03..... Donovan McNabb vs. Giants (W).....	314 (2/0)
12/04/16..... Carson Wentz* at Bengals (L).....	308 (1/3)	11/02/03..... Donovan McNabb at Falcons (W).....	312 (1/0)
11/06/16..... Carson Wentz* at Giants (L).....	364 (0/2)	09/09/01..... Donovan McNabb vs. Rams (L).....	312 (2/1)
09/25/16..... Carson Wentz* vs. Steelers (W).....	301 (2/0)	12/10/00..... Donovan McNabb at Browns (W).....	390 (4/0)
01/03/16..... Sam Bradford at Giants (W).....	320 (2/1)	10/01/00..... Donovan McNabb vs. Falcons (W).....	311 (2/1)
12/26/15..... Sam Bradford vs. Washington (L).....	380 (1/0)	11/30/97..... Bobby Hoyer vs. Bengals (W).....	313 (4/1)
12/20/15..... Sam Bradford vs. Cardinals (L).....	361 (2/2)	11/24/96..... Ty Detmer at Cardinals (L).....	322 (0/1)
10/11/15..... Sam Bradford vs. Saints (W).....	333 (2/2)	11/10/96..... Ty Detmer vs. Bills (L).....	315 (2/1)
09/14/15..... Sam Bradford at Falcons (L).....	336 (1/2)	10/27/96..... Ty Detmer vs. Panthers (W).....	342 (1/1)
12/20/14..... Mark Sanchez at Washington (L).....	374 (2/1)	12/24/94..... Bubby Brister at Bengals (L).....	325 (1/0)
11/23/14..... Mark Sanchez vs. Titans (W).....	307 (1/2)	12/04/94..... Randall Cunningham vs. Cowboys (L).....	327 (2/1)
11/16/14..... Mark Sanchez at Packers (L).....	346 (2/2)	10/24/94..... Randall Cunningham vs. Oilers (W).....	310 (2/1)
11/10/14..... Mark Sanchez vs. Panthers (W).....	332 (2/0)	09/12/94..... Randall Cunningham vs. Bears (W).....	311 (3/0)
10/26/14..... Nick Foles at Cardinals (L).....	411 (2/2)	09/04/94..... Randall Cunningham at Giants (L).....	344 (2/0)
09/21/14..... Nick Foles vs. Washington (W).....	325 (3/0)	01/03/94..... Bubby Brister at 49ers (W).....	350 (3/1)
09/15/14..... Nick Foles at Colts (W).....	331 (1/1)	09/19/93..... Randall Cunningham vs. Washington (W).....	360 (3/2)
09/07/14..... Nick Foles vs. Jaguars (W).....	322 (2/1)	12/13/92..... Randall Cunningham at Seahawks (W).....	365 (0/1)
12/15/13..... Nick Foles at Vikings (L).....	428 (3/1)	11/10/91..... Jim McMahon at Browns (W).....	341 (3/1)
11/03/13..... Nick Foles at Raiders (W).....	406 (7/0)	12/18/89..... Randall Cunningham at Saints (L).....	306 (2/2)
09/15/13..... Michael Vick vs. Chargers (L).....	428 (2/0)	10/02/89..... Randall Cunningham at Bears (L).....	401 (1/4)
12/23/12..... Nick Foles* vs. Washington (L).....	345 (1/1)	09/17/89..... Randall Cunningham at Washington (W).....	447 (5/1)
12/09/12..... Nick Foles* at Buccaneers (W).....	381 (2/0)	12/31/88..... <i>Randall Cunningham at Bears (L)</i> .....	<i>407 (0/3)</i>
10/14/12..... Michael Vick vs. Lions (L).....	311 (2/2)	11/06/88..... Randall Cunningham vs. Rams (W).....	323 (3/0)
09/16/12..... Michael Vick vs. Ravens (W).....	371 (1/2)	10/10/88..... Randall Cunningham vs. Giants (W).....	369 (3/0)
09/09/12..... Michael Vick at Browns (W).....	317 (2/4)	11/29/87..... Randall Cunningham at Patriots (W).....	314 (2/1)
01/01/12..... Michael Vick vs. Washington (W).....	335 (3/1)	10/11/87..... Scott Tinsley at Cowboys (L).....	338 (3/0)
11/27/11..... Vince Young vs. Patriots (L).....	400 (1/1)	12/15/85..... Ron Jaworski at Chargers (L).....	334 (1/3)
10/09/11..... Michael Vick at Bills (L).....	315 (2/4)	12/01/85..... Ron Jaworski vs. Vikings (L).....	320 (2/1)
10/02/11..... Michael Vick vs. 49ers (L).....	416 (2/1)	11/03/85..... Ron Jaworski at 49ers (L).....	394 (1/3)
12/02/10..... Michael Vick vs. Texans (W).....	302 (2/1)	10/20/85..... Ron Jaworski vs. Cowboys (W).....	380 (1/0)
11/28/10..... Michael Vick at Bears (L).....	333 (2/1)	12/16/84..... Joe Pisarcik at Falcons (L).....	334 (1/0)
11/15/10..... Michael Vick at Washington (W).....	333 (4/0)	10/28/84..... Ron Jaworski vs. Cardinals (L).....	340 (2/3)
10/17/10..... Kevin Kolb vs. Falcons (W).....	326 (3/1)	11/27/83..... Ron Jaworski at Washington (L).....	333 (3/1)
12/27/09..... Donovan McNabb vs. Broncos (W).....	322 (3/1)	09/11/83..... Ron Jaworski vs. Washington (L).....	326 (1/2)



300+ YARD PASSING GAMES (TDs/INTs)

09/19/82	Ron Jaworski at Browns (W)	334 (2/1)
09/12/82	Ron Jaworski vs. Washington (L)	371 (2/0)
10/18/81	Ron Jaworski at Vikings (L)	330 (2/2)
12/21/80	Ron Jaworski at Cowboys (L)	331 (1/0)
11/09/80	Ron Jaworski at Saints (W)	323 (3/0)
12/16/73	Roman Gabriel at Washington (L)	302 (1/1)
12/02/73	Roman Gabriel at 49ers (L)	322 (2/1)
10/14/73	Roman Gabriel at Cardinals (W)	379 (3/0)
09/19/71	Pete Liske at Bengals (L)	301 (2/3)
09/28/69	Norm Snead vs. Steelers (W)	335 (5/1)
11/19/67	Norm Snead vs. Saints (W)	309 (4/2)
10/22/67	Norm Snead at Cardinals (L)	321 (2/2)
09/17/67	Norm Snead vs. Washington (W)	301 (2/0)
12/05/65	Norm Snead vs. Cowboys (L)	320 (0/1)
11/14/65	Norm Snead vs. Washington (W)	311 (0/1)
11/07/65	Norm Snead at Browns (L)	362 (3/2)
10/17/65	King Hill at Giants (L)	321 (3/4)
12/13/64	Norm Snead at Cardinals (L)	301 (3/2)
10/13/63	Sonny Jurgensen at Washington (W)	315 (4/2)
09/15/63	Sonny Jurgensen vs. Steelers (T)	322 (3/2)
12/16/62	Sonny Jurgensen at Cardinals (L)	419 (5/3)
11/25/62	Sonny Jurgensen vs. Cowboys (W)	342 (1/2)
09/23/62	Sonny Jurgensen vs. Giants (L)	396 (1/3)
12/17/61	Sonny Jurgensen at Lions (W)	403 (3/2)
12/10/61	Sonny Jurgensen vs. Giants (L)	367 (3/2)
11/26/61	Sonny Jurgensen vs. Cowboys (W)	351 (5/2)
10/29/61	Sonny Jurgensen at Washington (W)	436 (3/2)
10/01/61	Sonny Jurgensen vs. Cardinals (L)	399 (3/2)
11/16/58	Norm Van Brocklin vs. Cardinals (W)	318 (2/1)
10/01/55	Bobby Thomason vs. Washington (L)	349 (4/0)
11/28/54	Adrian Burk vs. Washington (W)	345 (5/1)
12/13/53	Bobby Thomason vs. Browns (W)	331 (3/0)
11/15/53	Bobby Thomason vs. Colts (W)	329 (3/5)
11/08/53	Bobby Thomason vs. Giants (W)	437 (4/1)
12/01/40	Davey O'Brien at Washington (L)	316 (1/0)

\* Rookie | *Playoff Game*



DONOVAN McNABB



CARSON WENTZ





RUSHING YARDS

Rk	Player	G	Att	Yds	Avg	Lg	TD
1.	LeSean McCoy (2009-14)	90	1,461	6,792	4.6	66t	44
2.	Wilbert Montgomery (1977-84)	100	1,465	6,538	4.5	90t	45
3.	Brian Westbrook (2002-09)	107	1,308	5,995	4.6	71t	37
4.	Steve Van Buren (1944-51)	83	1,320	5,860	4.4	70t	69
5.	Duce Staley (1997-2003)	98	1,200	4,807	4.0	64t	22
6.	Randall Cunningham (QB) (1985-95)	122	677	4,482	6.6	52t	32
7.	Ricky Watters (1995-97)	48	975	3,794	3.9	57	31
8.	Miles Sanders (2019-22)	57	739	3,708	5.0	82t	20
9.	Timmy Brown (1960-67)	96	850	3,703	4.4	61t	29
10.	Tom Woodeshick (1963-71)	111	831	3,563	4.3	57t	21
11.	Donovan McNabb (QB) (1999-2009)	148	573	3,249	5.7	54	28
12.	Tom Sullivan (1972-77)	80	871	3,135	3.6	37	17
13.	Clarence Peaks (1957-63)	83	786	2,927	3.7	57	19
14.	Keith Byars (1986-92)	105	750	2,672	3.6	52	17
15.	Billy Barnes (1957-61)	60	689	2,391	3.5	70t	20
16.	Herschel Walker (1992-94)	48	554	2,344	4.2	91t	14
17.	Anthony Toney (FB) (1986-90)	67	639	2,294	3.6	44	14
18.	Charlie Garner (1994-98)	66	495	2,261	4.6	55t	17
19.	Correll Buckhalter (2001-08)	74	476	2,155	4.5	64t	18
20.	Heath Sherman (1989-93)	76	537	2,130	4.0	37	10

ATTEMPTS

Rk	Player	Att
1.	Wilbert Montgomery (1977-84)	1,465
2.	LeSean McCoy (2009-14)	1,461
3.	Steve Van Buren (1944-51)	1,320
4.	Brian Westbrook (2002-09)	1,308
5.	Duce Staley (1997-2003)	1,200
6.	Ricky Watters (1995-97)	975
7.	Tom Sullivan (1972-77)	871
8.	Timmy Brown (1960-67)	850
9.	Tom Woodeshick (1963-71)	831
10.	Clarence Peaks (1957-63)	786

RUSHING AVERAGE

Rk	Player	Avg
1.	Randall Cunningham (QB) (1985-95)	6.6
2.	Donovan McNabb (QB) (1999-2009)	5.7
3.	Miles Sanders (2019-22)	5.0
4.	LeSean McCoy (2009-14)	4.7
5t.	Brian Westbrook (2002-09)	4.6
	Charlie Garner (1994-98)	4.6
7t.	Correll Buckhalter (2001-08)	4.5
	Wilbert Montgomery (1977-84)	4.5
9t.	Steve Van Buren (1944-51)	4.4
	Timmy Brown (1960-67)	4.4

TOUCHDOWNS

Rk	Player	TD
1.	Steve Van Buren (1944-51)	69
2.	Wilbert Montgomery (1977-84)	45
3.	LeSean McCoy (2009-14)	44
4.	Brian Westbrook (2002-09)	37
5.	Randall Cunningham (QB) (1985-95)	32
6.	Ricky Watters (1995-97)	31
7.	Timmy Brown (1960-67)	29
8.	Donovan McNabb (QB) (1999-2009)	28
9.	Jalen Hurts (2020-)	26
10.	Duce Staley (1997-2003)	22



LeSEAN MCCOY



STEVE VAN BUREN



RUSHING YARDS

Rk	Player	Att	Yds	Avg	Lg	TD
1.	LeSean McCoy (2013)	<b>314</b>	<b>1,607</b>	5.1	57t	9
2.	Wilbert Montgomery (1979)	338	1,512	4.5	62t	9
3.	Ricky Watters (1996)	<b>353</b>	1,411	4.0	56t	13
4.	Wilbert Montgomery (1981)	286	1,402	<u>4.9</u>	41	8
5.	Brian Westbrook (2007)	278	1,333	4.8	36	7
6.	LeSean McCoy (2014)	312	1,319	4.2	53	5
7.	LeSean McCoy (2011)	273	1,309	4.8	60	<b>17</b>
8t.	Duce Staley (1999)	325	1,273	3.9	29	4
	Ricky Watters (1995)	337	1,273	3.8	57	11
10.	Miles Sanders (2022)	259	1,269	4.9	40t	11
11.	Wilbert Montgomery (1978)	259	1,220	<u>4.7</u>	47	9
12.	Brian Westbrook (2006)	240	1,217	5.1	71t	7
13.	Steve Van Buren (1949)	<b>263</b>	<b>1,146</b>	4.4	41	<b>11</b>
14.	Ricky Watters (1997)	285	1,110	3.9	28	7
15.	LeSean McCoy (2010)	207	1,080	<u>5.2</u>	62	7
16.	Herschel Walker (1992)	267	1,070	4.0	38	8
17.	Duce Staley (1998)	258	1,065	4.1	64t	5
18.	Duce Staley (2002)	269	1,029	3.8	57	5
19.	Earnest Jackson (1985)	282	1,028	3.6	59	5
20.	Steve Van Buren (1947)	<b>217</b>	<b>1,008</b>	4.6	45	<b>13</b>

Led NFL Led Conference

ATTEMPTS

Rk	Player	Att
1.	Ricky Watters (1996)	353
2.	Wilbert Montgomery (1979)	338
3.	Ricky Watters (1995)	337
4.	Duce Staley (1999)	325
5.	LeSean McCoy (2013)	314

TOUCHDOWNS


Rk	Player	TD
1.	LeSean McCoy (2011)	17
2.	Steve Van Buren (1945)	15
3t.	<b>Jalen Hurts (QB) (2022)</b>	<b>13</b>
	Ricky Watters (1996)	13
	Steve Van Buren (1947)	13
6t.	Miles Sanders (2022)	11
	Ricky Watters (1995)	11
	Tom Sullivan (1974)	11
	Steve Van Buren (1949)	11
10t.	<b>Jalen Hurts (QB) (2021)</b>	<b>10</b>
	Steve Van Buren (1948)	10

LONGEST RUSHING PLAYS


Rk	Player	Yds
1.	Herschel Walker (11/27/94 at Falcons)	91t
2.	Wilbert Montgomery (12/19/82 vs. Oilers)	90t
3.	Brian Mitchell (10/1/00 vs. Falcons)	85t
4.	Miles Sanders (12/13/20 vs. Saints)	82t
5.	Swede Hanson (9/16/34 at Packers)	81t
6.	Leroy Harris (11/25/79 at Packers)	80
7.	Bosh Pritchard (10/23/49 vs. Washington)	77t
8t.	Miles Sanders (10/18/20 vs. Ravens)	74
	Miles Sanders (10/11/20 at Steelers)	74t
	Herman Hunter (11/24/85 at Cowboys)	74t

CONSECUTIVE GAMES WITH RUSHING TOUCHDOWN

Rk	Player	Games
1.	Steve Van Buren (1947)	8
2.	Ricky Watters (1995)	6
3t.	LeSean McCoy (2011)	5
	Steve Van Buren (1948)	5
5t.	Many times, last: Michael Vick (2010)	4



WILBERT MONTGOMERY



RICKY WATTERS





RUSHING YARDS

Rk	Player	Yds
1.	LeSean McCoy (12/8/13 vs. Lions).....	217
2.	Steve Van Buren (11/27/49 vs. Steelers).....	205
3.	Duce Staley (9/3/00 at Cowboys).....	201
4.	Wilbert Montgomery (11/4/79 vs. Browns).....	197
5.	Steve Van Buren (12/18/49 at Rams).....	196
6.	Wilbert Montgomery (1/11/81 vs. Cowboys).....	194
7.	Swede Hanson (11/6/34 vs. Reds).....	190
8.	Timmy Brown (11/7/65 at Browns).....	186
9.	LeSean McCoy (10/30/11 vs. Cowboys).....	185
10.	LeSean McCoy (9/9/13 at Washington).....	184

ATTEMPTS

Rk	Player	Att
1t.	Heath Sherman (10/6/91 at Buccaneers).....	35
	Heath Sherman (11/12/90 vs. Washington).....	35
	Steve Van Buren (11/20/49 vs. Bulldogs).....	35
4.	Earnest Jackson (11/17/85 at Cardinals).....	34
5t.	Brian Westbrook (12/7/08 at Giants).....	33
	Ricky Watters (12/10/95 vs. Cowboys).....	33
	Steve Van Buren (10/3/49 at Lions).....	33



BRIAN WESTBROOK



DUCE STALEY

TOUCHDOWNS

Rk	Player	TD
1t.	Jalen Hurts (QB) (12/18/22 at Bears).....	3
	Jalen Hurts (QB) (11/21/21 vs. Saints).....	3
	Boston Scott (12/29/19 at Giants).....	3
	LeSean McCoy (12/18/11 vs. Jets).....	3
	LeSean McCoy (9/19/10 at Lions).....	3
	Charlie Garner (10/8/95 vs. Washington).....	3
	Wilbert Montgomery (12/19/82 vs. Oilers).....	3
	Wilbert Montgomery (10/7/79 vs. Washington).....	3
	Wilbert Montgomery (9/10/78 at Washington).....	3
	Tom Sullivan (10/13/74 vs. Giants).....	3
	Clarence Peaks (11/16/58 vs. Cardinals).....	3
	Steve Van Buren (10/17/48 at Washington).....	3
	Steve Van Buren (12/14/47 vs. Packers).....	3
	Steve Van Buren (12/9/45 vs. Yanks).....	3

200+ RUSHING YARDS

200+ YARD RUSHING GAMES, Career

Rk	Player	Games
1t.	LeSean McCoy (2009-14).....	1
	Duce Staley (1997-2003).....	1
	Steve Van Buren (1944-51).....	1

100+ RUSHING YARDS

100+ YARD RUSHING GAMES, Career

Rk	Player	Games
1.	Wilbert Montgomery (1977-84).....	26
2.	LeSean McCoy (2009-14).....	23
3.	Brian Westbrook (2002-09).....	20
4.	Steve Van Buren (1944-51).....	19
5.	Duce Staley (1997-2003).....	13

\*Includes playoff games\*

100+ YARD RUSHING GAMES, Season

Rk	Player	Games
1.	Wilbert Montgomery (1981).....	8
2t.	LeSean McCoy (2013).....	7
	Wilbert Montgomery (1979).....	7
4t.	LeSean McCoy (2011).....	6
	Brian Westbrook (2007).....	6
	Brian Westbrook (2006).....	6
	Ricky Watters (1996).....	6
	Wilbert Montgomery (1978).....	6

\*Regular season only\*

CONSECUTIVE 100+ YARD RUSHING GAMES

Rk	Player	Games
1.	Steve Van Buren (1948).....	4
2t.	Brian Westbrook (2006).....	3
	Wilbert Montgomery (1981).....	3
	Wilbert Montgomery (1979).....	3
	Wilbert Montgomery (1978).....	3

\*Regular season only\*



100+ YARD RUSHING GAMES (TDs)

01/21/23.....	<b>Kenneth Gainwell vs. Giants (W)</b> .....	<b>112 (1)</b>	12/11/05.....	Ryan Moats* vs. Giants (L) (OT).....	114 (2)
12/11/22.....	Miles Sanders at Giants (W).....	144 (2)	11/27/05.....	Brian Westbrook vs. Packers (W).....	120 (1)
<b>11/27/22.....</b>	<b>Jalen Hurts vs. Packers (W)</b> .....	<b>157 (0)</b>	10/03/04.....	Brian Westbrook at Bears (W).....	119 (0)
	Miles Sanders vs. Packers (W).....	143 (2)	09/12/04.....	Brian Westbrook vs. Giants (W).....	119 (0)
10/02/22.....	Miles Sanders vs. Jaguars (W).....	134 (2)	01/11/04.....	Donovan McNabb (QB) vs. Packers (W).....	107 (0)
12/21/21.....	Miles Sanders vs. Washington (W).....	131 (0)	12/07/03.....	Correll Buckhalter vs. Cowboys (W).....	115 (1)
12/05/21.....	Miles Sanders at Jets (W).....	120 (0)	10/26/03.....	Correll Buckhalter vs. Jets (W).....	100 (2)
<b>12/13/20.....</b>	<b>Jalen Hurts* (QB) vs. Saints (W)</b> .....	<b>106 (0)</b>	12/08/02.....	Duce Staley at Seahawks (W).....	100 (1)
	Miles Sanders vs. Saints (W).....	115 (2)	11/17/02.....	Duce Staley vs. Cardinals (W).....	135 (0)
10/18/20.....	Miles Sanders vs. Ravens (L).....	118 (0)	10/28/02.....	Donovan McNabb (QB) vs. Giants (W).....	107 (1)
12/15/19.....	Miles Sanders* at Washington (W).....	122 (1)		Duce Staley vs. Giants (W).....	126 (0)
10/01/17.....	LeGarrette Blount at Chargers (W).....	136 (0)	10/20/02.....	Duce Staley vs. Buccaneers (W).....	152 (0)
12/18/16.....	Ryan Mathews at Ravens (L).....	128 (1)	10/06/02.....	Donovan McNabb (QB) at Jaguars (L).....	100 (1)
11/13/16.....	Ryan Mathews vs. Falcons (W).....	109 (2)	11/18/01.....	Duce Staley at Cowboys (W).....	102 (0)
10/19/15.....	DeMarco Murray vs. Giants (W).....	112 (1)	11/11/01.....	Duce Staley vs. Vikings (W).....	146 (1)
09/27/15.....	Ryan Mathews at Jets (W).....	108 (0)	10/07/01.....	Correll Buckhalter* vs. Cardinals (L).....	134 (0)
11/27/14.....	LeSean McCoy at Cowboys (W).....	159 (1)	11/26/00.....	Donovan McNabb (QB) at Washington (W).....	125 (1)
11/23/14.....	LeSean McCoy vs. Titans (W).....	130 (1)	10/01/00.....	Brian Mitchell vs. Falcons (W).....	105 (1)
11/02/14.....	LeSean McCoy at Texans (W).....	117 (0)	09/03/00.....	Duce Staley at Cowboys (W).....	201 (1)
10/12/14.....	LeSean McCoy vs. Giants (W).....	149 (0)	11/14/99.....	Duce Staley vs. Washington (W).....	122 (1)
12/29/13.....	LeSean McCoy at Cowboys (W).....	131 (0)	11/07/99.....	Duce Staley at Panthers (L).....	140 (1)
12/22/13.....	Bryce Brown vs. Bears (W).....	115 (1)	10/17/99.....	Duce Staley at Bears (W).....	101 (0)
	LeSean McCoy vs. Bears (W).....	133 (2)	10/10/99.....	Duce Staley vs. Cowboys (W).....	110 (0)
12/08/13.....	LeSean McCoy vs. Lions (W).....	217 (2)	09/12/99.....	Duce Staley vs. Cardinals (L).....	111 (1)
11/10/13.....	LeSean McCoy at Packers (W).....	155 (0)	12/13/98.....	Duce Staley vs. Cardinals (L).....	141 (1)
10/13/13.....	LeSean McCoy at Buccaneers (W).....	116 (0)	11/08/98.....	Charlie Garner vs. Lions (W).....	129 (1)
09/19/13.....	LeSean McCoy vs. Chiefs (L).....	158 (1)	12/21/97.....	Charlie Garner at Washington (L).....	115 (2)
09/09/13.....	LeSean McCoy at Washington (W).....	184 (1)	10/05/97.....	Ricky Watters vs. Washington (W).....	104 (2)
12/02/12.....	Bryce Brown* at Cowboys (L).....	169 (2)	09/15/97.....	Ricky Watters at Cowboys (L).....	106 (0)
11/26/12.....	Bryce Brown* vs. Panthers (L).....	178 (2)	12/01/96.....	Ricky Watters vs. Giants (W).....	104 (0)
11/05/12.....	LeSean McCoy at Saints (L).....	119 (0)	11/03/96.....	Ricky Watters at Cowboys (W).....	116 (1)
09/30/12.....	LeSean McCoy vs. Giants (W).....	123 (0)	10/20/96.....	Ricky Watters vs. Dolphins (W).....	173 (1)
09/09/12.....	LeSean McCoy at Browns (W).....	110 (0)	10/13/96.....	Ricky Watters at Giants (W).....	110 (0)
12/18/11.....	LeSean McCoy vs. Jets (W).....	102 (3)	09/22/96.....	Ricky Watters at Falcons (W).....	121 (2)
11/20/11.....	LeSean McCoy at Giants (W).....	113 (0)	09/15/96.....	Ricky Watters vs. Lions (W).....	153 (1)
10/30/11.....	LeSean McCoy vs. Cowboys (W).....	185 (2)	12/10/95.....	Ricky Watters vs. Cowboys (W).....	112 (1)
10/16/11.....	LeSean McCoy at Washington (W).....	126 (1)	11/26/95.....	Ricky Watters at Washington (W).....	124 (2)
09/25/11.....	LeSean McCoy vs. Giants (L).....	128 (1)	10/15/95.....	Ricky Watters at Giants (W).....	122 (1)
09/11/11.....	LeSean McCoy at Rams (W).....	122 (1)	10/08/95.....	Charlie Garner vs. Washington (W).....	120 (3)
12/19/10.....	Michael Vick (QB) at Giants (W).....	130 (1)		Ricky Watters vs. Washington (W).....	139 (0)
12/12/10.....	LeSean McCoy at Cowboys (W).....	149 (0)	10/09/94.....	Charlie Garner* vs. Washington (W).....	122 (0)
11/21/10.....	LeSean McCoy vs. Giants (W).....	111 (1)	10/02/94.....	Charlie Garner* at 49ers (W) - NFL debut.....	111 (2)
11/15/10.....	Jerome Harrison at Washington (W).....	109 (1)	01/03/93.....	<b>Heath Sherman at Saints (W)</b> .....	<b>105 (1)</b>
09/19/10.....	LeSean McCoy at Lions (W).....	120 (3)	12/27/92.....	Herschel Walker vs. Giants (W).....	104 (0)
09/12/10.....	Michael Vick (QB) vs. Packers (L).....	103 (0)	12/13/92.....	Herschel Walker at Seahawks (W).....	111 (1)
12/07/08.....	Brian Westbrook at Giants (W).....	131 (1)	12/06/92.....	Randall Cunningham (QB) vs. Vikings (W).....	121 (2)
11/27/08.....	Brian Westbrook vs. Cardinals (W).....	110 (2)	11/22/92.....	Heath Sherman at Giants (W).....	109 (1)
10/26/08.....	Brian Westbrook vs. Falcons (W).....	167 (2)	10/25/92.....	Herschel Walker vs. Cardinals (W).....	112 (0)
12/23/07.....	Brian Westbrook at Saints (W).....	100 (0)	09/13/92.....	Herschel Walker at Cardinals (W).....	115 (0)
12/09/07.....	Brian Westbrook vs. Giants (L).....	116 (0)	09/06/92.....	Herschel Walker vs. Saints (W).....	112 (0)
11/18/07.....	Brian Westbrook vs. Dolphins (W).....	148 (0)	11/23/90.....	Heath Sherman vs. Washington (W).....	124 (0)
11/11/07.....	Brian Westbrook at Washington (W).....	100 (1)	11/04/90.....	Randall Cunningham (QB) vs. Patriots (W).....	124 (1)
10/14/07.....	Brian Westbrook at Jets (W).....	120 (0)		Heath Sherman vs. Patriots (W).....	113 (0)
09/30/07.....	Correll Buckhalter at Giants (L).....	103 (0)	09/23/90.....	Anthony Toney at Rams (W).....	103 (0)
09/23/07.....	Brian Westbrook vs. Lions (W).....	110 (2)	12/27/87.....	Keith Byars vs. Bills (W).....	102 (0)
01/13/07.....	<b>Brian Westbrook at Saints (L)</b> .....	<b>116 (2)</b>	11/29/87.....	Anthony Toney at Patriots (W).....	123 (1)
01/07/07.....	<b>Brian Westbrook vs. Giants (W)</b> .....	<b>141 (1)</b>	12/07/86.....	Keith Byars* vs. Cardinals (T) (OT).....	127 (0)
12/25/06.....	Brian Westbrook at Cowboys (W).....	122 (0)	11/16/86.....	Randall Cunningham (QB) vs. Lions (L).....	110 (0)
11/26/06.....	Brian Westbrook at Colts (L).....	124 (1)	12/22/85.....	Earnest Jackson at Vikings (W).....	106 (2)
11/19/06.....	Brian Westbrook vs. Titans (L).....	102 (0)	11/17/85.....	Earnest Jackson at Cardinals (W).....	162 (1)
11/12/06.....	Brian Westbrook vs. Washington (W).....	113 (0)	10/13/85.....	Earnest Jackson vs. Cardinals (W).....	103 (0)
10/22/06.....	Brian Westbrook at Buccaneers (L).....	101 (0)	12/09/84.....	Wilbert Montgomery vs. Patriots (W).....	100 (1)
09/24/06.....	Brian Westbrook at 49ers (W).....	117 (2)	12/19/82.....	Wilbert Montgomery vs. Oilers (W).....	147 (3)





100+ YARD RUSHING GAMES (TDs)

12/20/81..... Wilbert Montgomery vs. Cardinals (W).....	108 (1)	10/25/59..... Bill Barnes at Cardinals (W).....	111 (2)
12/06/81..... Wilbert Montgomery at Washington (L).....	116 (0)	11/29/53..... Don Johnson* at Giants (L).....	121 (1)
11/22/81..... Wilbert Montgomery vs. Giants (L).....	102 (0)	11/15/53..... Don Johnson* vs. Colts (W).....	100 (2)
11/15/81..... Wilbert Montgomery vs. Colts (W).....	115 (0)	12/02/51..... Frank Ziegler at Washington (W).....	136 (0)
11/08/81..... Wilbert Montgomery at Cardinals (W).....	118 (0)	11/19/50..... Frank Ziegler vs. Cardinals (L).....	113 (0)
10/25/81..... Wilbert Montgomery vs. Buccaneers (W).....	119 (1)	11/12/50..... Steve Van Buren at Washington (W).....	108 (1)
09/17/81..... Wilbert Montgomery at Bills (W).....	125 (0)	10/15/50..... Toy Ledbetter* at Colts (W).....	107 (1)
09/13/81..... Wilbert Montgomery vs. Patriots (W).....	137 (0)	10/07/50..... Frank Ziegler vs. Rams (W).....	106 (1)
01/11/81..... <i>Wilbert Montgomery vs. Cowboys (W)</i> .....	194 (1)	12/18/49..... <i>Steve Van Buren at Rams (W)</i> .....	196 (0)
09/14/80..... Wilbert Montgomery at Vikings (W).....	169 (2)	11/27/49..... Steve Van Buren vs. Steelers (W).....	205 (0)
12/02/79..... Wilbert Montgomery vs. Lions (W).....	108 (1)	11/20/49..... Steve Van Buren vs. Bulldogs (W).....	174 (2)
11/25/79..... Leroy Harris at Packers (W).....	137 (0)	10/30/49..... Steve Van Buren at Steelers (W).....	103 (2)
11/18/79..... Wilbert Montgomery vs. Cardinals (W).....	118 (0)	10/23/49..... Bosh Pritchard vs. Washington (W0).....	128 (1)
11/12/79..... Wilbert Montgomery at Cowboys (W).....	127 (1)	10/03/49..... Steve Van Buren at Lions (W).....	135 (2)
11/04/79..... Wilbert Montgomery vs. Browns (L).....	197 (1)	11/21/48..... Steve Van Buren vs. Washington (W).....	171 (1)
10/14/79..... Wilbert Montgomery at Cardinals (W).....	117 (1)	11/14/48..... Steve Van Buren vs. Yanks (W).....	137 (0)
10/07/79..... Wilbert Montgomery vs. Washington (W).....	127 (3)	11/07/48..... Steve Van Buren at Giants (W0).....	143 (2)
09/23/79..... Wilbert Montgomery at Giants (W).....	126 (0)	10/31/48..... Steve Van Buren at Steelers (W).....	109 (1)
12/17/78..... Mike Hogan vs. Giants (W).....	100 (0)	11/02/47..... Steve Van Buren at Washington (W).....	138 (2)
..... Wilbert Montgomery vs. Giants (W).....	130 (2)	10/19/47..... Steve Van Buren at Steelers (L).....	133 (0)
12/03/78..... Wilbert Montgomery at Vikings (L).....	115 (1)	10/05/47..... Steve Van Buren vs. Giants (W).....	105 (0)
10/15/78..... Wilbert Montgomery vs. Washington (W).....	125 (1)	11/24/46..... Steve Van Buren vs. Washington (L).....	130 (0)
10/01/78..... Wilbert Montgomery at Colts (W).....	144 (1)	12/09/45..... Steve Van Buren vs. Yanks (W).....	100 (3)
09/24/78..... Wilbert Montgomery vs. Dolphins (W).....	111 (0)	12/02/45..... Steve Van Buren at Giants (L).....	100 (2)
09/17/78..... Wilbert Montgomery at Saints (W).....	104 (0)	11/18/45..... Steve Van Buren vs. Steelers (W).....	107 (2)
12/18/77..... Wilbert Montgomery* vs. Jets (W).....	103 (2)	11/11/45..... Steve Van Buren vs. Giants (W).....	129 (2)
10/09/77..... Herb Lusk at Giants (W).....	117 (2)	11/05/44..... Steve Van Buren* at Tigers (W).....	129 (2)
12/12/76..... Mike Hogan* vs. Seahawks (W).....	104 (0)	11/28/43..... Jack Hinkle at Washington (W).....	117 (1)
..... Tom Sullivan vs. Seahawks (W).....	121 (2)	11/21/43..... Jack Hinkle vs. Lions (W).....	132 (1)
09/27/76..... Mike Hogan* vs. Washington (L) (OT).....	100 (0)	11/15/42..... Bosh Pritchard* at Dodgers (W).....	104 (0)
11/25/73..... Tom Sullivan vs. Giants (W).....	156 (1)	09/13/36..... Swede Hanson vs. Giants (W).....	107 (0)
10/07/73..... Norm Bulaich at Bills (L).....	104 (0)	11/11/34..... Swede Hanson vs. Dodgers (L).....	118 (0)
..... Tom Sullivan at Bills (L).....	155 (0)	11/06/34..... Swede Hanson vs. Reds (W).....	190 (2)
09/23/73..... Tom Sullivan at Giants (T).....	100 (1)	09/16/34..... Swede Hanson at Packers (L).....	116 (1)
12/21/69..... Cyril Pinder at 49ers (L).....	128 (1)		
12/07/69..... Tom Woodeshick vs. Washington (L).....	102 (0)		
11/16/69..... Tom Woodeshick vs. Rams (L).....	130 (1)		
12/08/68..... Tom Woodeshick vs. Saints (W).....	122 (1)		
09/22/68..... Tom Woodeshick vs. Giants (L).....	129 (1)		
10/29/67..... Tom Woodeshick vs. Cowboys (W).....	101 (1)		
10/08/67..... Tom Woodeshick at Falcons (W).....	129 (1)		
12/18/66..... Tom Woodeshick at Washington (W).....	105 (2)		
12/04/66..... Jack Concannon (QB) vs. Steelers (W).....	129 (1)		
10/23/66..... Timmy Brown at Giants (W).....	100 (0)		
09/18/66..... Izzy Lang vs. Falcons (W).....	114 (1)		
11/28/65..... Timmy Brown at Cardinals (W).....	180 (1)		
11/07/65..... Timmy Brown at Browns (L).....	186 (1)		
11/22/64..... Earl Gros vs. Cardinals (L).....	103 (0)		
11/15/64..... Earl Gros at Cowboys (W).....	118 (0)		
10/18/64..... Ollie Matson at Giants (W).....	100 (2)		
10/11/64..... Timmy Brown at Washington (L).....	101 (2)		
10/04/64..... Timmy Brown vs. Steelers (W).....	116 (0)		
..... Earl Gros vs. Steelers (W).....	129 (0)		
11/25/62..... Timmy Brown vs. Cowboys (W).....	107 (2)		
10/23/60..... Clarence Peaks at Browns (W).....	102 (0)		
11/01/59..... Bill Barnes vs. Washington (W).....	163 (1)		

\* Rookie | *Playoff Game*



MILES SANDERS



RECEPTIONS

Rk	Player	G	Rec	Yds	Avg	Lg	TD
1.	Harold Carmichael (1971-83)	180	589	8,978	15.2	85t	79
2.	Zach Ertz (TE) (2013-21)	123	579	6,267	10.8	60	38
3.	Pete Retzlaff (TE) (1956-66)	132	452	7,412	16.4	84	47
4.	Brian Westbrook (RB) (2002-09)	107	426	3,790	8.9	62	29
5.	Brent Celek (TE) (2007-17)	175	398	4,998	12.6	73	31
6.	DeSean Jackson (2008-13, '19-20)	95	379	6,512	17.2	91t	35
7.	Pete Pihos (E) (1947-55)	107	373	5,619	15.1	66t	61
8.	Keith Byars (RB) (1986-92)	105	371	3,532	9.5	60	13
9.	Mike Quick (1982-90)	101	363	6,464	17.8	99t	61
10.	Jeremy Maclin (2009-14)	75	343	4,771	13.9	83t	36
11.	Bobby Walston (WR/K) (1951-62)	148	311	5,363	17.2	75t	46
12.	Fred Barnett (1990-95)	81	308	4,634	15.0	95t	28
13.	LeSean McCoy (RB) (2009-14)	90	300	2,282	7.6	70	10
14.	Jason Avant (2006-13)	116	297	3,646	12.3	58	12
15.	Calvin Williams (1990-96)	93	295	3,840	13.0	80t	34
16.	Tommy McDonald (FL) (1957-63)	88	287	5,499	19.2	91t	66
17.	Duce Staley (RB) (1997-2003)	98	275	2,498	9.1	52t	10
18.	Wilbert Montgomery (RB) (1977-84)	100	266	2,447	9.2	53t	12
19.	Ben Hawkins (FL) (1966-73)	102	261	4,764	18.3	92t	32
20.	Jordan Matthews (WR) (2014-16, '18, '19)	62	249	3,006	12.1	78t	21

RECEIVING YARDS

Rk	Player	Yds
1.	Harold Carmichael (1971-83)	8,978
2.	Pete Retzlaff (E) (1956-66)	7,412
3.	DeSean Jackson (2008-13, '19-20)	6,512
4.	Mike Quick (1982-90)	6,464
5.	Zach Ertz (TE) (2013-21)	6,267
6.	Pete Pihos (E) (1947-55)	5,619
7.	Tommy McDonald (FL) (1957-63)	5,499
8.	Bobby Walston (WR/K) (1951-62)	5,363
9.	Brent Celek (TE) (2007-17)	4,998
10.	Jeremy Maclin (2009-14)	4,771
11.	Ben Hawkins (FL) (1966-73)	4,764
12.	Fred Barnett (1990-95)	4,634
13.	Calvin Williams (1990-96)	3,840
14.	Brian Westbrook (RB) (2002-09)	3,790
15.	Jason Avant (2006-13)	3,646
16.	Keith Byars (RB) (1986-92)	3,532
17.	Harold Jackson (1969-72)	3,493
18.	Charlie Smith (1974-81)	3,349
19.	Timmy Brown (B) (1960-67)	3,346
20.	Irving Fryar (1996-98)	3,067

RECEIVING AVERAGE


Rk	Player	Avg
1.	Tommy McDonald (FL) (1957-63)	19.2
2.	Ben Hawkins (FL) (1966-73)	18.3
3.	Mike Quick (1982-90)	17.8
4t.	DeSean Jackson (2008-13, '19-20)	17.2
	Bobby Walston (WR/K) (1951-62)	17.2
6.	Pete Retzlaff (E) (1956-66)	16.4
7.	Harold Jackson (1969-72)	16.3
8.	Charlie Smith (1974-81)	15.4
9.	Harold Carmichael (1971-83)	15.2
10.	Pete Pihos (E) (1947-55)	15.1

TOUCHDOWNS

Rk	Player	TD
1.	Harold Carmichael (1971-83)	79
2.	Tommy McDonald (FL) (1957-63)	66
3t.	Mike Quick (1982-90)	61
	Pete Pihos (E) (1947-55)	61
5.	Pete Retzlaff (E) (1956-66)	47
6.	Bobby Walston (WR/K) (1951-62)	46
7.	Zach Ertz (TE) (2013-21)	38
8.	Jeremy Maclin (2009-14)	36
9.	DeSean Jackson (2008-13, '19-20)	35
10.	Calvin Williams (1990-96)	34

CONSECUTIVE GAMES WITH RECEIVING TOUCHDOWN

Rk	Player	Games
1t.	Mike Quick (1985)	6
	Pete Pihos (1947-48)	6
3t.	5x, last: DeSean Jackson (2009)	5



HAROLD CARMICHAEL



ZACH ERTZ





RECEPTIONS

Rk	Player	Rec	Yds	Avg	Lg	TD
1.	Zach Ertz (TE) (2018)	116	1,163	10.0	34	8
2.	<b>DeVonta Smith (2022)</b>	<b>95</b>	<b>1,196</b>	<b>12.6</b>	<b>45</b>	<b>7</b>
3.	Brian Westbrook (RB) (2007)	90	771	8.6	57t	5
4t.	<b>A.J. Brown (2022)</b>	<b>88</b>	<b>1,496</b>	<b>17.0</b>	<b>78t</b>	<b>11</b>
	Zach Ertz (TE) (2019)	88	916	10.4	30	6
	Irving Fryar (1996)	88	1,195	13.6	42	11
7.	Irving Fryar (1997)	86	1,316	15.3	72t	6
8t.	Jordan Matthews (2015)	85	997	11.7	78t	8
	Jeremy Maclin (2014)	85	1,318	15.5	72	10
10.	DeSean Jackson (2013)	82	1,332	16.2	61t	9

Led NFL Led Conference



MIKE QUICK

RECEIVING YARDS

Rk	Player	Yds
1.	<b>A.J. Brown (2022)</b> .....	<b>1,496</b>
2.	Mike Quick (1983) .....	1,409
3.	DeSean Jackson (2013).....	1,332
4.	Jeremy Maclin (2014).....	1,318
5.	Irving Fryar (1997).....	1,316
6.	Ben Hawkins (FL) (1967).....	1,265
7.	Mike Quick (1985).....	1,247
8.	Terrell Owens (2004) .....	1,200
9.	<b>DeVonta Smith (2022)</b> .....	<b>1,196</b>
10.	Irving Fryar (1996).....	1,195
11.	Pete Retzlaff (TE) (1965).....	1,190
12.	Zach Ertz (TE) (2018).....	1,163
13.	DeSean Jackson (2009).....	1,156
14.	Tommy McDonald (FL) (1962).....	1,146
15.	Tommy McDonald (FL) (1961).....	1,144
16.	Fred Barnett (1994).....	1,127
17t.	Harold Carmichael (1973).....	1,116
	Harold Jackson (1969).....	1,116
19.	Kevin Curtis (2007).....	1,110
20.	Fred Barnett (1992).....	1,083
21.	Harold Carmichael (1978).....	1,072
22.	DeSean Jackson (2010).....	1,056
23.	Mike Quick (1984).....	1,052
24.	Pete Pihos (E) (1953).....	1,049
25.	Harold Jackson (1972).....	1,048

TOUCHDOWNS

Rk	Player	TD
1.	Terrell Owens (2004).....	14
2t.	Mike Quick (1983).....	13
	Tommy McDonald (FL) (1961).....	13
	Tommy McDonald (FL) (1960).....	13
5t.	<b>A.J. Brown (2022)</b> .....	<b>11</b>
	Irving Fryar (1996).....	11
	Cris Carter (1989).....	11
	Mike Quick (1987).....	11
	Mike Quick (1985).....	11
	Harold Carmichael (1979).....	11
	Bobby Walston (WR/K) (1954).....	11
	Pete Pihos (E) (1948).....	11
13t.	Jeremy Maclin (2014).....	10
	Jeremy Maclin (2010).....	10
	Calvin Williams (1993).....	10
	Ben Hawkins (FL) (1967).....	10
	Pete Retzlaff (TE) (1965).....	10
	Tommy McDonald (FL) (1962).....	10
	Tommy McDonald (FL) (1959).....	10
	Pete Pihos (E) (1954).....	10
	Pete Pihos (E) (1953).....	10

300-100-100 PERFORMANCES IN SAME GAME

Date	300+ Yard Passer (Yds)	100+ Yard Rusher (Yds)	100+ Yard Receiver (Yds)
9/23/07 vs. Lions	Donovan McNabb (381)	Brian Westbrook (110)	Kevin Curtis (221) Brian Westbrook (111)
10/22/06 at Buccaneers	Donovan McNabb (302)	Brian Westbrook (101)	Brian Westbrook (113) Torrance Small (122)
10/1/00 vs. Falcons	Donovan McNabb (311)	Brian Mitchell (105)	Fred Barnett (161)
12/13/92 at Seahawks	Randall Cunningham (365)	Herschel Walker (111)	Mike Quick (121)
11/29/87 at Patriots	Randall Cunningham (314)	Anthony Toney (123)	Pete Retzlaff (151)
11/7/65 at Browns	Norm Snead (362)	Timmy Brown (186)	Pete Retzlaff (113)
11/25/62 vs. Cowboys	Sonny Jurgensen (342)	Timmy Brown (107)	Tommy McDonald (108)
11/15/53 vs. Colts	Bobby Thomason (329)	Don Johnson (100)	Pete Pihos (118) Bobby Walston (110)



RECEPTIONS

Rk	Player	Rec
1.	Zach Ertz (TE) (12/20/14 at Washington)	15
2t.	Zach Ertz (TE) (11/11/18 vs. Cowboys)	14
	Brian Westbrook (RB) (11/4/07 vs. Cowboys)	14
	Don Looney (E) (12/1/40 at Washington)	14
5t.	Zach Ertz (TE) (1/1/17 vs. Cowboys)	13
	Zach Ertz (TE) (12/26/15 vs. Washington)	13
	Jeremy Maclin (9/18/11 at Falcons)	13
8t.	Zach Ertz (TE) (12/24/19 vs. Seahawks)	12
	Zach Ertz (TE) (12/23/18 vs. Texans)	12
	Jeremy Maclin (10/26/14 at Cardinals)	12
	LeSean McCoy (RB) (10/3/10 vs. Washington)	12
	Brian Westbrook (RB) (11/19/06 vs. Titans)	12
	Keith Byars (RB) (9/30/90 vs. Colts)	12
	Keith Jackson (TE) (11/19/89 vs. Vikings)	12
	Keith Jackson (TE) (9/17/89 at Washington)	12
	John Spagnola (TE) (10/6/85 at Saints)	12
	Harold Carmichael (10/14/73 at Cardinals)	12

RECEIVING YARDS

Rk	Player	Yds
1.	Tommy McDonald (FL) (12/10/61 vs. Giants)	237
2.	Kevin Curtis (9/23/07 vs. Lions)	221
3.	DeSean Jackson (12/12/10 at Cowboys)	210
4.	Pete Retzlaff (TE) (11/14/65 vs. Washington)	204
5.	Bud Grant (E) (12/7/52 vs. Texans)	203
6.	Timmy Brown (B) (12/16/62 at Cardinals)	199
7.	Ben Hawkins (FL) (10/22/67 at Cardinals)	197
8.	DeSean Jackson (12/15/13 at Vikings)	195
9.	Harold Jackson (10/11/70 at Giants)	194
10t.	DeSean Jackson (9/15/13 vs. Chargers)	193
	Fred Barnett (9/13/92 at Cardinals)	193

TOUCHDOWNS

Rk	Player	TD
1t.	Irving Fryar (10/20/96 vs. Dolphins)	4
	Ben Hawkins (FL) (9/28/69 vs. Steelers)	4
3t.	<b>24x, last: A.J. Brown (10/30/22 vs. Steelers)</b>	<b>3</b>



DESEAN JACKSON

200+ RECEIVING YARDS

200+ YARD RECEIVING GAMES, Career

Rk	Player	Games
1t.	DeSean Jackson (2008-13, '19-20)	1
	Kevin Curtis (2007-09)	1
	Pete Retzlaff (TE) (1956-66)	1
	Tommy McDonald (FL) (1957-63)	1
	Bud Grant (E) (1951-52)	1

150+ RECEIVING YARDS

150+ YARD RECEIVING GAMES, Career

Rk	Player	Games
1.	DeSean Jackson (2008-13, '19-20)	8
2t.	Jeremy Maclin (2009-14)	5
	Tommy McDonald (FL) (1957-63)	5
4t.	Fred Barnett (1990-95)	4
	Ben Hawkins (FL) (1966-73)	4

100+ RECEIVING YARDS

100+ YARD RECEIVING GAMES, Career

Rk	Player	Games
1.	Pete Retzlaff (TE) (1956-66)	23
2t.	DeSean Jackson (2008-13, '19-20)	21
	Mike Quick (1982-90)	21
	Harold Carmichael (1971-83)	21
5.	Tommy McDonald (FL) (1957-63)	17
6.	Fred Barnett (1990-95)	15
7t.	Jeremy Maclin (2009-14)	14
	Pete Pihos (E) (1947-55)	14
9t.	Ben Hawkins (FL) (1966-73)	13
	Harold Jackson (1969-72)	13

\*Includes playoff games\*

100+ YARD RECEIVING GAMES, Season

Rk	Player	Games
1.	Terrell Owens (2004)	7
2t.	Irving Fryar (1997)	6
	Mike Quick (1983)	6
4t.	<b>12x, last: DeVonta Smith (2022)</b>	<b>5</b>

\*Regular season only\*

CONSECUTIVE 100+ YARD RECEIVING GAMES

Rk	Player	Games
1t.	Terrell Owens (2004)	5
	Harold Jackson (1971-72)	5
3.	Mike Quick (1983)	4
4t.	<b>8x, last: DeVonta Smith (2022)</b>	<b>3</b>

\*Regular season only\*



100+ YARD RECEIVING GAMES (TDs)

02/12/23.....	<b>DeVonta Smith vs. Chiefs (L)</b> .....	<b>7, 100 (0)</b>	09/09/13.....	LeSean McCoy (RB) vs. Chargers (L).....	5, 114 (0)
01/01/23.....	<b>DeVonta Smith vs. Saints (L)</b> .....	<b>9, 115 (0)</b>	12/23/12.....	Jeremy Maclin vs. Washington (L).....	8, 116 (1)
12/24/22.....	<b>DeVonta Smith at Cowboys (L)</b> .....	<b>8, 113 (2)</b>	12/09/12.....	Jason Avant at Buccaneers (W).....	7, 133 (0)
	<b>A.J. Brown at Cowboys (L)</b> .....	<b>6, 103 (0)</b>		Jeremy Maclin at Buccaneers (W).....	9, 104 (1)
12/18/22.....	<b>A.J. Brown at Bears (W)</b> .....	<b>9, 181 (0)</b>	11/05/12.....	DeSean Jackson at Saints (L).....	3, 100 (1)
	<b>DeVonta Smith at Bears (W)</b> .....	<b>5, 126 (0)</b>	10/14/12.....	Jeremy Maclin vs. Lions (L).....	6, 130 (1)
12/04/22.....	<b>A.J. Brown vs. Titans (W)</b> .....	<b>8, 119 (2)</b>	09/16/12.....	Brent Celek (TE) vs. Ravens (W).....	8, 157 (0)
	<b>DeVonta Smith vs. Titans (W)</b> .....	<b>5, 102 (1)</b>		DeSean Jackson vs. Ravens (W).....	7, 114 (0)
11/03/22.....	<b>Dallas Goedert at Texans (W)</b> .....	<b>8, 100 (1)</b>	01/01/12.....	Jeremy Maclin vs. Washington (W).....	8, 105 (0)
10/30/22.....	<b>A.J. Brown vs. Steelers (W)</b> .....	<b>6, 156 (3)</b>	12/18/11.....	Brent Celek (TE) vs. Jets (W).....	5, 156 (1)
09/25/22.....	<b>DeVonta Smith at Commanders (W)</b> .....	<b>8, 169 (1)</b>	11/27/11.....	Jason Avant vs. Patriots (L).....	8, 110 (1)
09/11/22.....	<b>A.J. Brown at Lions (W)</b> .....	<b>10, 155 (0)</b>	10/16/11.....	Jeremy Maclin at Washington (W).....	5, 101 (0)
12/21/21.....	<b>Dallas Goedert vs. Washington (W)</b> .....	<b>7, 135 (0)</b>	10/09/11.....	Jason Avant at Bills (L).....	9, 139 (0)
12/05/21.....	<b>Dallas Goedert at Jets (W)</b> .....	<b>6, 105 (2)</b>	10/02/11.....	DeSean Jackson vs. 49ers (L).....	6, 171 (0)
11/07/21.....	<b>DeVonta Smith vs. Chargers (L)</b> .....	<b>5, 116 (1)</b>	09/18/11.....	Jeremy Maclin at Falcons (L).....	13, 171 (2)
10/03/21.....	<b>DeVonta Smith vs. Chiefs (L)</b> .....	<b>7, 122 (0)</b>	09/11/11.....	DeSean Jackson at Rams (W).....	6, 102 (1)
09/19/21.....	<b>Quez Watkins vs. 49ers (L)</b> .....	<b>2, 117 (0)</b>	12/12/10.....	DeSean Jackson at Cowboys (W).....	4, 210 (1)
10/11/20.....	Travis Fulgham at Steelers (L).....	10, 152 (1)	11/21/10.....	Jeremy Maclin vs. Giants (W).....	9, 120 (0)
09/13/20.....	<b>Dallas Goedert (TE) at Washington (L)</b> .....	<b>8, 101 (1)</b>	11/07/10.....	DeSean Jackson vs. Colts (W).....	7, 109 (1)
12/01/19.....	Alshon Jeffery at Dolphins (L).....	9, 137 (1)	10/17/10.....	Jeremy Maclin vs. Falcons (W).....	7, 159 (2)
11/03/19.....	Zach Ertz (TE) vs. Bears (W).....	9, 103 (1)	10/03/10.....	LeSean McCoy (RB) vs. Washington (L).....	12, 110 (0)
09/15/19.....	Nelson Agholor at Falcons (L).....	8, 107 (1)	09/26/10.....	DeSean Jackson at Jaguars (W).....	5, 153 (1)
09/08/19.....	DeSean Jackson vs. Washington (W).....	8, 154 (2)	09/19/10.....	DeSean Jackson at Lions (W).....	4, 135 (1)
12/23/18.....	Nelson Agholor vs. Texans (W).....	5, 116 (1)	01/09/10.....	<b>Jeremy Maclin* at Cowboys (L)</b> .....	<b>7, 146 (1)</b>
	Zach Ertz (TE) vs. Texans (W).....	12, 110 (2)	12/27/09.....	Brent Celek (TE) vs. Broncos (W).....	4, 121 (1)
12/16/18.....	Alshon Jeffery at Rams (W).....	8, 160 (0)	12/20/09.....	DeSean Jackson vs. 49ers (W).....	6, 140 (1)
11/11/18.....	Zach Ertz (TE) vs. Cowboys (L).....	14, 145 (2)	12/13/09.....	DeSean Jackson at Giants (W).....	6, 178 (1)
10/21/18.....	Zach Ertz (TE) vs. Panthers (L).....	9, 138 (0)	11/22/09.....	DeSean Jackson at Bears (W).....	8, 107 (1)
10/07/18.....	Zach Ertz (TE) vs. Vikings (L).....	10, 110 (1)	11/15/09.....	Jason Avant at Chargers (L).....	8, 156 (0)
09/30/18.....	Zach Ertz (TE) at Titans (L).....	10, 112 (0)	10/11/09.....	Jeremy Maclin* vs. Buccaneers (W).....	6, 142 (2)
	Alshon Jeffery at Titans (L).....	8, 105 (1)	09/27/09.....	Brent Celek (TE) vs. Chiefs (W).....	8, 104 (1)
02/04/18.....	<b>Corey Clement* (RB) at Patriots (W)</b> .....	<b>4, 100 (1)</b>		DeSean Jackson vs. Chiefs (W).....	6, 149 (1)
12/10/17.....	Torrey Smith at Rams (W).....	6, 100 (0)	09/20/09.....	Brent Celek (TE) vs. Saints (L).....	8, 104 (0)
12/03/17.....	Nelson Agholor at Seahawks (L).....	7, 141 (1)		DeSean Jackson vs. Saints (L).....	4, 101 (1)
11/26/17.....	Zach Ertz (TE) vs. Bears (W).....	10, 103 (1)	01/18/09.....	<b>Kevin Curtis at Cardinals (L)</b> .....	<b>4, 122 (0)</b>
01/01/17.....	Zach Ertz (TE) vs. Cowboys (W).....	13, 139 (2)	12/15/08.....	Jason Avant vs. Browns (W).....	5, 101 (0)
12/11/16.....	Zach Ertz (TE) vs. Washington (L).....	10, 112 (0)	11/02/08.....	Brent Celek (TE) at Seahawks (W).....	6, 131 (0)
09/25/16.....	Darren Sproles (RB) vs. Steelers (W).....	6, 128 (1)	09/15/08.....	DeSean Jackson* at Cowboys (L).....	6, 110 (0)
09/11/16.....	Jordan Matthews vs. Browns (W).....	7, 114 (1)	09/07/08.....	Hank Baskett vs. Rams (W).....	2, 102 (1)
01/03/16.....	Zach Ertz (TE) at Giants (W).....	9, 152 (0)		DeSean Jackson* vs. Rams (W) - NFL debut.....	6, 106 (0)
12/26/15.....	Zach Ertz (TE) vs. Washington (L).....	13, 122 (0)		Greg Lewis vs. Rams (W).....	5, 104 (0)
	Jordan Matthews vs. Washington (L).....	6, 104 (1)	12/02/07.....	Kevin Curtis vs. Seahawks (L).....	6, 111 (1)
12/20/15.....	Jordan Matthews vs. Cardinals (L).....	8, 159 (1)	10/28/07.....	Reggie Brown at Vikings (W).....	8, 105 (0)
11/15/15.....	Brent Celek (TE) vs. Dolphins (L).....	4, 134 (0)	10/14/07.....	Kevin Curtis at Jets (W).....	5, 121 (1)
11/08/15.....	Jordan Matthews at Cowboys (W).....	9, 133 (1)	09/23/07.....	Kevin Curtis vs. Lions (W).....	11, 221 (3)
09/14/15.....	Jordan Matthews at Falcons (L).....	10, 102 (0)		Brian Westbrook (RB) vs. Lions (W).....	5, 111 (1)
12/28/14.....	Jordan Matthews* at Giants (W).....	8, 105 (1)	01/13/07.....	<b>Donté Stallworth at Saints (L)</b> .....	<b>3, 100 (1)</b>
12/20/14.....	Zach Ertz (TE) at Washington (L).....	15, 115 (0)	12/31/06.....	Hank Baskett* vs. Falcons (W).....	7, 177 (1)
11/27/14.....	Jeremy Maclin at Cowboys (W).....	8, 108 (0)	12/04/06.....	Donté Stallworth vs. Panthers (W).....	4, 111 (1)
11/16/14.....	Jordan Matthews* at Packers (L).....	5, 107 (1)	11/12/06.....	Donté Stallworth vs. Washington (W).....	6, 139 (1)
11/10/14.....	Brent Celek (TE) vs. Panthers (W).....	5, 116 (0)	10/22/06.....	Brian Westbrook (RB) at Buccaneers (L).....	7, 113 (1)
	Jordan Matthews* vs. Panthers (W).....	7, 138 (2)	10/15/06.....	Reggie Brown at Saints (W).....	6, 121 (1)
11/02/14.....	Jeremy Maclin at Texans (W).....	6, 158 (2)	10/08/06.....	Hank Baskett* vs. Cowboys (W).....	3, 112 (1)
10/26/14.....	Jeremy Maclin at Cardinals (L).....	12, 187 (2)	09/24/06.....	Reggie Brown at 49ers (W).....	5, 106 (0)
09/21/14.....	Jeremy Maclin vs. Washington (W).....	8, 154 (1)	09/17/06.....	L.J. Smith (TE) vs. Giants (L) (OT).....	7, 111 (0)
09/15/14.....	Darren Sproles (RB) at Colts (W).....	7, 152 (0)	09/10/06.....	Donté Stallworth at Texans (W).....	6, 141 (1)
12/15/13.....	DeSean Jackson at Vikings (L).....	10, 195 (1)	10/30/05.....	Terrell Owens at Broncos (L).....	3, 154 (1)
11/10/13.....	Riley Cooper at Packers (W).....	3, 102 (2)	10/02/05.....	Terrell Owens at Chiefs (W).....	11, 171 (1)
11/03/13.....	Riley Cooper at Raiders (W).....	5, 139 (3)	09/25/05.....	Brian Westbrook (RB) vs. Raiders (W).....	6, 140 (1)
	DeSean Jackson at Raiders (W).....	5, 150 (1)	09/18/05.....	Terrell Owens vs. 49ers (W).....	5, 143 (2)
10/13/13.....	Riley Cooper at Buccaneers (W).....	4, 120 (1)		L.J. Smith (TE) vs. 49ers (W).....	9, 119 (1)
10/06/13.....	DeSean Jackson at Giants (W).....	7, 132 (1)	09/12/05.....	Terrell Owens at Falcons (L).....	7, 112 (0)
09/15/13.....	DeSean Jackson vs. Chargers (L).....	9, 193 (1)			





100+ YARD RECEIVING GAMES (TDs)


02/06/05..... Terrell Owens vs. Patriots (L).....	9, 122 (0)	10/02/89..... Cris Carter at Bears (L).....	8, 113 (0)
12/05/04..... Terrell Owens vs. Packers (W).....	8, 161 (1)	09/17/89..... Keith Byars (RB) at Washington (W).....	8, 130 (0)
Brian Westbrook (RB) vs. Packers (W).....	11, 156 (3)	Keith Jackson (TE) at Washington (W).....	12, 126 (3)
11/21/04..... Todd Pinkston vs. Washington (W).....	5, 106 (0)	09/10/89..... Mike Quick vs. Seahawks (W).....	6, 140 (1)
11/15/04..... Terrell Owens at Cowboys (W).....	6, 134 (3)	12/31/88..... Keith Byars (RB) at Bears (L).....	9, 103 (0)
10/31/04..... Terrell Owens vs. Ravens (W).....	8, 101 (1)	Keith Jackson* (TE) at Bears (L).....	7, 142 (0)
10/24/04..... Terrell Owens at Browns (W) (OT).....	4, 109 (2)	10/10/88..... Cris Carter vs. Giants (W).....	5, 162 (1)
Todd Pinkston at Browns (W) (OT).....	6, 100 (0)	09/18/88..... Mike Quick at Washington (L).....	4, 105 (1)
10/17/04..... Terrell Owens vs. Panthers (W).....	4, 123 (0)	12/20/87..... Mike Quick at Jets (W).....	6, 148 (2)
10/03/04..... Terrell Owens at Bears (W).....	8, 110 (1)	11/29/87..... Mike Quick at Patriots (W) (OT).....	5, 121 (2)
09/26/04..... Terrell Owens at Lions (W).....	6, 107 (1)	10/18/87..... Otis Grant at Packers (L) (OT).....	7, 135 (0)
12/21/03..... Todd Pinkston vs. 49ers (L) (OT).....	5, 121 (1)	10/11/87..... Kevin Bowman at Cowboys (L).....	5, 123 (1)
09/22/02..... Antonio Freeman vs. Cowboys (W).....	6, 118 (1)	12/07/86..... Mike Quick vs. Cardinals (T) (OT).....	5, 127 (0)
09/16/02..... James Thrash at Washington (W).....	6, 107 (1)	11/30/86..... Mike Quick at Raiders (W) (OT).....	8, 145 (3)
12/30/01..... James Thrash vs. Giants (W).....	7, 143 (1)	09/21/86..... Kenny Jackson vs. Broncos (L).....	5, 127 (1)
12/22/01..... Duce Staley (RB) at 49ers (L).....	9, 103 (0)	12/01/85..... Mike Quick vs. Vikings (L).....	8, 127 (1)
09/23/01..... James Thrash at Seahawks (W).....	10, 165 (2)	11/10/85..... Mike Quick vs. Falcons (W).....	3, 145 (1)
12/10/00..... Chad Lewis (TE) at Browns (W).....	5, 100 (0)	11/03/85..... Mike Quick at 49ers (L).....	6, 146 (1)
10/01/00..... Torrance Small vs. Falcons (W).....	4, 122 (1)	10/27/85..... Mike Quick vs. Bills (W).....	8, 117 (1)
10/31/99..... Torrance Small vs. Giants (L) (OT).....	4, 119 (1)	10/20/85..... Kenny Jackson vs. Cowboys (W).....	6, 134 (1)
11/30/97..... Irving Fryar vs. Bengals (W).....	7, 122 (0)	10/13/85..... Herman Hunter* (RB) vs. Cardinals (W).....	6, 120 (1)
11/23/97..... Irving Fryar vs. Steelers (W).....	7, 116 (1)	10/06/85..... John Spagnola (TE) at Saints (L).....	12, 124 (2)
11/10/97..... Irving Fryar vs. 49ers (L).....	9, 138 (0)	12/16/84..... Mike Quick at Falcons (L).....	7, 135 (1)
10/12/97..... Irving Fryar at Jaguars (L).....	10, 124 (3)	12/02/84..... John Spagnola (TE) vs. Cowboys (L).....	11, 114 (0)
09/28/97..... Irving Fryar at Vikings (L).....	9, 120 (1)	11/25/84..... Mike Quick at Cardinals (L).....	8, 107 (1)
09/07/97..... Irving Fryar vs. Packers (W).....	8, 125 (0)	11/04/84..... Mike Quick at Lions (T) (OT).....	5, 110 (1)
08/31/97..... Michael Timpson at Giants (L).....	9, 125 (0)	10/28/84..... Mike Quick vs. Cardinals (L).....	6, 170 (1)
11/24/96..... Irving Fryar at Cardinals (L).....	7, 131 (0)	09/02/84..... Mike Quick at Giants (L).....	8, 147 (1)
11/17/96..... Chris T. Jones vs. Washington (L).....	7, 103 (1)	12/18/83..... Harold Carmichael at Cardinals (L).....	5, 102 (0)
11/03/96..... Irving Fryar at Cowboys (W).....	9, 120 (1)	11/27/83..... Melvin Hoover at Washington (L).....	4, 128 (0)
10/27/96..... Irving Fryar vs. Panthers (W).....	7, 143 (0)	Mike Quick at Washington (L).....	5, 104 (2)
10/20/96..... Irving Fryar vs. Dolphins (W).....	8, 116 (4)	11/06/83..... Mike Quick vs. Cowboys (L).....	7, 120 (1)
09/15/96..... Chris T. Jones vs. Lions (W).....	9, 121 (1)	10/02/83..... Mike Quick at Falcons (W).....	4, 122 (1)
12/30/95..... Fred Barnett vs. Lions (W).....	8, 109 (1)	09/25/83..... Mike Quick vs. Cardinals (L).....	6, 133 (0)
12/17/95..... Calvin Williams vs. Cardinals (W).....	7, 105 (1)	09/18/83..... Mike Quick at Broncos (W).....	6, 152 (1)
11/12/95..... Fred Barnett vs. Broncos (W).....	7, 105 (0)	09/11/83..... Harold Carmichael vs. Washington (L).....	9, 108 (0)
12/24/94..... Calvin Williams at Bengals (L).....	6, 122 (0)	Mike Quick vs. Washington (L).....	4, 106 (1)
11/06/94..... Fred Barnett vs. Cardinals (W).....	11, 173 (2)	11/28/82..... Harold Carmichael at Washington (L).....	6, 109 (1)
10/24/94..... Fred Barnett vs. Oilers (W).....	5, 187 (1)	09/19/82..... Harold Carmichael at Browns (W).....	6, 100 (0)
10/02/94..... Calvin Williams at 49ers (W).....	9, 122 (0)	11/08/81..... Harold Carmichael at Cardinals (W).....	5, 103 (2)
09/12/94..... Fred Barnett vs. Bears (W).....	8, 102 (0)	11/01/81..... Harold Carmichael vs. Cowboys (L).....	5, 151 (1)
01/03/94..... James Joseph (RB) at 49ers (W) (OT).....	6, 109 (0)	10/18/81..... Harold Carmichael at Vikings (L).....	8, 109 (1)
12/19/93..... Calvin Williams at Colts (W).....	6, 105 (1)	Wilbert Montgomery (RB) at Vikings (L).....	10, 143 (1)
12/12/93..... Herschel Walker (RB) vs. Bills (L).....	11, 109 (0)	12/14/80..... Charlie Smith vs. Cardinals (W).....	7, 134 (0)
11/28/93..... Herschel Walker (RB) at Washington (W).....	10, 103 (0)	11/09/80..... Charlie Smith at Saints (W).....	9, 137 (0)
09/19/93..... Calvin Williams vs. Washington (W).....	8, 181 (3)	11/02/80..... Charlie Smith at Seahawks (W).....	5, 109 (1)
01/03/93..... Fred Barnett at Saints (W).....	4, 102 (2)	09/28/80..... Harold Carmichael at Cardinals (L).....	5, 108 (0)
12/13/92..... Fred Barnett at Seahawks (W) (OT).....	9, 161 (0)	09/07/80..... Harold Carmichael vs. Broncos (W).....	3, 135 (1)
09/20/92..... Fred Barnett vs. Broncos (W).....	5, 102 (1)	12/23/79..... Harold Carmichael vs. Bears (W).....	6, 111 (2)
Calvin Williams vs. Broncos (W).....	5, 108 (2)	09/10/79..... Harold Carmichael vs. Falcons (L).....	9, 127 (0)
09/13/92..... Fred Barnett at Cardinals (W).....	8, 193 (2)	12/24/78..... Charlie Smith at Falcons (L).....	7, 108 (0)
11/17/91..... Fred Barnett vs. Bengals (W).....	6, 108 (0)	12/03/78..... Harold Carmichael at Vikings (L).....	4, 115 (2)
11/10/91..... Fred Barnett at Browns (W).....	8, 146 (1)	11/19/78..... Harold Carmichael at Giants (W).....	5, 105 (0)
09/22/91..... Roy Green vs. Steelers (W).....	6, 114 (0)	10/29/78..... Harold Carmichael vs. Cardinals (L).....	7, 126 (1)
09/15/91..... Fred Barnett at Cowboys (W).....	7, 111 (1)	10/22/78..... Keith Krepfle (TE) at Cowboys (L).....	4, 100 (1)
09/01/91..... Keith Byars (RB) at Packers (W).....	8, 111 (1)	10/30/77..... Harold Carmichael at Washington (L).....	4, 116 (1)
01/05/91..... Keith Jackson (TE) vs. Washington (L).....	5, 116 (0)	11/09/75..... Charlie Smith vs. Cardinals (L).....	7, 102 (0)
12/16/90..... Fred Barnett* vs. Packers (W).....	5, 108 (0)	12/08/74..... Charle Young (TE) at Giants (W).....	9, 103 (1)
12/02/90..... Fred Barnett* at Bills (L).....	2, 112 (1)	11/17/74..... Charle Young (TE) vs. Cardinals (L).....	7, 101 (0)
11/25/90..... Keith Byars (RB) vs. Giants (W).....	8, 128 (0)	12/16/73..... Harold Carmichael at Washington (L).....	4, 111 (0)
10/15/90..... Fred Barnett* vs. Vikings (W).....	4, 114 (1)	Charle Young* (TE) at Washington (L).....	5, 104 (1)
09/30/90..... Keith Byars (RB) vs. Colts (L).....	12, 133 (0)	12/09/73..... Harold Carmichael vs. Jets (W).....	5, 146 (1)
12/18/89..... Keith Byars (RB) at Saints (L).....	6, 109 (0)	12/02/73..... Charle Young* (TE) at 49ers (L).....	6, 112 (1)






100+ YARD RECEIVING GAMES (TDs)

11/18/73..... Charle Young* (TE) at Cowboys (L).....4, 113 (1)	11/29/64..... Pete Retzlaff (TE) at Browns (L).....5, 100 (1)
11/11/73..... Harold Carmichael vs. Falcons (L).....6, 105 (1)	11/08/64..... Pete Retzlaff (TE) at Rams (L).....6, 105 (0)
11/04/73..... Charle Young* (TE) vs. Patriots (W).....8, 108 (2)	10/25/64..... Bill Mack at Steelers (W).....3, 104 (1)
10/14/73..... Harold Carmichael at Cardinals (W).....12, 187 (2)	10/04/64..... Timmy Brown (RB) vs. Steelers (W).....2, 110 (2)
09/30/73..... Norm Bulaich vs. Washington (L).....6, 109 (1)	09/20/64..... Pete Retzlaff (TE) vs. 49ers (L).....8, 121 (1)
09/23/73..... Harold Carmichael at Giants (T).....5, 103 (1)	09/13/64..... Pete Retzlaff (TE) vs. Giants (W).....6, 139 (1)
12/17/72..... Harold Carmichael at Cardinals (L).....5, 100 (1)	10/13/63..... Tommy McDonald at Washington (W).....8, 139 (2)
11/26/72..... Harold Jackson at Giants (L).....5, 152 (1)	10/06/63..... Pete Retzlaff (TE) vs. Cowboys (W).....4, 107 (0)
10/02/72..... Harold Jackson vs. Giants (L).....9, 138 (0)	09/15/63..... Tommy McDonald vs. Steelers (T).....7, 179 (2)
09/24/72..... Harold Jackson vs. Browns (L).....7, 131 (1)	12/16/62..... Timmy Brown (RB) at Cardinals (L).....5, 199 (2)
09/17/72..... Harold Jackson at Cowboys (L).....9, 161 (0)	Tommy McDonald at Cardinals (L).....4, 162 (3)
12/19/71..... Harold Jackson at Giants (W).....7, 145 (1)	12/09/62..... Pete Retzlaff (TE) vs. Steelers (L).....7, 122 (2)
12/12/71..... Harold Jackson vs. Cardinals (W).....4, 109 (1)	12/02/62..... Pete Retzlaff (TE) at Washington (W).....8, 135 (1)
11/28/71..... Ben Hawkins vs. Washington (L).....7, 126 (0)	11/25/62..... Tommy McDonald vs. Cowboys (W).....3, 108 (1)
11/21/71..... Harold Jackson at Cardinals (W).....8, 117 (1)	Pete Retzlaff (TE) vs. Cowboys (W).....4, 113 (0)
09/19/71..... Ben Hawkins at Bengals (L).....7, 118 (2)	10/28/62..... Timmy Brown (RB) at Vikings (L).....5, 174 (1)
11/01/70..... Ben Hawkins at Cowboys (L).....2, 105 (1)	10/21/62..... Howard Cassady vs. Washington (L).....8, 133 (2)
10/11/70..... Harold Jackson at Giants (L).....7, 194 (2)	10/14/62..... Tommy McDonald at Cowboys (L).....7, 131 (0)
12/07/69..... Ben Hawkins vs. Washington (L).....4, 112 (0)	09/30/62..... Tommy McDonald vs. Browns (W).....6, 140 (1)
11/30/69..... Gary Ballman at Saints (L).....4, 119 (1)	09/23/62..... Timmy Brown (RB) vs. Giants (L).....9, 160 (1)
11/23/69..... Harold Jackson at Cardinals (W).....8, 127 (0)	09/16/62..... Pete Retzlaff (TE) vs. Cardinals (L).....4, 126 (0)
11/09/69..... Harold Jackson at Washington (T).....8, 112 (0)	12/17/61..... Pete Retzlaff (TE) at Lions (W).....9, 105 (1)
10/26/69..... Harold Jackson vs. Saints (W).....6, 105 (0)	12/10/61..... Tommy McDonald vs. Giants (L).....7, 237 (2)
10/19/69..... Harold Jackson at Cowboys (L).....3, 107 (1)	11/26/61..... Tommy McDonald vs. Cowboys (W).....5, 131 (3)
10/13/69..... Harold Jackson at Colts (L).....8, 138 (1)	11/05/61..... Tommy McDonald vs. Bears (W).....6, 109 (1)
10/05/69..... Gary Ballman vs. Cowboys (L).....5, 108 (0)	10/29/61..... Tommy McDonald at Washington (W).....7, 141 (1)
09/28/69..... Ben Hawkins vs. Steelers (W).....7, 145 (4)	Pete Retzlaff (TE) at Washington (W).....7, 125 (2)
11/10/68..... Fred Hill (TE) vs. Washington (L).....9, 114 (0)	10/01/61..... Tommy McDonald vs. Cardinals (L).....11, 187 (0)
10/27/68..... Ben Hawkins at Steelers (L).....7, 108 (0)	Bobby Walston vs. Cardinals (L).....2, 127 (0)
10/06/68..... Ben Hawkins at Washington (L).....6, 105 (1)	12/18/60..... Timmy Brown (RB) at Washington (W).....5, 128 (1)
09/29/68..... Ben Hawkins vs. Cowboys (L).....6, 103 (0)	Tommy McDonald at Washington (W).....2, 116 (2)
12/03/67..... Ben Hawkins at Washington (T).....5, 151 (2)	Pete Retzlaff (TE) at Washington (W).....5, 110 (1)
10/22/67..... Ben Hawkins at Cardinals (L).....6, 197 (1)	12/11/60..... Timmy Brown (RB) at Steelers (L).....3, 112 (1)
10/15/67..... Ben Hawkins vs. 49ers (L).....6, 150 (1)	12/04/60..... Pete Retzlaff (TE) at Cardinals (W).....5, 123 (1)
10/01/67..... Ben Hawkins vs. Steelers (W).....8, 187 (2)	11/20/60..... Bobby Walston at Giants (W).....6, 119 (0)
09/17/67..... Gary Ballman vs. Washington (W).....4, 105 (2)	11/06/60..... Tommy McDonald vs. Steelers (W).....8, 141 (3)
Ben Hawkins vs. Washington (W).....5, 100 (0)	10/09/60..... Pete Retzlaff (TE) vs. Cardinals (W).....7, 132 (2)
09/25/66..... Pete Retzlaff (TE) vs. Giants (W).....5, 120 (1)	12/06/59..... Tommy McDonald at Washington (W).....9, 153 (3)
12/05/65..... Ray Poage vs. Cowboys (L).....5, 142 (1)	11/15/59..... Pete Retzlaff (TE) vs. Cardinals (W).....5, 137 (1)
Pete Retzlaff (TE) vs. Cowboys (L).....6, 118 (0)	10/25/59..... Tommy McDonald at Cardinals (W).....3, 122 (2)
11/28/65..... Pete Retzlaff (TE) at Cardinals (W).....9, 148 (3)	10/04/59..... Tommy McDonald vs. Giants (W).....6, 133 (3)
11/14/65..... Pete Retzlaff (TE) vs. Washington (W).....7, 204 (0)	12/14/58..... Tommy McDonald at Washington (L).....4, 148 (0)
11/07/65..... Pete Retzlaff (TE) at Browns (L).....7, 151 (3)	11/16/58..... Bill Barnes (RB) vs. Cardinals (W).....7, 109 (0)
10/17/65..... Pete Retzlaff (TE) at Giants (L).....6, 133 (1)	10/26/58..... Pete Retzlaff (TE) at Packers (L).....6, 121 (0)
09/26/65..... Timmy Brown (RB) vs. Giants (L).....8, 106 (0)	10/14/56..... Bobby Walston at Steelers (W).....4, 108 (1)
09/19/65..... Timmy Brown (RB) vs. Cardinals (W).....7, 129 (1)	09/30/56..... Bobby Walston at Rams (L).....5, 115 (0)
12/13/64..... Pete Retzlaff (TE) at Cardinals (L).....6, 106 (1)	12/11/55..... Pete Pihos at Bears (L).....11, 114 (0)



PETE RETZLAFF



TOMMY McDONALD



100+ YARD RECEIVING GAMES (TDs)

12/04/55.....	Pete Pihos vs. Cardinals (W).....	10, 127 (1)
11/27/55.....	Pete Pihos vs. Rams (L).....	6, 103 (1)
11/13/55.....	Bill Stribling vs. Browns (W).....	6, 123 (2)
11/06/55.....	Pete Pihos at Washington (W).....	8, 119 (1)
12/12/54.....	Pete Pihos vs. Giants (W).....	8, 119 (1)
11/28/54.....	Jerry Williams (RB) vs. Washington (W).....	6, 163 (1)
11/07/54.....	Dom Moselle (RB) vs. Cardinals (W).....	7, 100 (1)
10/23/54.....	Pete Pihos at Steelers (L).....	7, 111 (1)
10/17/54.....	Pete Pihos at Washington (W).....	9, 132 (3)
10/03/54.....	Bobby Walston at Cardinals (W).....	5, 110 (3)
	Jerry Williams (RB) at Cardinals (W).....	5, 166 (1)
11/21/53.....	Pete Pihos vs. Cardinals (W).....	7, 113 (0)
11/15/53.....	Pete Pihos vs. Colts (W).....	7, 118 (1)
	Bobby Walston vs. Colts (W).....	7, 110 (0)
11/08/53.....	Pete Pihos vs. Giants (W).....	7, 145 (2)
	Bobby Walston vs. Giants (W).....	8, 176 (2)
10/25/53.....	Pete Pihos at Cardinals (W).....	8, 156 (1)
10/10/53.....	Bobby Walston at Browns (L).....	4, 110 (0)
12/07/52.....	Bud Grant vs. Texans (W).....	11, 203 (2)
11/30/52.....	Bud Grant at Cardinals (L).....	8, 186 (1)
11/23/52.....	Bobby Walston at Browns (W).....	4, 121 (1)
10/12/52.....	Bud Grant vs. Steelers (W).....	5, 111 (1)
09/28/52.....	Bud Grant at Steelers (W).....	4, 135 (1)
10/21/51.....	Bobby Walston* at Giants (L).....	6, 118 (2)
10/22/50.....	Jack Ferrante at Steelers (W).....	5, 118 (0)
10/15/50.....	Jack Ferrante at Colts (W).....	6, 103 (0)
10/07/50.....	Jack Ferrante vs. Rams (W).....	4, 101 (2)
11/13/49.....	Clyde Scott* (RB) at Washington (W).....	4, 127 (1)
12/12/48.....	Jack Ferrante vs. Lions (W).....	7, 184 (3)
11/28/48.....	Pete Pihos vs. Steelers (W).....	7, 112 (1)
11/07/48.....	Pete Pihos at Giants (W).....	5, 128 (2)
12/14/47.....	Pete Pihos* vs. Packers (W).....	4, 108 (1)
11/11/45.....	Jack Ferrante vs. Giants (W).....	5, 135 (2)
10/28/45.....	Jack Ferrante vs. Rams (W).....	5, 101 (1)
12/05/43.....	Tony Bova vs. Packers (L).....	3, 106 (2)
11/01/42.....	Fred Meyer* at Washington (L).....	4, 119 (0)
12/01/40.....	Don Looney* at Washington (L).....	14, 180 (0)
10/26/40.....	Lester McDonald vs. Dodgers (L).....	6, 102 (0)
09/22/40.....	Don Looney* at Rams (L).....	8, 129 (2)
09/15/40.....	Don Looney* at Packers (L).....	8, 115 (1)
11/19/39.....	Herschel Ramsey at Bears (L).....	8, 131 (1)
09/11/38.....	Joe Carter vs. Washington (L).....	6, 116 (2)
11/14/37.....	Joe Carter at Packers (L).....	6, 139 (1)

\* Rookie | *Playoff Game*

NFL RECORDS HELD BY EAGLES

**MOST TOUCHDOWN PASSES, Game**

**7** Nick Foles (11/3/13 at Raiders) and Adrian Burk (10/17/54 at Washington); *tied with Drew Brees, Saints (2015), Peyton Manning, Broncos (2013), Joe Kapp, Vikings (1969), Y.A. Tittle, Giants (1962), George Blanda, Houston Oilers (1961) and Sid Luckman, Bears (1943)*

**MOST CONSECUTIVE COMPLETIONS**

**25** Nick Foles (12/30/18 at Washington); *tied with Philip Rivers, Chargers (25 vs. Cardinals, 2018) and Ryan Tannehill, Dolphins (7 at Texans, 2015)*

**LONGEST TOUCHDOWN PASS**

**99t** Ron Jaworski to Mike Quick (11/10/85 vs. Falcons) (OT); *tied with many others*

**MOST INTERCEPTIONS RETURNED FOR TD, Season**

**4** Eric Allen, 1993; *tied with Jim Kearney, Chiefs (1972) and Ken Houston, Houston Oilers (1971)*

**MOST INTERCEPTIONS, Game**

**4** Russ Craft (9/24/50 at Chi. Cardinals); *tied with 17 others*

**MOST KICKOFF RETURN TOUCHDOWNS, Game**

**2** Timmy Brown (11/6/66 vs. Cowboys), 93 and 90 yards; *tied with Josh Cribbs, Browns (2009), Andre Davis, Texans (2007), Devin Hester, Bears (2006), Chad Morton, Jets (2002), Tyrone Hughes, Saints (1994), Ron Brown, Rams (1985) and Travis Williams, Packers (1967)*

**MOST 50+ YARD TOUCHDOWNS, Season**

**8** DeSean Jackson (2009); *tied with Devin Hester, Bears (2007) and Elroy "Crazy Legs" Hirsch, Rams (1951)*



SCRIMMAGE YARDS CAREER

Rk	Player	G	Touches	Yds	Avg	Yds/G	TD
1.	Brian Westbrook (RB) (2002-09)	107	1,734	9,785	5.6	91.4	66
2.	LeSean McCoy (RB) (2009-14)	90	1,761	9,074	5.2	100.8	54
3.	Harold Carmichael (WR) (1971-83)	180	598	9,042	15.1	50.2	79
4.	Wilbert Montgomery (RB) (1977-84)	100	1,731	8,985	5.2	89.9	57
5.	Pete Retzlaff (TE) (1956-66)	132	458	7,408	16.2	56.1	47
6.	Duce Staley (RB) (1997-2003)	98	1,475	7,305	5.0	74.5	32
7.	Timmy Brown (B) (1960-67)	96	1,081	7,049	6.5	73.4	55
8.	DeSean Jackson (WR) (2008-13, '19-20)	95	437	6,897	15.8	72.6	38
9.	Mike Quick (WR) (1982-90)	101	364	6,459	17.7	64.0	61
10.	Steve Van Buren (B) (1944-51)	83	1,365	6,383	4.7	76.9	72
11.	Zach Ertz (TE) (2013-21)	123	579	6,267	10.8	51.0	38
12.	Keith Byars (RB) (1986-92)	105	1,121	6,204	5.5	59.1	30
13.	Pete Pihos (E) (1947-55)	107	382	5,615	14.7	52.5	61
14.	Tommy McDonald (FL) (1957-63)	88	304	5,521	18.2	62.7	66
15.	Bobby Walston (WR/K) (1951-62)	148	315	5,375	17.1	36.3	46
16.	Ricky Watters (RB) (1995-97)	48	1,136	5,112	4.5	106.5	32
17.	Brent Celek (TE) (2007-17)	175	398	4,998	12.6	28.6	31
18.	Jeremy Maclin (WR) (2009-14)	75	349	4,801	13.8	64.0	36
19.	Ben Hawkins (FL) (1966-73)	102	271	4,772	17.6	46.8	32
20.	Tom Woodeshick (B) (1963-71)	111	956	4,736	5.0	42.7	27

TOUCHES CAREER

Rk	Player	Touches
1.	LeSean McCoy (2009-14)	1,761
2.	Brian Westbrook (2002-09)	1,734
3.	Wilbert Montgomery (1977-84)	1,731
4.	Duce Staley (1997-2003)	1,475
5.	Steve Van Buren (B) (1944-51)	1,365

YARDS/TOUCH CAREER

Rk	Player	Avg
1.	Timmy Brown (B) (1960-67)	6.5
2.	Brian Westbrook (2002-09)	5.6
3.	Keith Byars (1986-92)	5.5
4.	Wilbert Montgomery (1977-84)	5.2
5.	LeSean McCoy (2009-14)	5.2

SCRIMMAGE YARDS SEASON

Rk	Player	Touches	Yds	Avg	Yds/G	TD
1.	LeSean McCoy (2013)	366	2,146	5.9	134.1	11
2.	Brian Westbrook (2007)	368	2,104	5.7	140.3	12
3.	Wilbert Montgomery (1979)	379	2,006	5.3	125.4	14
4.	Wilbert Montgomery (1981)	335	1,923	5.7	128.2	10
5.	Brian Westbrook (2006)	317	1,916	6.0	127.7	11
6.	Ricky Watters (1996)	404	1,855	4.6	115.9	13
7.	Ricky Watters (1995)	399	1,707	4.3	106.7	12
8.	LeSean McCoy (2010)	285	1,672	5.9	111.5	9
9.	LeSean McCoy (2011)	321	1,624	5.1	108.3	20
10.	Duce Staley (2002)	320	1,570	4.9	98.1	8

TOUCHES SEASON

Rk	Player	Touches
1.	Ricky Watters (1996)	404
2.	Ricky Watters (1995)	399
3.	Wilbert Montgomery (1979)	379
4.	Brian Westbrook (2007)	368
5t.	LeSean McCoy (2013)	366
	Duce Staley (1999)	366

YARDS/TOUCH SEASON

Rk	Player	Avg
1.	Timmy Brown (1965)	7.4
2.	Timmy Brown (1962)	7.4
3.	Herschel Walker (1994)	6.3
4.	Steve Van Buren (1945)	6.2
5.	Brian Westbrook (2003)	6.1

SCRIMMAGE YARDS GAME

Rk	Player	Yds
1.	Duce Staley (9/3/00 at Cowboys)	262
2.	Timmy Brown (12/16/62 at Cardinals)	249
3t.	Wilbert Montgomery (11/4/79 vs. Browns)	237
	Tommy McDonald (12/10/61 vs. Giants)	237
5.	Duce Staley (11/11/01 vs. Vikings)	231

TOUCHES GAME

Rk	Player	Touches
1t.	Brian Westbrook (12/7/08 at Giants)	39
	Ricky Watters (12/10/95 vs. Cowboys)	39
	Heath Sherman (11/12/90 vs. Washington)	39
4.	Heath Sherman (10/6/91 at Buccaneers)	37
5.	Ricky Watters (10/8/95 vs. Washington) (OT)	36





**SACKS CAREER**

Rk	Player	Sacks
1.	Reggie White (DE) (1985-92).....	124.0
2.	Trent Cole (DE/LB) (2005-14).....	85.5
3.	Clyde Simmons (DE) (1986-93).....	76.0
4.	<b>Brandon Graham (DE) (2010-)</b> .....	<b>70.0</b>
5.	<b>Fletcher Cox (DT) (2012-)</b> .....	<b>65.0</b>
6.	Hugh Douglas (DE) (1998-2002, '04).....	54.5
7.	Greg Brown (DE) (1982-86).....	50.5
8.	Andy Harmon (DT) (1991-97).....	39.5
9.	Seth Joyner (LB) (1986-93).....	37.0
10.	William Fuller (DE) (1994-96).....	35.5
11.	Dennis Harrison (DE) (1978-84).....	34.0
12.	William Thomas (LB) (1991-99).....	33.0
13.	Ken Clarke (DT) (1982-87).....	32.5
14.	Corey Simon (DT) (2000-04).....	32.0
15t.	Connor Barwin (DE/LB) (2013-16).....	31.5
	Juqua Parker (DE) (2005-11).....	31.5
	Mike Mamula (DE) (1995-2000).....	31.5
18.	Vinny Curry (DE) (2012-17, '19-20).....	30.0
19.	Jerome Brown (DT) (1987-91).....	29.5
20.	Darwin Walker (DT) (2000-06).....	27.5

**Note:** Only includes figures since 1982 (when sacks became an official NFL statistic)

**SACKS SEASON**

Rk	Player	Sacks
1.	Reggie White (DE) (1987).....	21.0
2.	Clyde Simmons (DE) (1992).....	19.0
3t.	Jason Babin (DE) (2011).....	18.0
	Reggie White (DE) (1988).....	18.0
	Reggie White (DE) (1986).....	18.0
6t.	<b>Haason Reddick (DE) (2022)</b> .....	<b>16.0</b>
	Greg Brown (DE) (1984).....	16.0
8.	Clyde Simmons (DE) (1989).....	15.5
9t.	Hugh Douglas (DE) (2000).....	15.0
	Reggie White (DE) (1991).....	15.0

**SACKS GAME**

Rk	Player	Sacks
1t.	Hugh Douglas (DE) (10/18/98 at Chargers).....	4.5
	Clyde Simmons (DE) (9/15/91 at Cowboys).....	4.5
3t.	Reggie White (DE) (9/25/88 at Vikings).....	4.0
	Reggie White (DE) (11/30/86 at L.A. Raiders).....	4.0
	Reggie White (DE) (11/2/86 at StL Cardinals).....	4.0
	Garry Cobb (LB) (10/5/86 at Falcons).....	4.0
	Greg Brown (DE) (12/16/84 at Falcons).....	4.0



REGGIE WHITE

**GAMES WITH 3.0 SACKS**

**3.0-SACK GAMES, Career**

Rk	Player	Games
1.	Reggie White (1985-92).....	9
2.	Clyde Simmons (1986-93).....	4
3t.	Trent Cole (2005-14).....	3
	Jason Babin (2009, '11-12).....	3
5t.	<b>Fletcher Cox (2012-)</b> .....	<b>2</b>
	<b>Brandon Graham (2010-)</b> .....	<b>2</b>
	Several others tied.....	2

\*Includes playoff games\*

**3.0-SACK GAMES, Season**

Rk	Player	Games
1t.	Jason Babin (2011).....	3
	Reggie White (1986).....	3
3t.	Connor Barwin (2014).....	2
	Clyde Simmons (1992).....	2
	Dennis Harrison (1983).....	2

\*Regular season only\*

**GAMES WITH MULTIPLE SACKS**

**MULTI-SACK GAMES, Career**

Rk	Player	Games
1.	Reggie White (1985-92).....	38
2.	Clyde Simmons (1986-93).....	22
3.	Trent Cole (2005-14).....	20
4.	<b>Brandon Graham (2010-)</b> .....	<b>16</b>
5.	Hugh Douglas (1998-2002, '04).....	13

\*Includes playoff games\*

**MULTI-SACK GAMES, Season**

Rk	Player	Games
1.	Reggie White (1987).....	9
2.	Clyde Simmons (1992).....	7
3t.	Jason Babin (2011).....	6
	Reggie White (1988).....	6
5t.	<b>Haason Reddick (2022)</b> .....	<b>5</b>
	Hugh Douglas (2000).....	5
	Clyde Simmons (1991).....	5

\*Regular season only\*

**CONSECUTIVE MULTI-SACK GAMES**

Rk	Player	Games
1.	Reggie White (1987).....	4
2t.	<b>Haason Reddick (2022)</b> .....	<b>3</b>
	Jason Babin (2011).....	3
	William Fuller (1995).....	3
	Andy Harmon (1995).....	3
	Reggie White (1986).....	3
	Dennis Harrison (1982).....	3

**CONSECUTIVE GAMES WITH A SACK**

Rk	Player	Games
1t.	<b>Haason Reddick (2022)</b> .....	<b>8</b>
	Reggie White (1987-88).....	8
	Reggie White (1986-87).....	8
4t.	William Fuller (1994).....	7
	Dennis Harrison (1982).....	7
6.	Clyde Simmons (1992).....	6





MULTI-SACK GAMES (SINCE 1982)

01/29/23	Haason Reddick vs. 49ers (W)	2.0			
01/21/23	Haason Reddick vs. Giants (W)	1.5			
	Josh Sweat vs. Giants (W)	1.5			
01/01/23	Brandon Graham vs. Saints (L)	2.0			
	Haason Reddick vs. Saints (L)	2.0			
12/24/22	Haason Reddick at Cowboys (L)	2.0			
	Josh Sweat at Cowboys (L)	1.5			
12/18/22	Javon Hargrave at Bears (W)	2.0			
	Haason Reddick at Bears (W)	2.0			
	Josh Sweat at Bears (W)	2.0			
12/11/22	Brandon Graham at Giants (W)	3.0			
12/04/22	Josh Sweat vs. Titans (W)	2.0			
11/03/22	Javon Hargrave at Texans (W)	3.0			
10/30/22	Javon Hargrave vs. Steelers (W)	2.0			
10/02/22	Haason Reddick vs. Jaguars (W)	2.0			
09/25/22	Brandon Graham at Commanders (W)	2.5			
	Fletcher Cox at Commanders (W)	1.5			
	Haason Reddick at Commanders (W)	1.5			
	Josh Sweat at Commanders (W)	1.5			
01/16/22	Ryan Kerrigan at Buccaneers (L)	1.5			
01/02/22	Josh Sweat at Washington (W)	1.5			
12/21/21	Fletcher Cox vs. Washington (W)	2.0			
12/05/21	Josh Sweat at Jets (W)	1.5			
10/31/21	Josh Sweat at Lions (W)	2.0			
09/27/21	Javon Hargrave at Cowboys (L)	2.0			
09/12/21	Javon Hargrave at Falcons (W)	2.0			
12/13/20	Javon Hargrave vs. Saints (W)	2.0			
	Josh Sweat vs. Saints (W)	2.0			
10/18/20	Brandon Graham vs. Ravens (L)	2.0			
09/27/20	Derek Barnett vs. Bengals (T)	2.0			
	Brandon Graham vs. Bengals (T)	2.0			
	Jalen Mills vs. Bengals (T)	1.5			
12/29/19	Derek Barnett at Giants (W)	2.0			
12/09/19	Vinny Curry vs. Giants (W)	2.0			
11/24/19	Brandon Graham vs. Seahawks (L)	1.5			
	Malcolm Jenkins vs. Seahawks (L)	2.0			
10/27/19	Fletcher Cox at Bills (W)	1.5			
10/06/19	Brandon Graham vs. Jets (W)	3.0			
	Orlando Scandrick vs. Jets (W)	2.0			
12/30/18	Fletcher Cox at Washington (W)	3.0			
12/23/18	Chris Long vs. Texans (W)	2.0			
12/09/18	Michael Bennett at Cowboys (L)	1.5			
	Fletcher Cox at Cowboys (L)	1.5			
11/11/18	Michael Bennett vs. Cowboys (L)	2.0			
	Brandon Graham vs. Cowboys (L)	1.5			
10/28/18	Jordan Hicks at Jaguars (W)	1.5			
	Chris Long at Jaguars (W)	2.0			
09/23/18	Derek Barnett vs. Colts (W)	1.5			
09/06/18	Fletcher Cox vs. Falcons (W)	1.5			
	Jordan Hicks vs. Falcons (W)	1.5			
12/03/17	Brandon Graham at Seahawks (L)	1.5			
11/19/17	Derek Barnett* at Cowboys (W)	2.0			
10/23/17	Derek Barnett* vs. Washington (W)	2.0			
09/10/17	Brandon Graham at Washington (W)	2.0			
12/11/16	Fletcher Cox vs. Washington (L)	1.5			
09/25/16	Fletcher Cox vs. Steelers (W)	2.0			
12/26/15	Fletcher Cox vs. Washington (L)	2.0			
12/06/15	Connor Barwin at Patriots (W)	2.0			
	Brandon Graham at Patriots (W)	2.0			
11/26/15	Vinny Curry at Lions (L)	2.0			
11/08/15	Brandon Graham at Cowboys (W)	2.0			
10/11/15	Fletcher Cox vs. Saints (W)	3.0			
11/23/14	Connor Barwin vs. Titans (W)	2.0			
	Trent Cole vs. Titans (W)	2.0			
11/10/14	Connor Barwin vs. Panthers (W)	3.5			
	Brandon Graham vs. Panthers (W)	1.5			
10/12/14	Connor Barwin vs. Giants (W)	3.0			
	Vinny Curry vs. Giants (W)	2.0			
10/05/14	Connor Barwin vs. Rams (W)	2.0			
12/22/13	Trent Cole vs. Bears (W)	3.0			
	Mychal Kendricks vs. Bears (W)	2.0			
12/01/13	Trent Cole vs. Cardinals (W)	2.0			
	Brandon Graham vs. Cardinals (W)	2.0			
11/17/13	Trent Cole vs. Washington (W)	2.0			
12/13/12	Fletcher Cox* vs. Bengals (L)	1.5			
	Brandon Graham vs. Bengals (L)	2.5			
12/02/12	Brandon Graham at Cowboys (L)	1.5			
09/23/12	Jason Babin at Cardinals (L)	1.5			
12/18/11	Jason Babin vs. Jets (W)	3.0			
12/11/11	Jason Babin at Dolphins (W)	3.0			
	Trent Cole at Dolphins (W)	3.0			
12/01/11	Jason Babin at Seahawks (L)	2.0			
10/30/11	Jason Babin vs. Cowboys (W)	2.0			
10/02/11	Jason Babin vs. 49ers (L)	3.0			
09/18/11	Cullen Jenkins at Falcons (L)	2.0			
09/11/11	Jason Babin at Rams (W)	2.0			
11/28/10	Trent Cole at Bears (L)	2.0			
10/17/10	Trent Cole vs. Falcons (W)	2.0			
09/26/10	Trent Cole at Jaguars (W)	2.0			
	Trevor Laws at Jaguars (W)	2.0			
09/12/10	Juqua Parker vs. Packers (L)	2.0			
12/20/09	Trent Cole vs. 49ers (W)	2.0			
12/13/09	Darren Howard at Giants (W)	2.0			
10/26/09	Trent Cole at Washington (W)	2.0			
09/13/09	Darren Howard at Panthers (W)	2.0			
12/28/08	Chris Clemons vs. Cowboys (W)	2.0			
11/16/08	Trent Cole at Bengals (T)	2.0			
	Darren Howard at Bengals (T)	2.0			
11/02/08	Darren Howard at Seahawks (W)	1.5			
09/21/08	Omar Gaither vs. Steelers (W)	1.5			
	Darren Howard vs. Steelers (W)	2.0			
	Juqua Parker vs. Steelers (W)	2.5			
12/09/07	Trent Cole vs. Giants (L)	2.0			
10/28/07	Trent Cole at Vikings (W)	2.0			
09/23/07	Brodrick Bunkley vs. Lions (W)	2.0			
	Trent Cole vs. Lions (W)	3.5			
	Juqua Parker vs. Lions (W)	2.0			
09/09/07	Trent Cole at Packers (L)	1.5			
01/13/07	Darwin Walker at Saints (L)	2.0			
12/31/06	Matt McCoy vs. Falcons (W)	2.0			
	Juqua Parker vs. Falcons (W)	2.0			
11/19/06	Trent Cole vs. Titans (L)	1.5			
10/08/06	Darren Howard vs. Cowboys (W)	2.0			
	Darwin Walker vs. Cowboys (W)	3.0			
09/17/06	Trent Cole vs. Giants (L)	2.0			
	Jevon Kearse vs. Giants (L)	2.5			
	Mike Patterson vs. Giants (L)	1.5			
09/10/06	Trent Cole at Texans (W)	2.0			
11/20/05	Trent Cole* at Giants (L)	2.0			
	Jevon Kearse at Giants (L)	2.5			
11/14/05	Trent Cole* vs. Cowboys (L)	2.0			
09/12/05	Brian Dawkins at Falcons (L)	1.5			
	Darwin Walker at Falcons (L)	1.5			
01/23/05	Derrick Burgess vs. Falcons (W)	2.0			
12/05/04	Corey Simon vs. Packers (W)	2.0			
	Darwin Walker vs. Packers (W)	2.0			



MULTI-SACK GAMES (SINCE 1982)

11/28/04..... Corey Simon at Giants (W).....	2.0	10/08/95..... Andy Harmon vs. Washington (W).....	3.0
11/07/04..... Sam Rayburn at Steelers (L).....	2.0	10/01/95..... Mike Mamula at Saints (W).....	2.0
10/31/04..... Jevon Kearse vs. Ravens (W).....	2.0	12/18/94..... Mike Flores vs. Giants (L).....	2.0
09/26/04..... Jevon Kearse at Lions (W).....	3.0	12/04/94..... William Fuller at Cowboys (L).....	1.5
11/16/03..... Darwin Walker vs. Giants (W).....	1.5	11/06/94..... Andy Harmon vs. Cardinals (W).....	2.0
12/21/02..... N.D. Kalu at Cowboys (W).....	2.0	10/24/94..... William Thomas vs. Oilers (W).....	2.0
12/08/02..... Brandon Whiting at Seahawks (W).....	2.0	09/18/94..... Bill Romanowski vs. Packers (W).....	1.5
12/01/02..... Hugh Douglas vs. Rams (W).....	2.0	09/12/94..... William Fuller vs. Bears (W).....	2.0
..... N.D. Kalu vs. Rams (W).....	3.0	01/03/94..... Andy Harmon vs. 49ers (W).....	3.0
11/03/02..... Hugh Douglas at Bears (W).....	2.0	12/26/93..... Clyde Simmons vs. Saints (W).....	2.0
10/20/02..... Carlos Emmons vs. Buccaneers (W).....	2.0	12/06/93..... Andy Harmon at Cowboys (L).....	2.5
12/09/01..... Derrick Burgess at Chargers (W).....	2.0	11/28/93..... Mike Flores at Washington (W).....	2.0
11/29/01..... Corey Simon at Chiefs (W).....	2.0	10/31/93..... Andy Harmon vs. Cowboys (L).....	2.0
11/25/01..... Corey Simon vs. Washington (L).....	2.0	09/19/93..... Clyde Simmons vs. Washington (W).....	2.0
11/18/01..... Troy Vincent at Cowboys (W).....	1.5	12/27/92..... Clyde Simmons vs. Giants (W).....	1.5
11/11/01..... Hugh Douglas vs. Vikings (W).....	2.5	12/13/92..... Clyde Simmons at Seahawks (W).....	2.0
11/04/01..... Hugh Douglas vs. Cardinals (W).....	2.0	..... Reggie White at Seahawks (W).....	2.0
09/23/01..... Brandon Whiting at Seahawks (W).....	2.0	12/06/92..... Andy Harmon vs. Vikings (W).....	2.5
12/31/00..... <i>Hugh Douglas vs. Buccaneers (W)</i> .....	2.0	11/29/92..... Mike Pitts at 49ers (L).....	2.0
11/19/00..... Brian Dawkins vs. Cardinals (W).....	2.0	11/22/92..... Clyde Simmons at Giants (W).....	3.0
..... Corey Simon* vs. Cardinals (W).....	1.5	..... Reggie White at Giants (W).....	3.5
..... Jeremiah Trotter vs. Cardinals (W).....	2.0	11/08/92..... Clyde Simmons vs. Raiders (W).....	1.5
11/05/00..... Brandon Whiting vs. Cowboys (W).....	1.5	..... Reggie White vs. Raiders (W).....	1.5
10/22/00..... Hugh Douglas vs. Bears (W).....	1.5	10/11/92..... Clyde Simmons at Chiefs (L).....	2.0
10/08/00..... Hugh Douglas vs. Washington (L).....	2.0	10/05/92..... Reggie White vs. Cowboys (W).....	2.0
09/24/00..... Corey Simon* at Saints (W).....	2.0	09/20/92..... Clyde Simmons vs. Broncos (W).....	1.5
09/17/00..... Hugh Douglas at Packers (L).....	2.5	09/13/92..... Clyde Simmons at Cardinals (W).....	3.0
09/03/00..... Hugh Douglas at Cowboys (W).....	2.0	12/22/91..... Reggie White vs. Washington (W).....	2.0
01/02/00..... Tyrone Williams vs. Rams (W).....	2.0	12/08/91..... Clyde Simmons at Giants (W).....	2.0
12/19/99..... Mike Mamula vs. Patriots (W).....	3.0	12/02/91..... Seth Joyner at Oilers (W).....	2.0
10/31/99..... Greg Jefferson vs. Giants (L).....	1.5	11/17/91..... Clyde Simmons vs. Bengals (W).....	2.0
11/22/98..... Bill Johnson at Giants (L).....	1.5	..... Reggie White vs. Bengals (W).....	2.0
11/15/98..... Hugh Douglas at Washington (L).....	1.5	11/04/91..... Clyde Simmons vs. Giants (W).....	1.5
11/08/98..... Hugh Douglas vs. Lions (W).....	2.5	..... Reggie White vs. Giants (W).....	1.5
10/18/98..... Hugh Douglas at Chargers (L).....	4.5	10/06/91..... Wes Hopkins at Buccaneers (L).....	2.0
10/11/98..... Hugh Douglas vs. Washington (W).....	1.5	09/22/91..... Clyde Simmons vs. Steelers (W).....	2.0
..... Hollis Thomas vs. Washington (W).....	2.0	09/15/91..... Jerome Brown at Cowboys (W).....	2.5
..... Al Wallace vs. Washington (W).....	1.5	..... Mike Golic at Cowboys (W).....	2.0
12/14/97..... Greg Jefferson at Falcons (L).....	2.0	..... Clyde Simmons at Cowboys (W).....	4.5
11/02/97..... Hollis Thomas at Cardinals (L).....	1.5	09/01/91..... Reggie White at Packers (W).....	3.0
10/26/97..... Rhett Hall vs. Cowboys (W).....	3.5	12/29/90..... Seth Joyner at Cardinals (W).....	2.0
..... William Thomas vs. Cowboys (W).....	2.0	12/16/90..... Clyde Simmons vs. Packers (W).....	1.5
09/15/97..... Bobby Taylor at Cowboys (L).....	2.0	..... Reggie White vs. Packers (W).....	1.5
12/22/96..... William Fuller vs. Cardinals (W).....	3.0	11/18/90..... Clyde Simmons at Falcons (W).....	2.0
12/01/96..... William Fuller vs. Giants (W).....	2.0	11/12/90..... Reggie White vs. Washington (W).....	2.0
11/24/96..... William Thomas at Cardinals (L).....	2.0	11/04/90..... Seth Joyner vs. Patriots (W).....	2.0
10/13/96..... William Fuller at Giants (W).....	2.0	10/15/90..... Jessie Small vs. Vikings (W).....	2.0
..... Rhett Hall at Giants (W).....	1.5	09/30/90..... Reggie White vs. Colts (L).....	3.0
..... Mike Mamula at Giants (W).....	2.5	09/16/90..... Mike Pitts vs. Cardinals (L).....	2.0
..... William Thomas at Giants (W).....	1.5	..... Reggie White vs. Cardinals (L).....	2.0
09/22/96..... William Fuller at Falcons (W).....	2.0	12/18/89..... Jerome Brown at Saints (L).....	2.0
09/01/96..... Mike Mamula at Washington (W).....	2.0	10/29/89..... Clyde Simmons at Broncos (W).....	3.5
12/17/95..... William Fuller vs. Cardinals (L).....	2.0	..... Reggie White at Broncos (W).....	1.5
12/10/95..... William Fuller vs. Cowboys (W).....	1.5	10/22/89..... Seth Joyner vs. Raiders (W).....	2.0
12/03/95..... William Fuller at Seahawks (L).....	2.0	10/15/89..... Jerome Brown at Cardinals (W).....	2.5
..... Kevin Johnson at Seahawks (L).....	2.0	10/8/89..... Reggie White vs. Giants (W).....	2.0
11/19/95..... Andy Harmon vs. Giants (W).....	2.0	09/24/89..... Mike Pitts vs. 49ers (L).....	2.0
..... Mike Mamula vs. Giants (W).....	3.0	..... Clyde Simmons vs. 49ers (L).....	2.0
10/29/95..... William Fuller vs. Rams (W).....	2.0	..... Reggie White vs. 49ers (L).....	2.5
..... Andy Harmon vs. Rams (W).....	2.0	09/17/89..... Jerome Brown at Washington (W).....	2.0
10/15/95..... Andy Harmon at Giants (W).....	2.0	09/10/89..... Clyde Simmons vs. Seahawks (W).....	2.0
..... Kevin Johnson at Giants (W).....	2.0	12/18/88..... Reggie White at Cowboys (W).....	2.0
		12/10/88..... Reggie White at Cardinals (W).....	2.0





MULTI-SACK GAMES (SINCE 1982)


11/27/88	Clyde Simmons vs. Cardinals (W)	2.5
11/06/88	Reggie White vs. Rams (W)	2.0
10/30/88	Reggie White vs. Falcons (L)	2.0
10/10/88	Reggie White vs. Giants (W)	2.5
10/02/88	Clyde Simmons vs. Oilers (W)	2.0
09/25/88	Reggie White at Vikings (L)	4.0
12/27/87	Reggie White vs. Bills (W)	2.0
12/20/87	Reggie White at Jets (W)	2.0
12/06/87	Reggie White at Giants (L)	2.0
11/29/87	Mike Pitts at Patriots (W)	2.0
	Reggie White at Patriots (W)	2.0
11/22/87	Reggie White vs. Rams (L)	2.0
11/15/87	Reggie White vs. Giants (L)	3.0
11/01/87	Jerome Brown at Rams (W)	2.0
	Reggie White at Rams (W)	2.0
10/25/87	Reggie White vs. Cowboys (W)	2.5
10/18/87	Ray Phillips at Packers (L)	1.5
	Fred Smalls at Packers (L)	2.5
09/20/87	Clyde Simmons vs. Saints (W)	1.5
	Reggie White vs. Saints (W)	1.5
12/14/86	Reggie White at Cowboys (W)	3.0
12/07/86	Reggie White vs. Rams (T)	2.0
11/30/86	Reggie White at Raiders (W)	4.0
11/23/86	Ken Clarke at Seahawks (L)	2.0
11/09/86	Greg Brown vs. Giants (L)	2.0
11/02/86	Reggie White at Rams (L)	4.0
10/05/86	Garry Cobb at Falcons (W)	4.0
09/07/86	Ken Clarke at Washington (L)	2.0
12/22/85	Garry Cobb at Vikings (W)	2.0
	Reggie White at Vikings (W)	2.0
	Reggie Wilkes at Vikings (W)	2.0
12/08/85	Ray Ellis vs. Washington (L)	2.0
11/17/85	Reggie White at Rams (W)	3.0
11/10/85	Ken Clarke vs. Falcons (W)	2.0
	Reggie White vs. Falcons (W)	2.0
10/13/85	Greg Brown vs. Rams (W)	3.0
10/06/85	Greg Brown at Saints (L)	1.5
	Ken Clarke at Saints (L)	1.5
09/29/85	Ken Clarke vs. Giants (L)	1.5
	Reggie White vs. Giants (L)	2.5
12/16/84	Greg Brown at Falcons (L)	4.0
	Ken Clarke at Falcons (L)	2.0
	Byron Darby at Falcons (L)	2.0
12/09/84	Byron Darby vs. Patriots (W)	1.5
	Dennis Harrison vs. Patriots (W)	1.5
12/02/84	Greg Brown vs. Cowboys (L)	1.5
11/25/84	Dennis Harrison at Rams (L)	1.5
11/04/84	Ken Clarke at Lions (T)	3.0
10/21/84	Greg Brown vs. Giants (W)	1.5
	Dennis Harrison vs. Giants (W)	2.0
10/14/84	Ken Clarke vs. Colts (W)	2.0
	Dennis Harrison vs. Colts (W)	2.0
09/30/84	Greg Brown at Washington (L)	2.0
12/18/83	Greg Brown at Rams (L)	2.5
11/20/83	Greg Brown vs. Giants (L)	2.0
11/13/83	Dennis Harrison at Bears (L)	3.0
10/09/83	Dennis Harrison at Giants (W)	2.0
10/02/83	Dennis Harrison at Falcons (W)	3.0
09/25/83	Carl Hairston at Rams (L)	2.0
	Joel Williams at Rams (L)	1.5

12/26/82	Greg Brown at Cowboys (W)	2.0
	Dennis Harrison at Cowboys (W)	1.5
12/19/82	Carl Hairston vs. Oilers (W)	2.0
12/11/82	Dennis Harrison at Giants (L)	2.0
12/05/82	Dennis Harrison vs. Rams (L)	2.0
11/28/82	Dennis Harrison at Washington (L)	2.0

\* Rookie | *Playoff Game*



TRENT COLE



CLYDE SIMMONS



BRANDON GRAHAM



INTERCEPTIONS CAREER

Rk	Player	INT	Yds	Avg	Lg	TD
1t.	Brian Dawkins (1996-2008)	34	515	15.1	67t	2
	Eric Allen (1988-94)	34	482	14.2	94t	5
	Bill Bradley (1969-76)	34	536	15.8	56t	1
4.	Herman Edwards (1977-85)	33	98	3.0	25	1
5.	Wes Hopkins (1983-93)	30	241	8.0	33	1
6.	Don Burroughs (1960-64)	29	351	12.1	46	0
7.	Troy Vincent (1996-2003)	28	341	12.2	90t	1
8t.	Joe Scarpati (1964-69)	24	402	16.8	67t	3
	Ernie Steele (1942-48)	24	404	16.8	62	0
10t.	Asante Samuel (2008-11)	23	304	13.2	50t	2
	Roynell Young (1980-88)	23	106	4.6	33	0

INTERCEPTION RETURN YARDS CAREER

Rk	Player	Yds
1.	Bill Bradley (1969-76).....	536
2.	Brian Dawkins (1996-2008).....	515
3.	Eric Allen (1988-94).....	482
4.	Lito Sheppard (2002-08).....	460
5.	Ernie Steele (1942-48).....	404

INTERCEPTIONS RETURNED FOR TDs CAREER

Rk	Player	TD
1.	Eric Allen (1988-94).....	5
2.	Malcolm Jenkins (2014-19).....	4
3t.	Sheldon Brown (2002-09).....	3
	Lito Sheppard (2002-08).....	3
	Joe Scarpati (1964-69).....	3

INTERCEPTIONS SEASON

Rk	Player	INT	Yds	Avg	Lg	TD
1.	Bill Bradley (1971)	11	248	22.5	51	0
2t.	Asante Samuel (2009)	9	117	13.0	37	0
	Bill Bradley (1972)	9	73	8.1	21	0
	Don Burroughs (1960)	9	124	13.8	46	0
	Ed "Bibbles" Bawel (1955)	9	168	18.7	42t	2
6t.	Eric Allen (1989)	8	38	4.8	18	0
	Terry Hoage (1988)	8	116	14.5	38	0
	Joe Scarpati (1966)	8	182	22.8	32	0
	Bob Hudson (1954)	8	89	11.1	32	0
	Tom Brookshier (1953)	8	41	5.1	22	0
	Ed "Bibbles" Bawel (1952)	8	121	15.1	35	0

INTERCEPTION RETURN YARDS SEASON

Rk	Player	Yds
1.	Bill Bradley (1971).....	248
2.	Eric Allen (1993).....	201
3.	Joe Scarpati (1966).....	182
4.	Lito Sheppard (2004).....	172
5.	Ed "Bibbles" Bawel (1955).....	168

INTERCEPTIONS RETURNED FOR TDs SEASON

Rk	Player	TD
1.	Eric Allen (1993).....	4
2t.	Malcolm Jenkins (2016).....	2
	Lito Sheppard (2004).....	2
	Seth Joyner (1992).....	2
	Ed "Bibbles" Bawel (1955).....	2

NFL Record



BRIAN DAWKINS



ERIC ALLEN





**INTERCEPTIONS GAME**

Rk	Player	INT
1.	Russ Craft (9/24/50 at Chi. Cardinals).....	4
2t.	Kurt Coleman (10/16/11 at Washington).....	3
	Joe Scarpati (10/23/66 at Giants).....	3
	Jim Nettles (12/12/65 at Steelers).....	3
	Nate Ramsey (11/28/65 at StL Cardinals).....	3
	Don Burroughs (12/3/61 at Steelers).....	3
	Chuck Weber (9/30/60 at Cowboys).....	3
	Joe Sutton (9/24/50 at Chi. Cardinals).....	3
	Gil Steinke (11/10/46 at Giants).....	3
	Roy Zimmerman (12/9/45 vs. Boston Yanks).....	3
	Roy Zimmerman (12/10/44 vs. Cleveland Rams).....	3


NFL Record

**INTERCEPTION YARDS GAME**

Rk	Player	Yds
1.	Frank LeMaster (12/21/75 at Washington).....	114
2.	Lito Sheppard (10/8/06 vs. Cowboys).....	102
3.	Lito Sheppard (11/15/04 at Cowboys).....	101
4t.	Malcolm Jenkins (12/6/15 at Patriots).....	99
	Jerry Norton (10/5/57 vs. Giants).....	99

**INTERCEPTION RETURNED FOR TD GAME**

Rk	Player	TD
1.	Eric Allen (12/26/93 vs. Saints).....	2



BILL BRADLEY

**GAMES WITH 3 INTERCEPTIONS**

**3-INT GAMES, Career**

Rk	Player	Games
1t.	Kurt Coleman (2010-13).....	1
	Nate Ramsey (1963-72).....	1
	Joe Scarpati (1964-69).....	1
	Jim Nettles (1965-68).....	1
	Don Burroughs (1960-64).....	1
	Chuck Weber (1959-61).....	1

\*Includes playoff games\*

**GAMES WITH MULTIPLE INTERCEPTIONS**

**MULTI-INT GAMES, Career**

Rk	Player	Games
1.	Bill Bradley (1969-76).....	7
2t.	Herman Edwards (1977-85).....	5
	Don Burroughs (1960-64).....	5
4t.	Asante Samuel (2008-11).....	4
	Eric Allen (1988-94).....	4
	Wes Hopkins (1983-93).....	4
	Joe Scarpati (1964-69).....	4

\*Includes playoff games\*

**MULTI-INT GAMES, Season**

Rk	Player	Games
1.	Bill Bradley (1971).....	4
2t.	8x, last: Asante Samuel (2010).....	2

\*Regular season only\*

**CONSECUTIVE MULTI-INT GAMES**

Rk	Player	Games
1.	Bill Bradley (1971).....	2

**CONSECUTIVE GAMES WITH INT-TD**

Rk	Player	Games
1.	Eric Allen (1993).....	2

**LONGEST INTERCEPTION RETURNS**

Rk	Player	Yds
1.	James Willis intercepted pass 4 yards deep in the end zone and returned it 14 yards before lateraling to Troy Vincent, who ran 90 yards for a TD (11/3/96 at Cowboys - QB Troy Aikman).....	104t
2.	Lito Sheppard (10/8/06 vs. Cowboys - QB Drew Bledsoe).....	102t
3.	Lito Sheppard (11/15/04 at Cowboys - QB Vinny Testaverde).....	101t
4t.	Malcolm Jenkins (12/6/15 at Patriots - QB Tom Brady).....	99t
	Jerry Norton (10/5/57 vs. Giants - QB Charlie Conerly, deflected off goal post).....	99t
6t.	Eric Allen (10/3/93 at Jets - QB Boomer Esiason).....	94t
	Irv Cross (10/25/64 at Steelers - QB Terry Nofsinger).....	94t
8.	Jack Hinkle (10/9/43 vs. Giants - QB Tuffy Leemans).....	91




MULTI-INTERCEPTION GAMES (SINCE 1960)

10/16/22	C.J. Gardner-Johnson vs. Cowboys (W)	2
<b>09/19/22</b>	<b>Darius Slay (CB) vs. Vikings (W)</b>	<b>2</b>
<b>10/10/21</b>	<b>Darius Slay (CB) at Panthers (W)</b>	<b>2</b>
01/01/17	Jordan Hicks (LB) vs. Cowboys (W)	2
12/22/16	Malcolm Jenkins vs. Giants (W)	2
09/09/12	Kurt Coleman at Browns (W)	2
	Dominique Rodgers-Cromartie at Browns (W)	2
10/16/11	Kurt Coleman at Washington (W)	3
11/21/10	Asante Samuel vs. Giants (W)	2
11/15/10	Dimitri Patterson at Washington (W)	2
11/07/10	Asante Samuel vs. Colts (W)	2
11/29/09	Asante Samuel vs. Washington (W)	2
10/11/09	Asante Samuel vs. Buccaneers (W)	2
09/13/09	Sheldon Brown at Panthers (W)	2
10/08/06	Lito Sheppard vs. Cowboys (W)	2
10/02/05	Sheldon Brown at Chiefs (W)	2
10/17/04	Lito Sheppard vs. Panthers (W)	2
12/08/02	Bobby Taylor at Seahawks (W)	2
<i>01/12/02</i>	<i>Damon Moore vs. Buccaneers (W)</i>	<i>2</i>
12/16/01	Brian Dawkins at Washington (W)	2
09/24/00	Troy Vincent at Saints (W)	2
12/19/99	Troy Vincent vs. Patriots (W)	2
12/14/96	Michael Zordich at Jets (W)	2
09/22/96	William Thomas at Falcons (W)	2
12/17/95	William Thomas vs. Cardinals (W)	2
10/15/95	William Thomas at Giants (W)	2
12/26/93	Eric Allen vs. Saints (W)	2
10/17/93	Mark McMillian at Giants (L)	2
<i>01/03/93</i>	<i>Eric Allen at Saints (W)</i>	<i>2</i>
11/08/92	Eric Allen vs. Raiders (W)	2
11/17/91	Wes Hopkins vs. Bengals (W)	2
09/15/91	Rich Miano at Cowboys (W)	2
12/23/90	Eric Allen vs. Cowboys (W)	2
12/18/88	Wes Hopkins at Cowboys (W)	2
11/20/88	Terry Hoage at Giants (W)	2
09/04/88	Terry Hoage at Buccaneers (W)	2
09/20/87	Elbert Foules vs. Saints (W)	2
12/21/86	Roynell Young vs. Washington (L)	2
09/14/86	Andre Waters at Bears (L)	2
10/20/85	Wes Hopkins vs. Cowboys (W)	2
12/02/84	Wes Hopkins vs. Cowboys (L)	2
12/19/82	Roynell Young vs. Oilers (W)	2
12/20/81	Herman Edwards vs. Rams (W)	2
09/17/81	Brenard Wilson at Bills (W)	2
<i>01/03/81</i>	<i>Herman Edwards vs. Vikings (W)</i>	<i>2</i>
	<i>Roynell Young vs. Vikings (W)</i>	<i>2</i>
09/22/80	Herman Edwards vs. Giants (W)	2
11/04/79	Herman Edwards vs. Browns (L)	2
10/14/79	Randy Logan at Rams (W)	2
12/17/78	Herman Edwards vs. Giants (W)	2
09/17/78	Deac Sanders at Saints (W)	2
12/04/77	Randy Logan at Cowboys (L)	2
11/06/77	Deac Sanders vs. Saints (W)	2

10/09/77	Deac Sanders at Giants (W)	2
12/21/75	Frank LeMaster at Washington (W)	2
	Artimus Parker at Washington (W)	2
11/30/75	Bill Bergey vs. 49ers (W)	2
10/05/75	Bill Bradley vs. Washington (W)	2
11/05/72	Bill Bradley vs. Rams (T)	2
10/08/72	Bill Bradley at Washington (L)	2
12/12/71	Leroy Keyes vs. Rams (W)	2
11/21/71	Bill Bradley at Rams (W)	2
11/07/71	Bill Bradley at Washington (T)	2
10/31/71	Bill Bradley vs. Broncos (W)	2
09/26/71	Bill Bradley vs. Cowboys (L)	2
11/08/70	Adrian Young vs. Dolphins (W)	2
12/21/69	Joe Scarpati at 49ers (L)	2
10/13/69	Nate Ramsey at Colts (L)	2
11/17/68	Al Nelson at Giants (L)	2
10/29/67	Ron Medved vs. Cowboys (W)	2
10/23/66	Joe Scarpati at Giants (W)	3
09/18/66	Joe Scarpati vs. Falcons (W)	2
12/12/65	Jim Nettles at Steelers (W)	3
	Joe Scarpati at Steelers (W)	2
11/28/65	Nate Ramsey at Rams (W)	3
	Al Nelson at Rams (W)	2
12/13/64	Nate Ramsey at Rams (L)	2
12/01/63	Dave Lloyd at Steelers (T)	2
10/13/63	Don Burroughs at Washington (W)	2
12/09/62	Ben Scotti vs. Steelers (L)	2
10/06/62	Don Burroughs at Steelers (L)	2
12/03/61	Chuck Bednarik at Steelers (W)	2
	Don Burroughs at Steelers (W)	3
11/27/60	Don Burroughs vs. Giants (W)	2
10/16/60	Gene Johnson vs. Lions (W)	2
10/09/60	Don Burroughs vs. Rams (W)	2
09/30/60	Chuck Weber at Cowboys (W)	3

\* Rookie | *Playoff Game*



HERMAN EDWARDS



GROSS AVERAGE CAREER

Rk	Player	Punts	Yds	Gross	Net	In20	Lg	Blk
1.	Cameron Johnston (2018-20)	203	9,547	47.0	41.8	78	68	0
2.	Donnie Jones (2013-17)	374	16,971	45.4	40.5	138	72	4
3.	Joe Muha (1946-50)	179	7,688	43.0	---	---	82	2
4.	Sav Rocca (2007-10)	299	12,817	42.9	37.6	102	65	1
5.	Sean Landeta (1999-2002, '05)	376	16,092	42.8	35.9	96	64	1

NET AVERAGE CAREER

Rk	Player	Punts	Yds	Gross	Net	In20	Lg	Blk
1.	Cameron Johnston (2018-20)	203	9,547	47.0	41.8	78	68	0
2.	Donnie Jones (2013-17)	374	16,971	45.4	40.5	138	72	4
3.	Sav Rocca (2007-10)	299	12,817	42.9	37.6	102	65	1
4.	Dirk Johnson (2003-06)	268	11,180	41.7	36.0	79	62	0
5.	Sean Landeta (1999-2002, '05)	376	16,092	42.8	35.9	96	64	1

PUNTS CAREER

Rk	Player	Punts
1.	Adrian Burk (1951-56)	393
2.	Sean Landeta (1999-2002, '05)	376
3.	Tom Hutton (1995-98)	349
4.	John Teltschik (1986-89)	345
5.	Max Runager (1979-83, '89)	332

PUNTS INSIDE 20 CAREER

Rk	Player	In20
1.	Donnie Jones (2013-17)	138
2.	Jeff Feagles (1990-93)	106
3.	Sav Rocca (2007-10)	102
4.	Sean Landeta (1999-2002, '05)	96
5.	Dirk Johnson (2003-06)	79

GROSS AVERAGE SEASON

Rk	Player	Punts	Yds	Gross	Net	In20	Lg	Blk
1.	Cameron Johnston (2018)	61	2,937	48.2	42.7	24	68	0
2.	Joe Muha (1948)	57	2,694	47.3	---	---	82	0
3.	Donnie Jones (2015)	86	4,038	47.0	41.6	29	64	2
4.	Cameron Johnston (2020)	71	3,318	46.7	40.6	26	66	0
5.	Mat McBriar (2012)	55	2,560	46.6	36.5	13	66	1

NET AVERAGE SEASON

Rk	Player	Punts	Yds	Gross	Net	In20	Lg	Blk
1.	Cameron Johnston (2018)	61	2,937	48.2	42.7	24	68	0
2.	Cameron Johnston (2019)	71	3,292	46.4	42.3	28	61	0
3.	Donnie Jones (2015)	86	4,038	47.0	41.6	29	64	2
4.	Donnie Jones (2016)	63	2,888	45.8	40.7	21	72	0
5.	Cameron Johnston (2020)	71	3,318	46.7	40.6	26	66	0

Led NFL Note: Net average and inside-the-20 became official NFL statistics in 1976

PUNTS SEASON

Rk	Player	Punts
1.	John Teltschik (1986)	108
2.	Sean Landeta (1999)	107
3.	Tom Hutton (1998)	104
4.	John Teltschik (1988)	98
5.	Sean Landeta (2001)	97

PUNTS INSIDE 20 SEASON

Rk	Player	In20
1.	Donnie Jones (2014)	34
2.	Donnie Jones (2013)	33
3.	Jeff Feagles (1993)	31
4t.	Donnie Jones (2015)	29
	Jeff Feagles (1991)	29

LONGEST PUNTS

Rk	Player	Yds
1.	Randall Cunningham (12/3/89 at Giants)	91
2.	Joe Muha (10/10/48 vs. Giants)	82
3t.	Randall Cunningham (10/16/94 at Cowboys)	80
	King Hill (11/11/62 vs. Packers)	80
5.	Jeff Feagles (9/15/91 at Cowboys)	77

GROSS AVERAGE GAME

Rk	Player	Gross
1.	Mat McBriar (10/14/12 vs. Lions)	56.6
2.	Cameron Johnston (9/16/18 at Buccaneers)	56.0
3.	Chas Henry (9/9/12 at Browns)	55.0

NET AVERAGE GAME

Rk	Player	Net
1.	Arryn Siposs (11/27/22 vs. Packers)	52.0
2.	Donnie Jones (11/17/13 vs. Washington)	50.7
3.	Arryn Siposs (11/3/22 at Houston)	50.3



KICKOFF RETURN AVERAGE CAREER

Rk	Player	KOR	Yds	Avg	Lg	TD
1.	Josh Huff (2014-16)	42	1,165	27.7	107t	2
2.	Steve Van Buren (1944-51)	76	2,030	26.7	98t	3
3.	Irv Cross (1961-69)	28	745	26.6	74	0
4.	Timmy Brown (1960-67)	169	4,483	26.5	105t	5
5.	Al Nelson (1965-73)	101	2,625	26.0	78	0
6.	Wilbert Montgomery (1977-84)	32	814	25.4	99t	1
7.	Quintin Demps (2008-09)	58	1,469	25.3	100t	1
8.	Brian Mitchell (2000-02)	131	3,311	25.3	94t	2
9.	Allen Rossum (1998-99)	98	2,427	24.8	89t	1
10.	Billy Walik (1970-72)	67	1,640	24.5	82	0

KICKOFF RETURNS CAREER

Rk	Player	KOR
1.	Timmy Brown (1960-67)	169
2.	Brian Mitchell (2000-02)	131
3.	Al Nelson (1965-73)	101
4.	Allen Rossum (1998-99)	98
5.	Larry Marshall (1974-77)	88

KICKOFF RETURN YARDS CAREER

Rk	Player	Yds
1.	Timmy Brown (1960-67)	4,483
2.	Brian Mitchell (2000-02)	3,311
3.	Al Nelson (1965-73)	2,625
4.	Allen Rossum (1998-99)	2,427
5.	Larry Marshall (1974-77)	2,075

KICKOFF RETURN TDs CAREER

Rk	Player	TD
1.	Timmy Brown (1960-67)	5
2t.	Derrick Witherspoon (1995-97)	3
	Steve Van Buren (1944-51)	3
4t.	Josh Huff (2014-16)	2
	Brian Mitchell (2000-02)	2

KICKOFF RETURN AVERAGE SEASON

Rk	Player	KOR	Yds	Avg	Lg	TD
1.	Al Nelson (1972)	25	728	29.1	78	0
2.	Steve Van Buren (1945)	13	373	28.7	98t	1
3.	Timmy Brown (1963)	33	945	28.6	100t	1
4.	Timmy Brown (1966)	20	562	28.1	93t	2
5.	Timmy Brown (1961)	29	811	28.0	105t	1
6.	Timmy Brown (1962)	30	831	27.7	99t	1
7.	Herschel Walker (1994)	21	581	27.7	94t	1
8.	Don Stevens (1952)	16	433	27.1	51	0
9.	Brian Mitchell (2002)	43	1,162	27.0	57	0
10.	Wilbert Montgomery (1977)	23	619	26.9	99t	1

Led NFL Led Conference

KICKOFF RETURNS SEASON

Rk	Player	KOR
1.	Allen Rossum (1999)	54
2.	Derrick Witherspoon (1996)	53
3.	Quintin Demps (2008)	52
4.	Herman Hunter (1985)	48
5t.	Brian Mitchell (2000)	47
	Duce Staley (1997)	47

LONGEST KICKOFF RETURNS

Rk	Player	Yds
1.	Josh Huff (11/23/2014 vs. Titans)	107t
2.	Timmy Brown (9/17/1961 vs. Browns)	105t
3.	Russ Craft (10/7/1950 vs. Rams)	103t
4.	Chris Polk (9/21/2014 vs. Washington)	102t
5t.	Quintin Demps (11/23/2008 at Ravens)	100t
	Timmy Brown (9/22/1963 vs. Cardinals)	100t
	Dave Smukler (11/13/1938 at Brooklyn Dodgers)	100t

KICKOFF RETURN YARDS SEASON

Rk	Player	Yds
1.	Allen Rossum (1999)	1,347
2.	Quintin Demps (2008)	1,314
3.	Derrick Witherspoon (1996)	1,271
4.	Brian Mitchell (2002)	1,162
5.	Duce Staley (1997)	1,139

KICKOFF RETURNS GAME

Rk	Player	KOR
1t.	Quintin Demps (11/9/08 vs. Giants)	8
	Allen Rossum (11/21/99 vs. Colts)	8
	Derrick Witherspoon (11/24/96 at Cardinals)	8

KICKOFF RETURN TDs SEASON

Rk	Player	TD
1.	Derrick Witherspoon (1996)	2
	Timmy Brown (1966)	2

KICKOFF RETURN YARDS GAME

Rk	Player	Yds
1.	Derrick Witherspoon (11/24/96 at Cardinals)	253
2.	Timmy Brown (11/6/66 vs. Cowboys)	247
3.	Allen Rossum (11/14/99 vs. Washington)	222

KICKOFF RETURN TDs GAME

Rk	Player	TD
1.	Timmy Brown (11/6/66 vs. Cowboys)	2

NFL Record





PUNT RETURN AVERAGE CAREER

Rk	Player	PR	FC	Yds	Avg	Lg	TD
1.	Ernie Steele (1942-48)	44	---	737	16.8	80t	1
2.	Steve Van Buren (1944-51)	34	---	473	13.9	55t	2
3.	Pat McHugh (1947-51)	31	---	402	13.0	69t	1
4.	Brian Westbrook (2002-09)	39	21	498	12.8	84t	2
5.	Brian Mitchell (2000-02)	117	66	1,369	11.7	76t	2
6.	Darren Sproles (2014-19)	116	68	1,355	11.7	89t	4
7.	Frank Reagan (1949-51)	27	---	304	11.3	42	1
8.	Bosh Pritchard (1942, '47-51)	91	---	975	10.7	55t	1
9.	Vai Sikahema (1992-93)	73	30	778	10.7	87t	1
10.	Larry Marshall (1974-77)	104	16	1,086	10.4	48	0

PUNT RETURNS CAREER

Rk	Player	PR
1.	Wally Henry (1977-82)	148
2.	DeSean Jackson (2008-13, '19-20)	132
3t.	Brian Mitchell (2000-02)	117
	John Sciarra (1978-83)	117
5.	Darren Sproles (2014-19)	116

PUNT RETURN YARDS CAREER

Rk	Player	Yds
1.	Brian Mitchell (2000-02)	1,369
2.	Darren Sproles (2014-19)	1,355
3.	DeSean Jackson (2008-13, '19-20)	1,296
4.	Wally Henry (1977-82)	1,231
5.	Larry Marshall (1974-77)	1,086

PUNT RETURN TDs CAREER

Rk	Player	TD
1t.	DeSean Jackson (2008-13, '19-20)	4
	Darren Sproles (2014-19)	4
3t.	Brian Westbrook (2002-09)	2
	Brian Mitchell (2000-02)	2
	Steve Van Buren (1944-51)	2

PUNT RETURN AVERAGE SEASON

Rk	Player	PR	FC	Yds	Avg	Lg	TD
1.	Steve Van Buren (1944)	15	---	230	15.3	55	1
2.	Brian Westbrook (2003)	20	16	306	15.3	84t	2
3.	DeSean Jackson (2009)	29	15	441	15.2	85t	2
4.	Alvin Haymond (1968)	15	6	201	13.4	54t	1
5.	Darren Sproles (2016)	17	13	224	13.2	66	0
6.	Darren Sproles (2014)	39	16	506	13.0	82t	2
7.	Reno Mahe (2005)	21	9	269	12.8	44	0
8.	Frank Reagan (1949)	21	---	266	12.7	42	1
9.	Kelvin Martin (1995)	17	10	214	12.6	38	0
10.	Vai Sikahema (1992)	40	10	503	12.6	87t	1

Led NFL Led Conference

PUNT RETURNS SEASON

Rk	Player	PR
1.	Wally Henry (1981)	54
2.	Rod Harris (1991)	53
3.	DeSean Jackson (2008)	50
4t.	Brian Mitchell (2002)	46
	Larry Marshall (1977)	46

LONGEST PUNT RETURNS

Rk	Player	Yds
1.	Damaris Johnson (12/2/2012 at Cowboys)	98t
2.	Darren Sproles (9/27/2015 at Jets)	89t
3.	Vai Sikahema (11/22/1992 at Giants)	87t
4.	DeSean Jackson (9/13/2009 at Panthers)	85t
5.	Brian Westbrook (10/19/2003 at Giants)	84t
6.	Darren Sproles (12/6/2015 at Patriots)	83t
7.	Darren Sproles (9/28/2014 at 49ers)	82t
8t.	Brian Westbrook (12/21/2003 vs. 49ers)	81t
	Tommy McDonald (10/4/1959 vs. Giants)	81t
10.	Ernie Steele (10/25/1942 at Bears) (lateral)	80t

PUNT RETURN YARDS SEASON

Rk	Player	Yds
1.	Brian Mitchell (2002)	567
2.	Darren Sproles (2014)	506
3.	Vai Sikahema (1992)	503
4.	Larry Marshall (1977)	489
5.	Brian Mitchell (2001)	467

PUNT RETURNS GAME

Rk	Player	PR
1.	Larry Marshall (9/18/77 vs. Buccaneers)	9
2t.	DeSean Jackson (9/7/08 vs. Rams)	8
	Evan Cooper (10/26/86 vs. Chargers)	8
	Vai Sikahema (12/13/92 at Seahawks)	8

PUNT RETURN TDs SEASON

Rk	Player	TD
1t.	Darren Sproles (2015)	2
	Darren Sproles (2014)	2
	DeSean Jackson (2009)	2
	Brian Westbrook (2003)	2

PUNT RETURN YARDS GAME

Rk	Player	Yds
1.	Alvin Haymond (10/6/68 at Washington)	140
2.	Darren Sproles (12/6/15 at Patriots)	115
3.	Vai Sikahema (11/22/92 at Giants)	111
4.	Britain Covey (12/4/22 vs. Titans)	105



INTERCEPTIONS RETURNED FOR TOUCHDOWNS (YARDS)

12/24/22	Josh Sweat at Cowboys (L)	42	12/03/89	Clyde Simmons at Giants (W)	60
09/11/22	James Bradberry at Lions (W)	27	09/10/89	Eric Everett vs. Seahawks (W)	30
12/26/21	Alex Singleton vs. Giants (W)	29	10/27/85	Wes Hopkins vs. Bills (W)	24
11/21/21	Darius Slay vs. Saints (W)	51	09/29/85	Herman Edwards vs. Giants (L)	3
10/04/20	Alex Singleton at 49ers (W)	30	12/19/82	Richard Blackmore vs. Oilers (W)	20
10/06/19	Nathan Gerry vs. Jets (W)	51	12/17/78	Frank LeMaster vs. Giants (W)	9
01/21/18	Patrick Robinson vs. Vikings (W)	50	10/15/78	John Sanders vs. Washington (W)	19
10/29/17	Jalen Mills vs. 49ers (W)	37	12/21/75	Joe Lavender at Washington (W)	36
12/22/16	Malcolm Jenkins vs. Giants (W)	34		Frank LeMaster at Washington (W)	89
12/11/16	Leodis McKelvin vs. Washington (L)	29	09/29/74	Joe Lavender vs. Baltimore Colts (W)	37
10/16/16	Malcolm Jenkins at Washington (L)	64	12/09/73	John Outlaw vs. Jets (W)	45
12/06/15	Malcolm Jenkins at Patriots (W)	99	12/19/71	Al Nelson at Giants (W)	19
11/08/15	Jordan Hicks* at Cowboys (W)	67	10/19/69	Bill Bradley* at Cowboys (L)	56
10/19/15	Nolan Carroll vs. Giants (W)	17	10/13/69	Nate Ramsey at Baltimore Colts (L)	26
11/10/14	Bradley Fletcher vs. Panthers (W)	34	09/21/69	Joe Scarpati vs. Browns (L)	34
09/28/14	Malcolm Jenkins at 49ers (L)	53	12/10/67	Joe Scarpati at Cowboys (L)	67
12/22/13	Brandon Boykin vs. Bears (W)	54	10/08/67	Don Hultz at Falcons (W)	16
11/13/11	Asante Samuel vs. Cardinals (L)	20	11/20/66	Jim Nettles at 49ers (W)	34
11/15/10	Dimitri Patterson at Washington (W)	40	12/12/65	Maxie Baughan at Steelers (W)	33
12/06/09	Sheldon Brown at Falcons (W)	83		Jim Nettles* at Steelers (W)	56
10/26/09	Will Witherspoon at Washington (W)	9		George Tarasovic at Steelers (W)	40
01/04/09	Asante Samuel at Vikings (W)	44	12/06/64	Joe Scarpati* vs. Cowboys (W)	24
12/15/08	Asante Samuel vs. Browns (W)	50	10/25/64	Irv Cross at Steelers (W)	94
10/12/08	Juqua Parker at 49ers (W)	55	11/10/63	Lee Roy Caffey* at Giants (L)	87
12/17/06	Trent Cole at Giants (W)	19	10/13/57	Jimmy Harris* at Browns (L)	65
12/10/06	Michael Lewis at Washington (W)	84	10/05/57	Jerry Norton vs. Giants (L)	99
11/12/06	Sheldon Brown vs. Washington (W)	70	10/14/56	Eddie Bell at Steelers (W)	28
10/08/06	Lito Sheppard vs. Cowboys (W)	102	11/13/55	Bibbles Bawel vs. Browns (W)	40
10/02/05	Sheldon Brown at Chiefs (W)	40	10/15/55	Bibbles Bawel at Steelers (L)	42
11/15/04	Lito Sheppard at Cowboys (W)	101	12/12/54	Jerry Norton* vs. Giants (W)	69
10/17/04	Lito Sheppard vs. Panthers (W)	64	11/15/53	Chuck Bednarik vs. Baltimore Colts (W)	26
10/05/03	ND Kalu vs. Washington (W)	15	12/14/52	Mike Jarmoluk at Washington (L)	45
01/11/03	Bobby Taylor vs. Falcons (W)	39	12/07/52	Vic Sears vs. Dallas Texans (W)	9
12/21/02	Shawn Barber at Cowboys (W)	80	11/02/52	Russ Craft at Packers (L)	32
12/01/02	Bobby Taylor vs Rams (W)	23	10/29/50	Joe Muha vs. Washington (W)	19
01/12/02	Damon Moore vs. Buccaneers (W)	59	10/22/50	Norm Willey* at Steelers (W)	41
11/18/01	William Hampton at Cowboys (W)	33	09/24/50	Frank Reagan at Chicago Cardinals (W) (lateral)	46
	Jeremiah Trotter at Cowboys (W)	50	12/04/49	Joe Muha at Giants (W)	28
11/19/00	Mike Caldwell vs. Cardinals (W)	26	11/20/49	Pat McHugh vs. NY Bulldogs (W)	21
09/03/00	Jeremiah Trotter at Cowboys (W)	27	11/10/46	Gil Steinke at Giants (L)	52
01/02/00	Al Harris vs. Rams (W)	17	12/03/44	Vic Lindskog* vs. Brooklyn Tigers (W)	65
	Mike Mamula vs. Rams (W)	41	11/26/44	Tom Miller vs. Bears (L)	35
11/21/99	Brandon Whiting vs. Colts (L)	22	11/19/44	Jack Hinkle at Washington (W)	50
10/24/99	Brian Dawkins at Dolphins (L)	67	11/07/43	Larry Cabrelli vs. Washington (T)	24
10/03/99	Bobby Taylor at Giants (L)	18	10/31/43	Ben Kish vs. Chicago Cardinals (W)	86
12/07/97	Brian Dawkins vs. Giants (L)	64	09/16/38	Jay Arnold at Pittsburgh Pirates (W)	22
11/03/96	Troy Vincent at Cowboys (W) (lateral)	90	10/10/37	Maurice Harper* at Washington (W)	20
12/30/95	William Thomas vs. Lions (W)	30	11/06/34	Swede Hanson vs. Cincinnati Reds (W)	---
	Barry Wilburn vs. Lions (W)	24	11/26/33	Lee Woodruff vs. Cincinnati Reds (W)	55
09/10/95	William Thomas at Cardinals (W)	37			
12/24/94	Mike Zordich at Bengals (L)	18			
10/30/94	Greg Jackson at Washington (W)	55			
12/26/93	Eric Allen vs. Saints (W)	33			
	Eric Allen vs. Saints (W)	25			
10/03/93	Eric Allen at Jets (W)	94			
09/19/93	Eric Allen vs. Washington (W)	29			
01/03/93	Eric Allen at Saints (W)	18			
12/06/92	Seth Joyner vs. Vikings (W)	24			
11/22/92	Seth Joyner at Giants (W)	43			
12/22/91	Otis Smith vs. Washington (W)	74			
12/23/90	Eric Allen vs. Cowboys (W)	35			
11/25/90	Byron Evans vs. Giants (W)	23			
11/12/90	William Frizzell vs. Washington (W)	30			

\* Rookie | *Playoff Game*



MALCOLM JENKINS



FUMBLE RECOVERY TOUCHDOWNS (YARDS)

11/14/21 ..... Darius Slay at Broncos (W).....	83	12/18/66 ..... Harold Wells at Washington (W).....	60
10/31/21 ..... Darius Slay at Lions (W).....	33	10/10/65 ..... George Tarasovic at Cowboys (W).....	62
11/01/20 ..... Rodney McLeod vs. Cowboys (W).....	53	11/22/64 ..... Mike Morgan* vs. St. Louis Cardinals (L).....	0
10/18/20 ..... J.J. Arcega-Whiteside vs. Ravens (L).....	0	11/27/60 ..... J.D. Smith vs. Giants (W).....	0
12/15/19 ..... Nigel Bradham at Washington (W).....	48	11/20/60 ..... Jimmy Carr at Giants (W).....	38
10/06/19 ..... Orlando Scandrick vs. Jets (W).....	44	12/13/59 ..... Don Owens vs. Browns (L).....	3
12/25/17 ..... Derek Barnett* vs. Raiders (W).....	23	11/22/59 ..... Jerry Huth vs. Los Angeles Rams (W).....	0
12/10/17 ..... Brandon Graham at Rams (W).....	16	10/04/59 ..... Chuck Weber vs. Giants (W).....	0
11/26/17 ..... Nelson Agholor vs. Bears (W).....	0	12/12/54 ..... Norm Willey vs. Giants (W).....	0
11/19/17 ..... Nigel Bradham at Cowboys (W).....	37	10/25/53 ..... Tom Scott* at Chicago Cardinals (W).....	0
09/10/17 ..... Fletcher Cox at Washington (W).....	20	12/07/52 ..... Ebert Van Buren vs. Dallas Texans (W).....	0
01/03/16 ..... Walter Thurmond at Giants (W).....	83	11/16/52 ..... Pete Pihos vs. Chicago Cardinals (W).....	12
10/05/14 ..... Cedric Thornton vs. Rams (W).....	0	11/09/52 ..... Mike Jarmoluk vs. Washington (W).....	16
09/07/14 ..... Fletcher Cox vs. Jaguars (W).....	17	11/04/51 ..... Gerry Cowhig at Steelers (W).....	25
10/27/13 ..... Najee Goode vs. Giants (L).....	2	10/29/50 ..... John Green vs. Washington (W).....	2
12/18/11 ..... Juqua Parker vs. Jets (W).....	47	11/06/49 ..... Russ Craft vs. Los Angeles Rams (W).....	21
11/07/11 ..... Brian Rolle vs. Bears (L).....	22	10/31/48 ..... Bosh Pritchard at Steelers (W).....	18
09/11/11 ..... Juqua Parker at Rams (W).....	56	10/05/47 ..... Joe Muha vs. Giants (W).....	2
10/10/10 ..... Quintin Mikell at 49ers (W).....	52	10/08/44 ..... Jack Banta vs. Washington (T).....	0
12/13/09 ..... Sheldon Brown at Giants (W).....	60	10/31/43 ..... Jack Hinkle vs. Chicago Cardinals (W).....	0
09/13/09 ..... Victor Abiamiri at Panthers (W).....	2	10/24/43 ..... Al Wukits* at Giants (L).....	2
12/28/08 ..... Chris Clemons vs. Cowboys (W).....	73	11/01/42 ..... Rupert Pate at Washington (L).....	53
..... Joselio Hanson vs. Cowboys (W).....	96	09/20/42 ..... Vic Sears at Cleveland Rams (L).....	25
09/15/08 ..... Chris Gocong at Cowboys (L).....	0	09/15/40 ..... Don Looney* at Packers (L).....	44
12/30/07 ..... Kevin Curtis vs. Bills (W).....	0	10/15/39 ..... Theodore Schmitt at Giants (L).....	63
12/23/07 ..... Kevin Curtis at Saints (W).....	0	09/25/38 ..... Joe Carter vs. Giants (W).....	92
09/24/06 ..... Mike Patterson at 49ers (W).....	98	..... Bob Pylman* vs. Giants (W).....	88
10/09/05 ..... Sheldon Brown at Cowboys (L).....	80	09/16/38 ..... Jay Arnold at Pittsburgh Pirates (W).....	18
01/16/05 ..... Freddie Mitchell vs. Vikings (W).....	0	10/31/37 ..... Joe Pilconis at Pittsburgh Pirates (L).....	22
12/15/02 ..... Carlos Emmons vs. Washington (W).....	44		
12/09/01 ..... Brian Dawkins vs. Chargers (W).....	49		
09/30/01 ..... Damon Moore vs. Cowboys (W).....	10		
09/15/97 ..... William Thomas at Cowboys (L).....	37		
12/22/96 ..... Mike Mamula vs. Cardinals (W).....	4		
10/13/96 ..... William Thomas at Giants (W).....	23		
09/30/96 ..... Rhett Hall vs. Cowboys (L).....	32		
12/24/95 ..... Jerome Henderson at Bears (L).....	0		
10/29/95 ..... Kevin Johnson vs. St. Louis Rams (W).....	37		
10/15/95 ..... Mike Zordich at Giants (W).....	58		
09/24/95 ..... Greg Jackson at Raiders (L).....	45		
01/03/94 ..... Byron Evans at 49ers (W).....	30		
09/13/92 ..... Reggie White at Phoenix Cardinals (W).....	37		
11/24/91 ..... Seth Joyner at Phoenix Cardinals (W).....	34		
..... Clyde Simmons at Phoenix Cardinals (W).....	0		
10/06/91 ..... Seth Joyner at Buccaneers (L).....	0		
11/12/90 ..... Clyde Simmons vs. Washington (W).....	18		
12/03/89 ..... Andre Waters at Giants (W).....	3		
11/20/88 ..... Cris Carter at Giants (W).....	0		
09/20/87 ..... Seth Joyner vs. Saints (W).....	18		
09/13/87 ..... Reggie White at Washington (L).....	70		
12/15/85 ..... Dave Little at Chargers (L).....	0		
12/26/82 ..... Greg Brown at Cowboys (W).....	0		
10/11/81 ..... Frank LeMaster at Saints (W).....	47		
09/27/81 ..... Greg Brown* vs. Washington (W).....	7		
11/16/80 ..... Jerry Robinson at Washington (W).....	59		
11/19/78 ..... Herman Edwards at Giants (W).....	26		
12/01/74 ..... Will Wynn vs. Packers (W).....	87		
10/06/74 ..... Bill Dunstan at Chargers (W).....	46		
09/23/74 ..... Joe Lavender vs. Cowboys (W).....	96		
11/04/73 ..... Will Wynn* vs. Patriots (W).....	24		
11/21/71 ..... Ben Hawkins at St. Louis Cardinals (W).....	5		
..... Steve Smith at St. Louis Cardinals (W).....	5		
11/15/70 ..... Steve Preece vs. Falcons (T).....	21		

\* Rookie | *Playoff Game*

LONGEST FUMBLE RECOVERY TOUCHDOWN		
Rk	Player	Yds
1.	Mike Patterson (9/24/06 at 49ers).....	98t
2t.	Joselio Hanson (12/28/08 vs. Cowboys).....	96t
	Joe Lavender (9/23/74 vs. Cowboys).....	96t
4.	Joe Carter (9/25/38 vs. Giants).....	92t
5.	Boby Pylman (9/25/38 vs. Giants).....	88t
6.	Will Wynn (12/1/74 vs. Packers).....	87t
7t.	<b>Darius Slay (11/14/21 at Broncos).....</b>	<b>83t</b>
	Walter Thurmond (1/3/16 at Giants).....	83t
9.	Sheldon Brown (10/9/05 at Cowboys).....	80t
10.	Chris Clemons (12/28/08 vs. Cowboys).....	73t

FUMBLE RECOVERY TOUCHDOWNS CAREER		
Rk	Player	TD
1t.	<b>Fletcher Cox (2012-)</b> .....	<b>3</b>
	Seth Joyner (1986-93).....	3
2t.	<b>10x, last: Darius Slay (2020-)</b> .....	<b>2</b>

FUMBLE RECOVERY TOUCHDOWNS SEASON		
Rk	Player	TD
1t.	<b>Darius Slay (2021)</b> .....	<b>2</b>
	Juqua Parker (2011).....	2
	Kevin Curtis (2007).....	2
	Seth Joyner (1991).....	2





KICKOFF RETURN TOUCHDOWNS (YARDS)

10/23/16	Josh Huff vs. Vikings (W)	98
10/16/16	Wendell Smallwood* at Washington (L)	86
11/23/14	Josh Huff* vs. Titans (W)	107
09/21/14	Chris Polk vs. Washington (W)	102
11/23/08	Quintin Demps* at Ravens (L)	100
11/04/01	Brian Mitchell at Cardinals (W)	94
10/01/00	Brian Mitchell vs. Falcons (W)	89
11/14/99	Allen Rossum vs. Washington (W)	89
11/02/97	Willie Clark at Cardinals (L)	39
11/24/96	Derrick Witherspoon at Cardinals (L)	95
09/22/96	Derrick Witherspoon at Falcons (W)	97
12/17/95	Derrick Witherspoon vs. Cardinals (W)	86
12/24/94	Herschel Walker at Bengals (L)	94
11/18/84	Andre Waters* vs. Washington (W)	89
12/02/79	Billy Campfield vs. Lions (W)	92
12/11/77	Wilbert Montgomery* vs. Giants (W)	99
09/22/68	Alvin Haymond vs. Giants (L)	98
11/06/66	Timmy Brown vs. Cowboys (W)	93
	Timmy Brown vs. Cowboys (W)	90
09/22/63	Timmy Brown vs. Cardinals (L)	100
12/02/62	Timmy Brown at Washington (W)	99
09/17/61	Timmy Brown vs. Browns (W)	105
09/24/55	Jerry Norton vs. Giants (W)	96
10/07/50	Russ Craft vs. Rams (W)	103
09/28/47	Steve Van Buren vs. Washington (W)	95
12/02/45	Steve Van Buren at Giants (L)	98
11/12/44	Steve Van Buren* vs. Giants (T)	97
11/01/42	Bosh Pritchard* at Washington (L)	97
11/13/38	Dave Smukler at Brooklyn Dodgers (L)	100

\* Rookie | *Playoff Game*

PUNT RETURN TOUCHDOWNS (YARDS)

12/06/20	Jalen Reagor at Packers (L)	73
12/06/15	Darren Sproles at Patriots (W)	83
09/27/15	Darren Sproles at Jets (W)	89
11/10/14	Darren Sproles vs. Panthers (W)	65
09/28/14	Darren Sproles at 49ers (L)	82
12/02/12	Damaris Johnson* at Cowboys (L)	98
12/19/10	DeSean Jackson at Giants (W)	65
12/13/09	DeSean Jackson at Giants (W)	72
09/13/09	DeSean Jackson at Panthers (W)	85
10/05/08	DeSean Jackson* vs. Washington (L)	68
12/21/03	Brian Westbrook vs. 49ers (L)	81
10/19/03	Brian Westbrook at Giants (W)	84
11/25/02	Brian Mitchell at 49ers (W)	76
09/24/00	Brian Mitchell at Saints (W)	72
11/22/92	Vai Sikahema at Giants (W)	87
11/30/86	Greg Garrity at Raiders (W)	76
09/03/78	Wally Henry vs. Rams (L)	57
10/06/68	Alvin Haymond at Washington (L)	54
11/06/66	Aaron Martin vs. Cowboys (W)	67
12/19/65	Bob Shann* vs. Lions (L)	63
12/03/61	Timmy Brown at Steelers (W)	66
10/11/59	Art Powell* vs. Steelers (W)	58
10/04/59	Tommy McDonald vs. Giants (W)	81
11/09/52	Don Stevens* vs. Washington (W)	56
10/26/52	Bibbles Bawel* at Giants (W)	52
12/04/49	Frank Reagan at Giants (W)	41
10/30/49	Clyde Scott* at Steelers (W)	70
10/31/48	Bosh Pritchard at Steelers (W)	55
12/21/47	<i>Bosh Pritchard at Steelers (W)</i>	79
11/23/47	Pat McHugh* at Boston Yanks (L)	69
11/02/47	Pete Pihos* at Washington (W)	26
12/08/46	Steve Van Buren at Boston Yanks (W)	50
10/22/44	Steve Van Buren* vs. Boston Yanks (W)	55
10/25/42	Ernie Steele* at Bears (L) (lateral)	80
10/18/36	Stumpy Thomason at Boston (L)	15

\* Rookie | *Playoff Game*

BLOCKED PUNTS RETURNED FOR TDs (YARDS)

12/06/15	Najee Goode at Patriots (W)	24
12/28/14	Trey Burton* at Giants (W)	27
10/05/14	Chris Maragos vs. Rams (W)	10
09/28/14	Brad Smith at 49ers (L)	0
11/22/92	Ken Rose at Giants (W)	3
09/02/84	Rich Kraynak at Giants (L)	8
10/31/71	Bill Hobbs vs. Broncos (W)	0
12/20/70	Mike Dirks vs. Steelers (W)	0
11/12/67	Jim Nettles at Rams (L)	0
12/18/49	<i>Leo Skladany* at Rams (W)</i>	2
11/02/47	Pete Pihos at Washington (W)	26
11/03/46	Augie Lio vs. Giants (W)	0

\* Rookie | *Playoff Game*

MISSED FGs RETURNED FOR TDs (YARDS)

09/26/71	Al Nelson vs. Cowboys (L)	101
12/11/66	Al Nelson vs. Browns (W)	100
09/16/62	Timmy Brown vs. Cardinals (L)	99

BLOCKED FGs RETURNED FOR TDs (YARDS)

10/23/05	Matt Ware vs. Chargers (W)	65
11/20/88	Clyde Simmons at Giants (W)	15




DARREN SPROLES





NICK FOLES



RON JAWORSKI

STARTING QUARTERBACK RECORDS (SINCE 1956)

2022..... Jalen Hurts .....14-1	1999..... Doug Pederson.....2-7	1978..... Ron Jaworski.....9-7
Gardner Minshew.....0-2	Donovan McNabb.....2-4	1977..... Ron Jaworski.....5-9
2021..... Jalen Hurts .....8-7	Koy Detmer.....1-0	1976..... Mike Boryla.....3-7
Gardner Minshew.....1-1	1998..... Bobby Hoying.....1-6	Roman Gabriel.....1-3
2020..... Carson Wentz.....3-8-1	Koy Detmer.....1-4	1975..... Roman Gabriel.....2-7
Jalen Hurts .....1-3	Rodney Peete.....1-3	Mike Boryla.....2-3
2019..... Carson Wentz.....9-7	1997..... Ty Detmer.....2-5	1974..... Roman Gabriel.....4-7
2018..... Carson Wentz.....5-6	Bobby Hoying.....2-3-1	Mike Boryla.....3-0
Nick Foles .....4-1	Rodney Peete.....2-1	1973..... Roman Gabriel.....5-8-1
2017..... Carson Wentz.....11-2	1996..... Ty Detmer.....7-4	1972..... John Reaves.....0-7
Nick Foles .....2-1	Rodney Peete.....3-2	Pete Liske.....2-4-1
2016..... Carson Wentz.....7-9	1995..... Rodney Peete.....9-3	1971..... Pete Liske.....5-5
2015..... Sam Bradford.....7-7	Randall Cunningham.....1-3	Rick Arrington.....1-2-1
Mark Sanchez.....0-2	1994..... Randall Cunningham.....7-7	1970..... Norm Snead.....3-9-1
2014..... Nick Foles .....6-2	Bubby Brister.....0-2	Rick Arrington.....0-1
Mark Sanchez.....4-4	1993..... Bubby Brister.....4-4	1969..... Norm Snead.....4-8-1
2013..... Michael Vick.....2-4	Randall Cunningham.....4-0	George Mira.....0-1
Nick Foles .....8-2	Ken O'Brien.....0-4	1968..... Norm Snead.....2-9
2012..... Michael Vick.....3-7	1992..... Randall Cunningham.....10-5	King Hill.....0-2
Nick Foles .....1-5	Jim McMahon.....1-0	John Huarte.....0-1
2011..... Michael Vick.....7-6	1991..... Jim McMahon.....8-3	1967..... Norm Snead.....6-7-1
Vince Young.....1-2	Randall Cunningham.....1-0	1966..... Norm Snead.....5-5
2010..... Michael Vick.....8-3	Jeff Kemp.....1-1	King Hill.....2-0
Kevin Kolb.....2-3	Brad Goebel.....0-2	Jack Concannon.....2-0
2009..... Donovan McNabb.....10-4	1990..... Randall Cunningham.....10-6	1965..... Norm Snead.....4-5
Kevin Kolb.....1-1	1989..... Randall Cunningham.....11-5	King Hill.....1-4
2008..... Donovan McNabb.....9-6-1	1988..... Randall Cunningham.....10-6	1964..... Norm Snead.....4-6
2007..... Donovan McNabb.....8-6	1987..... Randall Cunningham.....7-5	King Hill.....1-1
A.J. Feeley.....0-2	Scott Tinsley.....0-3	Jack Concannon.....1-1
2006..... Donovan McNabb.....5-5	1986..... Ron Jaworski.....3-6	1963..... Sonny Jurgensen.....2-6-1
Jeff Garcia.....5-1	Randall Cunningham.....1-3-1	King Hill.....0-4-1
2005..... Donovan McNabb.....4-5	Matt Cavanaugh.....1-1	1962..... Sonny Jurgensen.....3-9-1
Mike McMahon.....2-5	1985..... Ron Jaworski.....6-6	King Hill.....0-1
2004..... Donovan McNabb.....13-2	Randall Cunningham.....1-3	1961..... Sonny Jurgensen.....10-4
Koy Detmer.....0-1	1984..... Ron Jaworski.....5-7-1	1960..... Norm Van Brocklin.....10-2
2003..... Donovan McNabb.....12-4	Joe Pisarcik.....1-2	1959..... Norm Van Brocklin.....7-5
2002..... Donovan McNabb.....7-3	1983..... Ron Jaworski.....5-11	1958..... Norm Van Brocklin.....2-9-1
A.J. Feeley.....4-1	1982..... Ron Jaworski.....3-6	1957..... Bobby Thomason.....2-5
Koy Detmer.....1-0	1981..... Ron Jaworski.....10-6	Sonny Jurgensen.....2-3
2001..... Donovan McNabb.....11-5	1980..... Ron Jaworski.....12-4	1956..... Bobby Thomason.....3-5-1
2000..... Donovan McNabb.....11-5	1979..... Ron Jaworski.....11-5	Adrian Burk.....0-3



PASSING

ATTEMPTS

1. Carson Wentz (2016).....607
2. Nick Foles (2012).....265
3. John Reaves (1972).....224
4. Donovan McNabb (1999).....216
5. Davey O'Brien (1939).....201
6. **Jalen Hurts (2020)**..... **148**
7. Mike Boryla (1974).....102
8. Foster Watkins (1940)..... 85
9. Randall Cunningham (1985)..... 81
- 10t. Rick Arrington (1970).....73
- Red Kirkman (1933).....73

COMPLETIONS

1. Carson Wentz (2016).....379
2. Nick Foles (2012).....161
3. John Reaves (1972).....108
4. Donovan McNabb (1999).....106
5. Davey O'Brien (1939)..... 99
6. **Jalen Hurts (2020)**..... **77**
7. Mike Boryla (1974)..... 60
8. Rick Arrington (1970)..... 37
9. Randall Cunningham (1985)..... 34
10. Sonny Jurgensen (1957)..... 33

PASSING YARDS

1. Carson Wentz (2016).....3,782
2. Nick Foles (2012).....1,699
3. John Reaves (1972).....1,508
4. Davey O'Brien (1939).....1,324
5. **Jalen Hurts (2020)**..... **1,061**
6. Donovan McNabb (1999).....948
7. Mike Boryla (1974).....580
8. Foster Watkins (1940).....565
9. Randall Cunningham (1985).....548
10. Sonny Jurgensen (1957).....470

TOUCHDOWNS

1. Carson Wentz (2016)..... 16
2. Donovan McNabb (1999)..... 8
3. John Reaves (1972)..... 7
- 4t. **Jalen Hurts (2020)**..... **6**
- Nick Foles (2012).....6
- Davey O'Brien (1939).....6
- 7t. Mike Boryla (1974)..... 5
- Sonny Jurgensen (1957)..... 5

COMPLETION PERCENTAGE

1. Carson Wentz (2016).....62.4
2. Nick Foles (2012).....60.8
3. Mike Boryla (1974).....58.8
4. **Jalen Hurts (2020)**..... **52.0**
5. Davey O'Brien (1939).....49.3

(min. 75 attempts)

PASSER RATING

1. Carson Wentz (2016).....79.3
2. Nick Foles (2012).....79.1
3. Mike Boryla (1974).....78.9
4. **Jalen Hurts (2020)**..... **77.6**
5. Donovan McNabb (1999).....60.1

(min. 75 attempts)

RUSHING

ATTEMPTS

1. Po James (FB) (1972).....182
2. Miles Sanders (2019).....179
3. Keith Byars (FB) (1986).....177
4. Lee Bougness (FB) (1970).....159
5. LeSean McCoy (2009).....155
6. Billy Barnes (1957).....143
7. James Joseph (1991).....135
8. Correll Buckhalter (2001).....129
9. Clarence Peaks (1957).....125
10. Mike Hogan (1976).....123

RUSHING YARDS

1. Miles Sanders (2019).....818
2. LeSean McCoy (2009).....637
3. Correll Buckhalter (2001).....586
4. Keith Byars (FB) (1986).....577
5. Po James (FB) (1972).....565
6. Bryce Brown (2012).....564
7. Mike Hogan (FB) (1976).....561
8. Billy Barnes (1957).....529
9. Josh Adams (2018).....511
10. Clarence Peaks (1957).....495

TOUCHDOWNS

- 1t. **Kenneth Gainwell (2021)**..... **5**
- Don Johnson (1953)..... 5
- Steve Van Buren (1944)..... 5
- 4t. Corey Clement (2017)..... 4
- Bryce Brown (2012)..... 4
- LeSean McCoy (2009)..... 4
- Ken Keller (1956)..... 4
- Mel Bleeker (1944)..... 4
- Jim Castiglia (FB) (1941)..... 4

RECEIVING

RECEPTIONS

1. Keith Jackson (TE) (1988)..... 81
2. Jordan Matthews (2014)..... 67
3. **DeVonta Smith (2021)**..... **64**
4. DeSean Jackson (2008)..... 62
5. Don Looney (E) (1940)..... 58
6. Jeremy Maclin (2009)..... 56
7. Charle Young (TE) (1973)..... 55
- 8t. Miles Sanders (RB) (2019)..... 50
- Lee Bougness (RB) (1970)..... 50
10. Reggie Brown (2005)..... 43

RECEIVING YARDS

1. **DeVonta Smith (2021)**..... **916**
2. DeSean Jackson (2008).....912
3. Jordan Matthews (2014).....872
4. Keith Jackson (TE) (1988).....869
5. Charle Young (TE) (1973).....854
6. Jeremy Maclin (2009).....773
7. Fred Barnett (1990).....721
8. Don Looney (E) (1940).....707
9. Calvin Williams (1990).....602
10. Reggie Brown (2005).....571

TOUCHDOWNS

1. Calvin Williams (1990)..... 9
- 2t. Jordan Matthews (2014)..... 8
- Fred Barnett (1990).....8
- Bobby Walston (E) (1951).....8
5. Pete Pihos (E) (1947)..... 7
- 6t. Keith Jackson (TE) (1988)..... 6
- Charle Young (TE) (1973)..... 6
- 8t. **DeVonta Smith (2021)**..... **5**
- Hal Giancanelli (B) (1953)..... 5

TOTAL OFFENSE

SCRIMMAGE YARDS

1. Miles Sanders (RB) (2019).....1,327
2. DeSean Jackson (WR) (2008).....1,008
3. LeSean McCoy (RB) (2009).....945
4. **DeVonta Smith (WR) (2021)**..... **916**
5. Charle Young (TE) (1973).....878
6. Jordan Matthews (WR) (2014).....872
7. Keith Jackson (TE) (1988).....869
8. Lee Bougness (RB) (1970).....802
9. Jeremy Maclin (WR) (2009).....766
10. Billy Barnes (RB) (1957).....741

TOUCHDOWNS

1. Calvin Williams (WR) (1990)..... 9
- 2t. Jordan Matthews (WR) (2014)..... 8
- Fred Barnett (WR) (1990).....8
- Bobby Walston (E) (1951).....8
- Pete Pihos (E) (1947)..... 8
- Mel Bleeker (RB) (1944)..... 8
- 7t. Charle Young (TE) (1973)..... 7
- Don Johnson (RB) (1953)..... 7
- Steve Van Buren (RB) (1944)..... 7
- 10t. **Kenneth Gainwell (RB) (2021)**..... **6**
- Miles Sanders (RB) (2019)..... 6
- Corey Clement (RB) (2017)..... 6
- Keith Jackson (TE) (1988)..... 6
- Hal Giancanelli (B) (1953)..... 6



DEVONTA SMITH





**SACKS**

**SACKS (SINCE 1982)**

1.	Corey Simon (DT) (2000).....	9.5
2.	Derrick Burgess (DE) (2001).....	6.0
<b>3t.</b>	<b>Fletcher Cox (DT) (2012).....</b>	<b>5.5</b>
	Mike Mamula (DE) (1995).....	5.5
5t.	Derek Barnett (DE) (2017).....	5.0
	Trent Cole (DE) (2005).....	5.0
7.	Jerome Brown (DT) (1987).....	4.0
8.	Mike Patterson (DT) (2005).....	3.5
<b>9.</b>	<b>Brandon Graham (DE) (2010).....</b>	<b>3.0</b>

**INTERCEPTIONS**

**INTERCEPTIONS (SINCE 1940)**

1t.	Tom Brookshier (DB) (1953).....	8
	Ed "Bibbles" Bawel (B) (1952).....	8
3.	Herman Edwards (DB) (1977).....	6
4t.	Eric Allen (DB) (1988).....	5
	Randy Logan (S) (1973).....	5
	Jerry Norton (DB) (1954).....	5
	Steve Van Buren (B) (1944).....	5
8t.	Roynell Young (CB) (1980).....	4
	Brenard Wilson (S) (1979).....	4

**KICKING**

**POINTS**

1.	Cody Parkey (2014).....	150
2.	Alex Henery (2011).....	118
3.	Paul McFadden (1984).....	116
<b>4.</b>	<b>Jake Elliott (2017).....</b>	<b>110</b>
5.	Tony Franklin (1979).....	105

**FIELD GOALS**

1.	Cody Parkey (2014).....	32
2.	Paul McFadden (1984).....	30
<b>3.</b>	<b>Jake Elliott (2017).....</b>	<b>26</b>
4.	Alex Henery (2011).....	24
5.	Tony Franklin (1979).....	23

**FIELD GOAL ATTEMPTS**

1.	Paul McFadden (1984).....	37
2.	Cody Parkey (2014).....	36
<b>3t.</b>	<b>Jake Elliott (2017).....</b>	<b>31</b>
	Tony Franklin (1979).....	31
5.	Alex Henery (2011).....	27

**FIELD GOAL PERCENTAGE**

1t.	Cody Parkey (2014).....	88.9
	Alex Henery (2011).....	88.9
<b>3.</b>	<b>Jake Elliott (2017).....</b>	<b>83.7</b>
4.	Paul McFadden (1984).....	81.1
5.	Tony Franklin (1979).....	74.2

(min. 16 FG attempts)

**PUNTING**

**PUNTS**

1.	John Teltschik (1986).....	108
2.	Tom Hutton (1995).....	85
3.	Merritt Kersey (1974).....	82
4t.	Max Runager (1979).....	74
	Bill Bradley (1969).....	74

**PUNTING YARDS**

1.	John Teltschik (1986).....	4,493
2.	Tom Hutton (1995).....	3,682
3.	Sav Rocca (2007).....	3,066
4.	Merritt Kersey (1974).....	2,959
5.	Bill Bradley (1969).....	2,942

**GROSS AVERAGE**

1.	Tom Hutton (1995).....	43.321
2.	Chas Henry (2011).....	42.88
3.	Sav Rocca (2007).....	42.00
4.	John Teltschik (1986).....	41.60
5.	Bill Bradley (1969).....	39.76

(min. 2.5 punts/game)

**KICKOFF RETURNS**

**KICKOFF RETURNS**

1.	Quintin Demps (2008).....	52
2.	Herman Hunter (1985).....	48
3.	Duce Staley (1997).....	47
4.	Brandon Boykin (2012).....	45
5.	Allen Rossum (1998).....	44
6.	J.R. Reed (2004).....	33
7t.	Jorrick Calvin (2010).....	32
	Billy Walik (1970).....	32
9.	Dion Lewis (2011).....	31
10t.	Ted Dean (1960).....	26
	Al Nelson (1965).....	26

**KICKOFF RETURN YARDS**

1.	Quintin Demps (2008).....	1,314
2.	Duce Staley (1997).....	1,139
3.	Allen Rossum (1998).....	1,080
4.	Herman Hunter (1985).....	1,047
5.	Brandon Boykin (2012).....	1,037
6.	Billy Walik (1970).....	805
7.	J.R. Reed (2004).....	761
8.	Jorrick Calvin (2010).....	692
9.	Al Nelson (1965).....	683
10.	Dion Lewis (2011).....	669

**KICKOFF RETURN AVERAGE (SINCE 1941)**

1.	Josh Huff (2014).....	29.6
2.	Tommy McDonald (1957).....	27.6
3.	Israel Lang (1964).....	27.1
4.	Art Powell (1959).....	27.1
5.	Don Stevens (1952).....	27.1
6.	Wilbert Montgomery (1977).....	26.9
7.	Al Nelson (1965).....	26.3
8.	Quintin Demps (2008).....	25.3
9.	Billy Walik (1970).....	25.2
10.	Allen Rossum (1998).....	24.6

(min. 10 returns)

**PUNT RETURNS**

**PUNT RETURNS**

1.	DeSean Jackson (2008).....	50
2.	Evan Cooper (1984).....	40
3.	Ed "Bibbles" Bawel (1952).....	34
4.	Bill Bradley (1969).....	28
5t.	Damaris Johnson (2012).....	26
	Tommy McDonald (1957).....	26
7.	Allen Rossum (1998).....	22
8.	Jerry Norton (1954).....	21
9t.	Bobby Morse (1987).....	20
	Billy Walik (1970).....	20

**PUNT RETURN YARDS**

1.	DeSean Jackson (2008).....	440
2.	Damaris Johnson (2012).....	291
3.	Ed "Bibbles" Bawel (1952).....	261
4.	Evan Cooper (1984).....	250
5.	Steve Van Buren (1944).....	230
6.	Dexter Wynn (2004).....	194
7.	Allen Rossum (1998).....	187
8.	Ernie Steele (1942).....	184
9.	Bill Bradley (1969).....	181
10.	Don Stevens (1952).....	172

**PUNT RETURN AVERAGE (SINCE 1941)**

1.	Pat McHugh (1947).....	15.7
2.	Steve Van Buren (1944).....	15.3
3.	Damaris Johnson (2012).....	11.2
4.	Dexter Wynn (2004).....	10.8
5.	Don Stevens (1952).....	10.8
6.	Jorrick Calvin (2010).....	10.4
7t.	Ken Keller (1956).....	9.7
	Bosh Pritchard (1942).....	9.7
9.	DeSean Jackson (2008).....	8.8
10.	Allen Rossum (1998).....	8.5

(min. 10 returns)



COREY SIMON



PASSING YARDS

Rk	Player	Yds
1.	Nick Foles (12/9/2012 at Buccaneers)	381
2.	Carson Wentz (11/6/2016 at Giants)	364
3.	Nick Foles (12/23/2012 vs. Washington)	345
4.	<b>Jalen Hurts (12/27/2020 at Cowboys)</b>	<b>342</b>
5.	<b>Jalen Hurts (12/20/2020 at Cardinals)</b>	<b>338</b>
6.	Carson Wentz (12/11/2016 vs. Washington)	314
7.	Carson Wentz (12/4/2016 at Bengals)	308
8.	Carson Wentz (9/25/2016 vs. Steelers)	301

COMPLETIONS

Rk	Player	Cmp
1.	Carson Wentz (12/4/2016 at Bengals)	36
2t.	Carson Wentz (12/11/2016 vs. Washington)	32
	Carson Wentz (10/30/2016 at Cowboys)	32
	Nick Foles (12/23/2012 vs. Washington)	32
	Nick Foles (12/9/2012 at Buccaneers)	32

PASSING TOUCHDOWNS

Rk	Player	TD
1t.	<b>Jalen Hurts (12/20/2020 at Cardinals)</b>	<b>3</b>
	Donovan McNabb (1/2/2000 vs. Rams)	3
	Sonny Jurgensen (11/24/1957 vs. Washington)	3

RUSHING YARDS

Rk	Player	Yds
1.	Bryce Brown (11/26/12 vs. Panthers)	178
2.	Bryce Brown (12/2/12 at Cowboys)	169
3.	Correll Buckhalter (10/7/01 vs. Cardinals)	134
4.	Steve Van Buren (11/5/44 at Brooklyn Tigers)	129
5.	Keith Byars (12/7/86 vs. Cardinals)	127
6t.	Miles Sanders (12/15/19 at Washington)	122
	Charlie Garner (10/9/94 vs. Washington)	122
8.	Don Johnson (11/29/53 at Giants)	121
9.	Ryan Moats (12/11/05 vs. Giants)	114
10.	Charlie Garner (10/2/94 at 49ers)	111

RECEIVING YARDS

Rk	Player	Yds
1.	Don Looney (12/1/40 at Washington)	180
2.	Hank Baskett (12/31/06 vs. Falcons)	177
3.	Jeremy Maclin (1/9/10 at Cowboys) (NFC WC)	146
4t.	Jeremy Maclin (10/11/09 vs. Buccaneers)	142
	Keith Jackson (12/31/88 at Bears) (NFC D)	142
6.	Jordan Matthews (11/10/14 vs. Panthers)	138
7.	Don Looney (9/22/40 at Cleveland Rams)	129
8.	Clyde Scott (11/13/49 at Washington)	127
9.	<b>DeVonta Smith (10/3/21 vs. Chiefs)</b>	<b>122</b>
10.	Herman Hunter (10/13/85 vs. L.A. Rams)	120
11.	Fred Meyer (11/1/42 at Washington)	119
12.	Bobby Walston (10/21/51 at Giants)	118
13.	<b>DeVonta Smith (11/7/21 vs. Chargers)</b>	<b>116</b>
14.	Don Looney (9/15/40 at Packers)	115

LONGEST RUSHING TOUCHDOWN

Rk	Player	Yds
1.	Herman Hunter (11/24/1985 at Cowboys)	74t
2.	John Brewer (10/4/1952 vs. Giants)	71t
3t.	Steve Van Buren (11/5/1944 at Brooklyn Tigers)	70t
	John Kusko (11/22/1936 vs. Bears)	70t
5t.	LeSean McCoy (11/1/2009 vs. Giants)	66t
	Don Johnson (11/15/1953 vs. Colts)	66t
7t.	Miles Sanders (10/27/19 at Bills)	65t
	Bryce Brown (12/26/2012 vs. Panthers)	65t
9.	Don Johnson (11/29/1953 at Giants)	63t
10.	Ryan Moats (12/18/2005 at Rams)	59t

LONGEST RECEIVING TOUCHDOWN

Rk	Player	Yds
1.	Fred Barnett (12/2/1990 at Bills)	95t
2.	Hank Baskett (12/31/2006 vs. Falcons)	89t
3.	Hank Baskett (10/8/2006 vs. Cowboys)	87t
4.	Kenny Jackson (10/21/1984 vs. Giants)	83t
5.	Charle Young (11/18/1973 at Cowboys)	80t
6.	Mel Bleeker (10/22/1944 vs. Boston Yanks)	75t
7.	Glen Young (11/6/1983 vs. Cowboys)	71t
8.	Clyde Scott (11/13/1949 at Washington)	70t

LONGEST KICKOFF RETURN

Rk	Player	Yds
1.	Josh Huff (11/23/14 vs. Titans)	107t
2.	Quintin Demps (11/23/08 at Ravens)	100t
3.	Wilbert Montgomery (12/11/77 vs. Giants)	99t
4t.	Steve Van Buren (11/12/44 vs. Giants)	97t
	Bosh Pritchard (11/1/42 at Washington)	97t
6.	Art Powell (10/4/59 vs. Giants)	95
7.	Andre Waters (11/18/84 vs. Washington)	89t
8.	Wendell Smallwood (10/16/16 at Washington)	86t
9.	Billy Walik (10/25/70 at Packers)	82
10.	Jim Castiglia (10/19/41 vs. Washington)	72

LONGEST PUNT RETURN

Rk	Player	Yds
1.	Damaris Johnson (12/2/12 at Cowboys)	98t
2.	Jalen Reagor (12/6/20 at Packers)	73t
3.	Clyde Scott (10/30/49 at Steelers)	70t
4.	Pat McHugh (11/23/47 at Boston Yanks)	69t
5.	DeSean Jackson (10/5/08 vs. Washington)	68t
6.	Bob Shann (12/19/65 vs. Lions)	63t
7.	Ernie Steele (10/11/42 at Giants)	62
8.	DeSean Jackson (9/7/08 vs. Rams)	60
9.	Art Powell (10/11/59 vs. Steelers)	58t
10.	Don Stevens (11/9/52 vs. Washington)	56t





## SCORING

## MOST TOUCHDOWNS

- 5 James Stewart, Jaguars (10/12/97 at Jax.) (all rushing)
- 4 8x, last: Chase Claypool, Steelers (10/11/20 at Pit.)

## MOST FIELD GOALS

- 5 7x, last: Josh Brown, Giants (10/27/13 at Phi., 5 att)

## LONGEST FIELD GOAL

- 63 Brett Maher, Cowboys (10/20/19 at Dal.)
- 62 Brett Maher, Cowboys (12/9/18 at Dal.)
- 62 Matt Bryant, Buccaneers (10/22/06 at TB)
- 59 Greg Zuerlein, Cowboys (11/1/20 vs. Dal.)
- 58 Joey Slye, Commanders (11/14/22 vs. Was.)
- 56 Justin Tucker, Ravens (9/16/12 at Phi.)

## PASSING

## MOST ATTEMPTS

- 63 Eli Manning, Giants (12/22/16 at Phi.)
- 58 Ryan Fitzpatrick, Jets (9/27/15 at NYJ)
- 57 Eli Manning, Giants (12/17/17 at NYG)
- 56 Tom Brady, Patriots (12/6/15 at NE)
- 56 Fran Tarkenton, Vikings (12/3/78 at Min.)

## MOST COMPLETIONS

- 42 Dak Prescott, Cowboys (12/9/18 at Dal.)
- 38 Eli Manning, Giants (12/22/16 at Phi.)
- 37 Eli Manning, Giants (12/17/17 at NYG)
- 37 Daunte Culpepper, Vikings (9/20/04 at Phi.)
- 36 Philip Rivers, Chargers (9/15/13 at Phi.)

## MOST PASSING YARDS

- 455 Dak Prescott (12/9/18 at Dal.)
- 446 Jon Kitna, Lions (9/23/07 at Phi.)
- 434 Eli Manning, Giants (12/17/17 at NYG)
- 429 Eli Manning, Giants (9/28/14 at NYG)
- 428 Joe Montana, 49ers (9/24/89 at Phi.)

## MOST TOUCHDOWNS

- 5 12x, last: Dak Prescott, Cowboys (1/8/22 vs. Dal.)

## LONGEST PASSING PLAY

- 96 Bill Kilmer to Walter Roberts, Saints (11/19/67 at Phi.)
- 93t Neil Lomax to Ernie Jones, Cardinals (12/10/88 at Pho.)
- 91t Jon Kitna to Roy Williams, Lions (9/23/07 at Phi.)
- 90t Seneca Wallace to Koren Robinson (11/2/08 at Sea.)
- 90t Virgil Carter to Speedy Thomas, Bengals (9/19/71 at Cin.)

## RUSHING

## MOST ATTEMPTS

- 43 Butch Woolfolk, Giants (11/20/83 at Phi.)

## MOST RUSHING YARDS

- 237 Emmitt Smith, Cowboys (10/31/93 at Phi.) 30 att.
- 237 Jim Brown, Browns (11/19/61 at Cle.) 34 att.
- 235 Doug Martin, Buccaneers (11/22/15 vs. TB) 27 att.
- 223 Jim Brown, Browns (11/3/63 at Phi.) 28 att.
- 221 Gerald Riggs, Washington (9/17/89 at Was.) 29 att.

## MOST TOUCHDOWNS

- 5 James Stewart, Jaguars (10/12/97 at Jax.)
- 4 3x, last: Joseph Addai, Colts (11/26/06 at Ind.)

## LONGEST RUN FROM SCRIMMAGE

- 90t Adrian Peterson, Washington (12/3/18 at Phi.)
- 87t John Henry Johnson, Steelers (12/11/60 at Pit.)
- 85t Reggie Brooks, Washington (9/19/93 at Phi.)
- 84t Herschel Walker, Cowboys (12/14/86 at Dal.)
- 84 Doug Martin, Buccaneers (11/22/15 at Phi.)

## RECEIVING

## MOST RECEPTIONS

- 15 George Kittle, 49ers (10/4/20 at SF)
- 13 Wes Welker, Patriots (11/25/07 at NE)
- 13 Terrell Owens, 49ers (11/25/02 at SF)

## MOST RECEIVING YARDS

- 225 Kenny Britt, Titans (10/24/10 at Ten.) 7 rec.
- 217 Amari Cooper, Cowboys (12/9/18 at Dal.) 10 rec.
- 213 Tony Hill, Cowboys (11/12/79 at Dal.) 7 rec.
- 212 Hugh Taylor, Washington (9/28/47 at Phi.) 8 rec.
- 204 Roy Williams, Lions (9/23/07 at Phi.) 9 rec.

## MOST TOUCHDOWNS

- 3 22x, last: Tyreek Hill, Chiefs (10/3/21 vs. KC)

## INTERCEPTIONS

## MOST INTERCEPTIONS

- 3 14x, last: Lofa Tatupu, Seahawks (12/2/07 at Phi.)

## LONGEST INTERCEPTION RETURN

- 107t Ed Reed, Ravens (11/23/08 at Bal.)
- 100t Mike Gaechter, Cowboys (10/14/62 at Dal.)
- 99t Patrick Robinson, Saints (11/5/12 at NO)
- 98 Brandon McDonald (12/15/08 vs. Cle.)
- 97t Darren Sharper, Saints (9/20/09 at Phi.)

## MISCELLANEOUS

## MOST PUNTS

- 14 Sammy Baugh, Washington (11/5/39 at Was.)

## LONGEST PUNT

- 85 Sammy Baugh, Washington (12/1/40 at Was.)

## LONGEST KICKOFF RETURN

- 105t Trindon Holliday, Broncos (9/29/13 at Den.)
- 104t Buddy Young, Colts (11/15/53 at Phi.)
- 103t George Hoey, Cardinals (11/21/71 at StL)
- 102t Larry Jones, Washington (11/24/74 at Was.)
- 101t Wallace Francis, Bills (10/7/73 at Buf.)
- 101t Amos March, Cowboys (10/14/62 at Dal.)

## LONGEST PUNT RETURN

- 90t Adam Jones, Titans (11/19/06 at Phi.)
- 90t Jacques Green, Washington (9/16/02 at Was.)
- 88t Andre Coleman, Chargers (9/17/95 at Phi.)
- 88t George Grosvenor, Cardinals (11/8/36 at Chi.)
- 87t Ted Ginn Jr., Dolphins (11/18/07 at Phi.)

## LONGEST FUMBLE RETURN

- 93t James Sanders, Cardinals (9/23/12 at Arz.)
- 74t Bull Karcis, Giants (10/16/38 at NYG)
- 69t DeMarcus Ware, Cowboys (10/8/06 at Phi.)
- 65t Willie Teal, Vikings (12/1/85 at Phi.)
- 64t Linval Joseph, Vikings (10/7/18 at Phi.)

## LONGEST RETURN WITH INTERCEPTED LATERAL

- 93t Dick Poillon, Washington (11/21/48 at Phi.)



**Best Season, Win Percentage**

1949 Won 11, Lost 1 (.917)

**Best Season, Win Total**

2022 14 wins, 3 losses

**Worst Season**

1936 Won 1, Lost 11 (.083)

**Longest Winning Streak**

- 9 (9/24/17 - 11/26/17)
- 9 (10/19/03 - 12/15/03)
- 9 (9/30/60 - 12/4/60)

**Longest Home Winning Streak**

13 (12/14/47 - 12/11/49)

**Longest Home Losing Streak**

10 (10/14/12 - 10/27/13)

**Longest Road Winning Streak**

- 9 (10/19/03 - 10/24/04)
- 9 (11/12/00 - 12/16/01)

**Longest Road Losing Streak**

- 12 (12/14/97 - 10/3/99)
- 12 (10/15/39 - 12/1/40)

**Longest Losing Streak**

14 (9/20/36 - 9/21/37)

**Consecutive Wins - Start of Season**

8 in 2022

**Consecutive Wins - End of Season**

8 in 1949 (Reg. Season)

**Consecutive Losses - Start of Season**

11 in 1968

**Consecutive Losses - End of Season**

11 in 1936

**Total Shutouts by Eagles**

37 last at Was., 12/30/18

**Most Shutouts in a Season**

4 in 1934 and 1948

**Consecutive Games Scored Points**

120 (11/18/62 - 10/3/71)

**Consecutive Games Scored TD**

92 (10/2/77 - 10/16/83)

**Largest Comeback Victory**

- 28-24 vs. Chicago Cardinals at Metropolitan Stadium, October 25, 1959 (came back from 24-0 deficit in 3rd qtr.)
- 28-24 vs. Washington at Griffith Stadium, October 27, 1946 (came back from 24-0 deficit at halftime)

**Largest Comeback vs. Eagles**

- 23-28 vs. Minnesota Vikings at Veterans Stadium, December 1, 1985 (came back from 23-0 deficit in 4th qtr.)

**SCORING**

**MOST POINTS SCORED**

- 477 (2022, 17 games)
- 474 (2014, 16 games)
- 457 (2017, 16 games)
- 444 (2021, 17 games)
- 442 (2013, 16 games)

**FEWEST SCORED**

- 51 (1936, 12 games)
- 60 (1935, 11 games)
- 77 (1933, 9 games)

**MOST ALLOWED**

- 444 (2012, 16 games)
- 430 (2015, 16 games)
- 418 (2020, 16 games)
- 409 (1967, 14 games)
- 400 (2014, 16 games)

**FEWEST ALLOWED**

- 85 (1934, 11 games)
- 131 (1944, 10 games)
- 133 (1945, 10 games)

**TOUCHDOWNS**

**MOST SCORED**

- 59 (2022, 17 games)
- 54 (2014, 16 games)
- 53 (2017, 16 games)
- 53 (2013, 16 games)
- 50 (2021, 17 games)

**FEWEST SCORED**

6 (1936, 12 games)

**MOST ALLOWED**

- 52 (2012, 16 games)
- 52 (1967, 14 games)
- 50 (2015, 16 games)
- 48 (2020, 16 games)
- 48 (2014, 16 games)

**FEWEST ALLOWED**

- 10 (1934, 11 games)
- 17 (1950, 12 games)
- 17 (1949, 12 games)
- 18 (1945, 10 games)

**MOST BY RUSHING**

- 32 (2022, 17 games)
- 26 (1945, 10 games)
- 25 (2021, 17 games)
- 25 (1949, 12 games)
- 23 (2003, 16 games)

**MOST BY PASSING**

- 38 (2017, 16 games)
- 34 (1990, 16 games)
- 34 (1961, 14 games)
- 33 (1954, 12 games)

**KICKING**

**MOST FIELD GOALS MADE**

- 35 (2016, 16 games)
- 33 (2008, 16 games)
- 32 (2014, 16 games)
- 32 (2010, 16 games)
- 32 (2009, 16 games)

**MOST PATS MADE**

- 54 (2014, 16 games)
- 51 (2022, 17 games)
- 50 (1948, 12 games)
- 48 (2006, 16 games)
- 48 (1980, 16 games)

**TOTAL NET YARDS**

**MOST GAINED**

- 6,676 (2013, 16 games)
- 6,614 (2022, 17 games)
- 6,386 (2011, 16 games)
- 6,348 (2014, 16 games)
- 6,230 (2010, 16 games)

**PASSING**

**MOST ATTEMPTS**

- 623 (2015, 16 games)
- 621 (2014, 16 games)
- 620 (2005, 16 games)
- 618 (2012, 16 games)
- 613 (2019, 16 games)

**MOST COMPLETIONS**

- 422 (2018, 16 games)
- 405 (2015, 16 games)
- 391 (2019, 16 games)
- 384 (2014, 16 games)
- 380 (2016, 16 games)

**MOST YARDS GAINED (GROSS)**

- 4,581 (2014, 16 games)
- 4,524 (2018, 16 games)
- 4,406 (2013, 16 games)
- 4,380 (2009, 16 games)
- 4,364 (2022, 17 games)

**RUSHING**

**MOST ATTEMPTS**

- 632 (1949, 12 games)
- 587 (1978, 16 games)
- 581 (1950, 12 games)

**MOST YARDS GAINED**

- 2,715 (2021, 17 games)
- 2,607 (1949, 12 games)
- 2,566 (2013, 16 games)
- 2,556 (1990, 16 games)
- 2,509 (2022, 17 games)
- 2,509 (1981, 16 games)

**FIRST DOWNS**

**MOST FIRST DOWNS**

- 385 (2022, 17 games)
- 356 (2014, 16 games)
- 356 (2011, 16 games)
- 355 (2013, 16 games)
- 352 (2021, 17 games)

**MOST BY RUSHING**

- 163 (2021, 17 games)
- 161 (2022, 17 games)
- 157 (1981, 16 games)
- 143 (1978, 16 games)
- 143 (1949, 12 games)

**MOST BY PASSING**

- 221 (2018, 16 games)
- 218 (2014, 16 games)
- 215 (2019, 16 games)
- 204 (2008, 16 games)
- 203 (1997, 16 games)

**MOST BY PENALTY**

- 45 (2020, 16 games)
- 41 (2003, 16 games)
- 37 (2017, 16 games)
- 36 (2015, 16 games)
- 35 (2019, 16 games)

**SACKS**

**MOST SACKS MADE**

- 70 (2022, 17 games)
- 62 (1989, 16 games)
- 60 (1984, 16 games)
- 57 (1987, 15 games)
- 56 (2002, 16 games)
- 55 (1992, 16 games)
- 55 (1991, 16 games)

**MOST SACKS ALLOWED**

- 104 (1986, 16 games)
- 72 (1987, 15 games)
- 65 (2020, 16 games)
- 64 (1997, 16 games)
- 64 (1992, 16 games)

**FEWEST SACKS ALLOWED**

- 22 (1981, 16 games)
- 23 (2008, 16 games)
- 23 (1970, 14 games)
- 26 (1971, 14 games)
- 26 (1968, 14 games)

**INTERCEPTIONS**

**MOST THROWN**

- 36 (1936, 12 games)
- 34 (1933, 9 games)
- 31 (1963, 14 games)
- 31 (1992, 14 games)
- 31 (1953, 12 games)

**MOST INTERCEPTED**

- 33 (1944, 10 games)
- 32 (1988, 16 games)
- 31 (1950, 12 games)
- 30 (1960, 12 games)
- 30 (1989, 16 games)

**FUMBLES**

**OPP. FUMBLES RECOVERED**

- 27 (1987, 15 games)
- 26 (1989, 16 games)
- 25 (1971, 14 games)
- 22 (1991, 16 games)
- 22 (2002, 16 games)
- 22 (1954, 12 games)

**PENALTIES**

**MOST PENALTIES**

- 138 (1994, 16 games)
- 134 (2005, 16 games)
- 129 (2010, 16 games)
- 124 (2004, 16 games)
- 120 (1990, 16 games)

**MOST YARDS PENALIZED**

- 1,130 (2005, 16 games)
- 1,107 (1994, 16 games)
- 1,101 (2010, 16 games)
- 995 (2014, 16 games)
- 983 (2006, 16 games)

**SCORING****MOST SCORED**

64	vs. Cincinnati Reds, 11/6/34
59	at Washington, 11/15/10
56	vs. Detroit Lions, 9/23/07
56	at Chicago Cardinals, 10/25/53
56	vs. Los Angeles Rams, 10/7/50

**MOST ALLOWED**

62	at Giants, 11/26/72
56	at Cowboys, 10/9/66
56	at Giants, 10/15/33

**MOST, BOTH TEAMS**

87	Eagles 59, Washington 28, (at Was.) 11/15/10
87	Eagles 45, Washington 42, (at Phil.) 9/28/47
86	Eagles, 44, Bengals 42, (at Phil.) 11/30/97

**FEWEST, BOTH TEAMS**

0	Eagles 0, Brooklyn Dodgers 0, (at Phil.), 10/1/39
---	---

**MOST, BOTH TEAMS – ONE QUARTER**

47	Eagles 20, Cardinals 27, (at StL), 12/13/64
----	---

**MOST SCORED IN 1ST QUARTER**

28	at Washington, 11/15/10
27	at Steelers, 12/12/65
26	vs. Cincinnati Reds, 11/6/34
24	at Falcons, 10/8/67

**MOST ALLOWED IN 1ST QUARTER**

28	at Broncos, 10/4/98
28	at Cowboys, 10/19/69
24	at Bills, 12/2/90
21	8x, last: at Broncos, 9/29/13

**MOST SCORED BOTH TEAMS IN 1ST QUARTER**

35	at Saints, 12/23/07, (E-21, NO-14)
35	at Cowboys, 10/19/69, (E-7, C-28)
28	4x, last: at Washington, 11/15/10 (E-28, R-0)

**MOST SCORED IN 2ND QUARTER**

31	vs. Lions, 12/30/95
28	vs. Panthers, 9/13/09
28	vs. Packers, 12/5/04
28	at Cowboys, 11/15/04
28	vs. Saints, 11/19/67

**MOST ALLOWED IN 2ND QUARTER**

28	vs. Bears, 10/4/87
28	vs. St. Louis Cardinals, 10/18/70
28	vs. Packers, 11/11/62
28	at Bears, 10/17/43

**MOST SCORED BOTH TEAMS IN 2ND QUARTER**

47	at St. Louis Cardinals, 12/13/64, (E-20, C-27)
42	at Cowboys, 11/15/04, (E-28, D-14)
42	at Washington, 11/27/83, (E-21, W-21)
38	at St. Louis Cardinals, 12/16/62, (E-21, C-17)

**MOST SCORED IN 1ST HALF**

45	at Washington, 11/15/10
42	vs. Lions, 9/23/07
38	vs. Lions, 12/30/95
35	3x, last: vs. Packers, 12/5/04

**MOST ALLOWED IN 1ST HALF**

42	at Cowboys, 10/19/69
38	at Giants, 11/26/72
35	6x, last: at Giants, 12/30/12

**MOST SCORED BOTH TEAMS IN 1ST HALF**

63	vs. Lions, 9/23/07, (E-42, D-21)
59	at Washington, 11/15/10, (E-45, R-14)
59	at St. Louis Cardinals, 12/16/62, (E-28, C-31)
57	at St. Louis Cardinals, 12/13/64, (E-27, C-30)
54	at Cowboys, 9/15/08, (E-30, D-24)

**MOST SCORED IN 3RD QUARTER**

21	at Lions, 10/31/21
21	vs. Steelers, 9/25/16
21	at Raiders, 11/3/13
21	at Falcons, 9/18/11
21	vs. Washington, 11/12/90
21	vs. Patriots, 11/4/73
21	at Washington, 12/3/67
21	vs. Chi. Cardinals (at Minneapolis), 10/25/59
21	vs. NY Giants, 10/4/59
21	vs. Washington, 11/28/54
21	vs. NY Bulldogs, 11/20/49

**MOST ALLOWED IN 3RD QUARTER**

28	vs. Washington, 10/1/55
23	at Giants, 10/21/51

**MOST SCORED BOTH TEAMS IN 3RD QUARTER**

42	vs. Washington, 10/1/55, (E-14, R-28)
35	at Washington, 12/3/67, (E-21, R-14)
34	at Washington, 11/1/42, (E-14, R-20)

**MOST SCORED IN 4TH QUARTER**

28	at NY Giants, 12/19/10
28	vs. Lions, 12/8/13
26	at Saints, 1/3/93
24	vs. Baltimore Colts, 11/15/53
23	at 49ers, 10/12/08

**MOST ALLOWED IN 4TH QUARTER**

28	vs. 49ers, 9/24/89
28	vs. Vikings, 12/1/85
28	vs. Chicago Cardinals, 12/7/47
28	vs. Bears, 11/30/41

**MOST SCORED BOTH TEAMS IN 4TH QUARTER**

42	vs. Chicago Cardinals, 12/7/47, (E-14, C-28)
38	vs. 49ers, 9/24/89, (E-10, S-28)
37	vs. NY Giants, 9/27/17, (E-13, G-24)
37	at Arizona Cardinals, 11/24/96, (E-17, A-20)

**MOST SCORED IN 2ND HALF**

35	at NY Giants, 12/19/10
35	at St. Louis Cardinals, 11/8/81
34	vs. Jaguars, 9/7/14
34	vs. Lions, 12/8/13
32	3x, last: vs. Falcons, 10/1/00

**MOST ALLOWED IN 2ND HALF**

49	vs. Bears, 11/30/41
42	vs. Chicago Cardinals, 12/7/47
34	at Oakland Raiders, 10/17/71
31	7x, last: at Broncos 9/29/13

**MOST SCORED BOTH TEAMS IN 2ND HALF**

56	vs. Chicago Cardinals, 12/7/1947, (E-14, C-42)
52	at Vikings, 12/15/2013, (E-21, V-31)
52	vs. Washington, 10/1/1955, (E-21, R-31)
50	vs. Lions, 12/30/1995, (E-20, D-30)
49	vs. Bears, 11/30/1941, (E-0, B-49)
49	vs. Washington, 9/28/47, (E-21, R-28)



**MOST DECISIVE VICTORY**

- 64 Eagles 64, Cincinnati Reds 0, 11/6/34
- 45 3x, last: vs. Boston Yanks (E-45, Y-0), 11/14/48

**MOST DECISIVE LOSS**

- 56 Giants 56, Eagles 0, 10/15/33
- 52 Giants 62, Eagles 10, 11/26/72

**TOUCHDOWNS**

**MOST SCORED**

- 10 vs. Cincinnati Reds, 11/6/34
- 8 at Washington, 11/15/10
- 8 vs. Lions, 9/23/07
- 8 at Cardinals, 10/25/53
- 8 vs. Rams, 10/7/50

**MOST ALLOWED**

- 8 3x, last: at Giants, 11/26/72

**MOST SCORED BY RUSHING**

- 5 at Cowboys, 10/22/61
- 5 vs. Washington, 10/23/49
- 5 at Washington, 10/17/48
- 5 vs. Boston Yanks, 12/9/45

**MOST ALLOWED BY RUSHING**

- 6 vs. Packers, 11/11/62

**MOST BY PASSING**

- 7 at Raiders, 11/3/13
- 7 at Washington, 10/17/54

**MOST ALLOWED BY PASSING**

- 5 14x, last: vs. Cowboys, 1/8/22

**KICKING**

**MOST FIELD GOALS MADE**

- 6 at Oilers, 11/12/72
- 5 6x, last: vs. Giants, 1/8/23

**MOST FIELD GOALS ALLOWED**

- 5 7x, last: vs. Giants, 10/27/13

**TOTAL YARDS**

**MOST YARDS GAINED**

- 592 at Washington, 11/15/10 (332 passing, 260 rushing)
- 583 vs. 49ers, 9/18/05 (443 passing, 140 rushing)
- 582 at Browns, 11/7/65 (352 passing, 230 rushing)
- 575 vs. Washington, 11/21/48 (199 passing, 376 rushing)
- 574 vs. Colts, 11/15/81 (339 passing, 235 rushing)

**FEWEST YARDS GAINED**

- 23 at Lions, 9/20/35
- 54 vs. Packers, 11/11/62

**MOST YARDS ALLOWED**

- 652 at Cowboys, 10/9/66 (440 passing, 212 rushing)

**FEWEST YARDS ALLOWED**

- 29 vs. Brooklyn Dodgers, 12/3/44

**PASSING**

**MOST ATTEMPTS**

- 62 at Cardinals, 10/26/14
- 62 at Bears, 10/2/89
- 61 vs. Titans, 11/19/06
- 60 at Bengals, 12/4/16
- 60 at Washington, 12/1/40

**FEWEST ATTEMPTS**

- 3 vs. Steelers, 12/1/46

**MOST ATTEMPTS ALLOWED**

- 63 vs. Giants, 12/22/16
- 63 at 49ers, 11/25/02
- 58 at Jets, 9/27/15
- 57 at Giants, 12/17/17
- 57 at Patriots, 12/6/15

**FEWEST ATTEMPTS ALLOWED**

- 0 at Browns, 12/3/50
- 1 at NY Bulldogs, 9/22/49; at Cardinals, 11/8/36

**MOST COMPLETIONS**

- 37 vs. Washington, 12/26/15
- 37 at Washington, 12/20/14
- 36 at Bengals, 12/4/16
- 36 at Falcons, 9/14/15
- 36 at Cardinals, 10/26/14

**FEWEST COMPLETIONS**

- 0 at Boston, 10/18/36

**MOST COMPLETIONS ALLOWED**

- 42 at Cowboys, 12/9/18
- 38 vs. Giants, 12/22/16
- 37 at Giants, 12/17/17
- 37 vs. Vikings, 9/20/04
- 36 at 49ers, 11/25/02

**FEWEST COMPLETIONS ALLOWED**

- 0 at Browns, 12/3/50
- 0 vs. NY Bulldogs, 9/22/49
- 0 at Chicago Cardinals, 11/8/36
- 0 vs. Brooklyn Dodgers, 11/29/36
- 0 vs. Cincinnati Reds, 11/6/34

**MOST YARDS GAINED (GROSS)**

- 516 vs. Packers (11/27/22)
- 496 vs. Vikings (9/19/22)
- 486 vs. Giants (11/8/53)
- 471 vs. Texans (12/23/18)
- 470 at Giants (12/11/22)

**FEWEST YARDS GAINED (GROSS)**

- 0 at Boston, 10/18/36

**MOST YARDS ALLOWED (GROSS)**

- 462 at Cowboys (12/24/22)
- 455 at Cowboys (12/9/18)
- 447 at Cowboys (10/9/66)
- 446 vs. Lions (9/23/07)

**FEWEST YARDS ALLOWED (GROSS)**

- 0 4x, last: at Browns, 12/3/50

**RUSHING**

**MOST ATTEMPTS**

- 64 at Washington, 12/2/51
- 64 at Baltimore Colts, 10/15/50
- 64 vs. Los Angeles Rams, 11/6/49
- 64 at Washington, 11/28/43

**MOST ATTEMPTS ALLOWED**

- 67 at Lions, 9/20/35

**MOST YARDS GAINED**

- 376 vs. Washington, 11/21/48

**FEWEST YARDS GAINED**

- 36 at Bears, 11/19/39
- 23 vs. Lions, 11/17/40

**MOST YARDS ALLOWED**

- 370 at Lions, 9/20/35



**FEWEST YARDS ALLOWED**

-33	vs. Brooklyn Dodgers, 10/2/43
-26	at Boston Yanks, 12/8/46
6	vs. Chicago Bears, 11/26/17
10	vs. Boston Yanks, 10/22/44
13	vs. Brooklyn Tigers, 12/3/44

**FIRST DOWNS****MOST FIRST DOWNS**

34	vs. Saints 10/11/15
34	vs. Colts, 11/15/81
33	vs. Vikings, 11/11/01
32	vs. Cardinals, 11/27/08; at Washington, 9/17/89; at Chicago Cardinals, 10/25/53; and at Washington, 12/2/51

**MOST FIRST DOWNS ALLOWED**

37	vs. Packers, 11/11/62
----	-----------------------

**FEWEST FIRST DOWNS ALLOWED**

1	at NY Bulldogs, 9/22/49; vs. Brooklyn Dodgers, 10/1/39; at Browns, 12/3/50
2	vs. Brooklyn Dodgers, 11/11/34

**MOST BY PASSING**

24	at Washington, 9/17/89
22	at Washington, 12/20/14
22	at Chargers, 11/15/09
22	at Chiefs, 10/2/05

**MOST ALLOWED BY PASSING**

23	at Cowboys, 12/9/18
22	vs. Chargers, 9/15/13
22	at Cardinals, 12/13/64

**FEWEST ALLOWED BY PASSING**

0	8x, last: at Browns, 12/3/50
---	------------------------------

**MOST BY RUSHING**

25	at Washington, 12/2/51
----	------------------------

**MOST ALLOWED BY RUSHING**

21	vs. Packers, 11/11/62 and vs. Browns, 12/13/59
----	--

**FEWEST ALLOWED BY RUSHING**

0	8x, last: vs. Washington, 9/8/19
---	----------------------------------

**MOST BY PENALTY**

8	at Bears, 11/3/02
8	vs. Lions, 12/2/79

**MOST ALLOWED BY PENALTY**

8	at Packers 9/26/19
---	--------------------

**PENALTIES****MOST PENALTIES**

19	vs. Oilers, 10/2/88
16	at Seahawks, 12/13/92
16	at Giants, 12/3/89

**FEWEST PENALTIES**

0	Many times, last: vs. Cowboys, 11/11/18
---	---

**MOST PENALTIES BY OPPONENT**

22	vs. Bears, 11/26/44
----	---------------------

**FEWEST PENALTIES BY OPPONENT**

0	Many times, last: at Jets, 10/14/07
---	-------------------------------------

**MOST YARDS PENALIZED**

191	at Seahawks, 12/13/92
171	vs. Saints, 11/23/03

**FEWEST YARDS PENALIZED**

0	Many times, last: vs. Cowboys, 11/11/18
---	---

**MOST YARDS OPPONENT PENALIZED**

170	vs. Bears, 11/26/44
-----	---------------------

**FEWEST YARDS OPPONENT PENALIZED**

0	Many times, last: at Jets, 10/14/07
---	-------------------------------------

**MOST PENALTIES, BOTH TEAMS**

31	Eagles 19, Houston Oilers 12 (at Phil.), 10/2/88
28	Eagles 13, St. Louis Rams 15 (at StL), 12/18/05

**FEWEST PENALTIES, BOTH TEAMS**

1	Eagles 1, Brooklyn Dodgers 0 (at Phil.), 10/1/39
1	Eagles 1, Chicago Cardinals 0 (at Chi.), 11/10/35
1	Eagles 1, Brooklyn Dodgers 0 (at Phil.), 11/11/34

**MOST YARDS PENALIZED, BOTH TEAMS**

272	Eagles 171, Saints 101 (at Phil.), 11/23/03
262	Eagles 157, Chicago Cardinals 105 (at Chi.), 11/30/52

**FEWEST YARDS PENALIZED, BOTH TEAMS**

5	Eagles 5, Pittsburgh Steelers 0 (at Phil.), 10/24/65
5	Eagles 5, Brooklyn Dodgers 0 (at Phil.), 10/1/39
5	Eagles 5, Chicago Cardinals 0 (at Chi.), 11/10/35
5	Eagles 5, Brooklyn Dodgers 0 (at Phil.), 11/11/34

**FUMBLES****MOST COMMITTED**

10	vs. Giants, 10/9/43
----	---------------------

**MOST LOST**

6	at Washington, 11/6/55
6	at Boston Yanks, 12/8/46
6	vs. Steelers, 10/7/34

**MOST COMMITTED BY OPPONENT**

8	vs. Packers, 12/1/74
7	6x, last: at Giants, 12/28/02

**MOST FUMBLES LOST BY OPPONENT**

6	at Giants, 11/17/68
6	vs. NY Bulldogs, 11/20/49
5	6x, last: last at Oilers, 12/2/91

**INTERCEPTIONS****MOST THROWN**

7	vs. Cowboys, 9/26/71
7	at Boston, 11/3/35
6	6x, last: vs. Cardinals, 10/21/56

**MOST INTERCEPTED**

9	at Steelers, 12/12/65
8	at Cardinals, 9/24/50
7	at Washington, 12/21/75

**TOTAL TURNOVERS****MOST COMMITTED**

9	at Bears, 10/12/47
---	--------------------

**MOST FORCED BY DEFENSE**

12	at Steelers, 12/12/65 (9 INTs, 3 fumble rec.)
12	at Cardinals, 9/24/50 (8 INTs, 4 fumble rec.)

**PUNTS****MOST PUNTS**

15	at Giants, 12/6/87
12	vs. Giants, 12/12/54. at Packers, 11/2/52 vs. Washington, 10/4/42

**FEWEST PUNTS**

0	6x, last: at Cowboys, 12/24/22
---	--------------------------------

**KICKOFF RETURNS****MOST KICKOFF RETURNS**

9 at Giants, 11/26/72  
 9 at Giants, 11/10/46

**MOST KICKOFF RETURNS ALLOWED**

9 6x, last: vs. Cardinals, 11/27/08

**MOST YARDS KICKOFF RETURNS**

261 vs. Cowboys, 11/6/66  
 253 at Cardinals, 11/24/96  
 235 vs. Cardinals, 9/19/65

**MOST YARDS KICKOFF RETURNS BY OPPONENT**

256 at Browns, 11/7/65

**PUNT RETURNS****MOST PUNT RETURNS**

12 at Browns, 12/3/50

**MOST PUNT RETURNS BY OPPONENT**

9 5x, last: at Cardinals, 12/24/05

**MOST YARDS PUNT RETURNS**

148 at Boston Yanks, 12/8/46

**MOST YARDS PUNT RETURNS ALLOWED**

147 vs. Cardinals, 10/2/66

**SACKS****MOST SACKS RECORDED**

11 at Cowboys, 9/15/91  
 10 vs. Jets, 10/6/19  
 10 vs. Lions, 9/23/07  
 9 at Commanders, 9/25/22  
 9 vs. Panthers, 11/10/14  
 9 at Dolphins, 12/11/11  
 9 vs. Steelers, 9/21/08  
 9 at Falcons, 12/16/84

**MOST SACKS ALLOWED**

12 at Giants, 9/30/07  
 11 vs. Bears, 10/4/87  
 11 at Raiders, 11/30/86  
 11 vs. Lions, 11/16/86  
 11 at Cardinals, 12/18/83



**EAGLES HIGHS**

64	vs. Cin.	11/6/34
10	vs. Cin.	11/6/34
5	(4x) last at Dal.	10/22/61
7	(2x) last at Oak.	11/3/13
7	(2x) last at Hou.	11/12/72
6	at Hou.	11/12/72
34	(2x) last vs. NO	10/11/15
25	at Was.	12/2/51
24	at Was.	9/17/89
592	at Was.	11/15/10
64	(4x) last at Was.	12/2/51
376	vs. Was.	11/21/48
462	vs. Hou.	12/23/18
12	at NYG	9/30/07
486	vs. NYG	11/8/53
62	(2x) last at Ari.	10/26/14
37	(2x) last vs. Was.	12/26/15
7	(2x) last vs. Dal.	9/26/71
9	at Chi.	10/12/47
10	vs. NYG	10/9/43
6	(3x) last at Was.	11/6/55
15	at NYG	12/6/87
60.5	vs. LAR	9/20/20
19	vs. Hou.	10/2/88
191	at Sea.	12/13/92

**OPPONENTS HIGHS**

62	at NYG	11/26/72
8	(3x) last at NYG	11/26/72
6	vs. GB	11/11/62
5	(14x) last vs. Dal.	1/8/22
7	at NO	11/30/69
5	(7x) last vs. NYG	10/27/13
37	vs. GB	11/11/62
21	(2x) last vs. GB	11/11/62
23	at Dal.	12/9/18
652	at Dal.	10/9/66
67	at Det.	9/20/35
370	at Det.	9/20/35
440	at Dal.	10/9/66
11	at Dal.	9/15/91
455	at Dal.	12/9/18
63	(2x) last vs. NYG	12/22/16
42	at Dal.	12/9/18
9	at Pit.	12/12/65
12	(2x) last at Pit.	12/12/65
8	vs. GB	12/1/74
6	(2x) last at NYG	11/17/68
15	at Was.	11/5/39
69.0	at Was.	12/27/03
22	vs. Chi.	11/26/44
170	vs. Chi.	11/26/44

**CATEGORY**

- POINTS
- TOUCHDOWNS
- RUSHING TDS
- PASSING TDS
- FIELD GOALS ATTEMPTED
- FIELD GOALS MADE
- TOTAL FIRST DOWNS
- RUSHING FIRST DOWNS
- PASSING FIRST DOWNS
- TOTAL NET YARDS
- RUSHING ATTEMPTS
- NET YARDS RUSHING
- NET YARDS PASSING
- QB SACKS ALLOWED
- GROSS YARDS PASSING
- PASS ATTEMPTS
- PASS COMPLETIONS
- INTERCEPTIONS THROWN
- TOTAL TURNOVERS
- FUMBLES BY
- FUMBLES LOST
- PUNTS
- PUNTING AVERAGE
- PENALTIES
- YARDS PENALIZED

**CATEGORY**

- POINTS
- TOUCHDOWNS
- RUSHING TDS
- PASSING TDS
- FIELD GOALS ATTEMPTED
- FIELD GOALS MADE
- TOTAL FIRST DOWNS
- RUSHING FIRST DOWNS
- PASSING FIRST DOWNS
- TOTAL NET YARDS
- RUSHING ATTEMPTS
- NET YARDS RUSHING
- NET YARDS PASSING
- QB SACKS ALLOWED
- GROSS YARDS PASSING
- PASS ATTEMPTS
- PASS COMPLETIONS
- INTERCEPTIONS THROWN
- TOTAL TURNOVERS
- FUMBLES BY
- FUMBLES LOST
- PUNTS
- PUNTING AVERAGE
- PENALTIES
- YARDS PENALIZED

**EAGLES LOWS**

0	vs. Dal.	12/31/17
0	vs. Dal.	12/31/17
0	vs. NO	1/1/23
0	vs. NYG	1/8/23
0	vs. Ten.	12/4/22
0	vs. Ten.	12/4/22
2	(5x) last vs. Was.	10/24/37
0	(7x) last at Dal.	10/9/05
0	(2x) last vs. NYG	10/5/57
23	at Det.	9/20/35
9	(4x) last at Dal.	10/9/05
-36	at Chi.	11/19/39
-13	vs. NYG	12/11/77
0	at Dal.	12/24/22
0	at Boston	10/18/36
3	vs. Pit.	12/1/46
0	at Boston	10/18/36
0	at NYG	12/11/22
0	at NYG	12/11/22
0	vs. NYG	1/8/23
0	vs. NYG	1/8/23
0	at Dal.	12/24/22
0.0	at Dal.	12/24/22
0	(17x) last vs. Dal.	11/11/18
0	(17x) last vs. Dal.	11/11/18

**OPPONENTS LOWS**

0	at Was.	12/30/18
0	at Atl.	9/12/21
0	vs. Ten.	12/4/22
0	vs. NO	1/1/23
0	at Chi.	12/18/22
0	at Chi.	12/18/22
1	(3x) last at Cle.	12/3/50
0	(8x) last vs. Was.	9/8/19
0	(8x) last at Cle.	12/3/50
29	vs. Brooklyn	12/3/44
10	(2x) last vs. Ari.	11/27/08
-33	vs. Brooklyn	10/2/43
0	at Cle.	12/3/50
0	vs. Dal.	10/16/22
0	(4x) last at Cle.	12/3/50
0	at Cle.	12/3/50
0	(5x) last at Cle.	12/3/50
0	vs. NYG	1/8/23
0	vs. NYG	1/8/23
0	vs. NYG	1/8/23
0	vs. NYG	1/8/23
0	vs. LAC	11/7/21
0.0	vs. LAC	11/7/21
0	(11x) last at NYJ	10/14/07
0	(11x) last at NYJ	10/14/07



GAMES PLAYED

Rk	Player	Games (Starts)
1.	David Akers (K) (1999-2010)	19 (0)
2.	Brian Dawkins (S) (1996-2008)	18 (18)
3t.	Jon Runyan (T) (2000-08)	17 (17)
	Tra Thomas (T) (1998-2008)	17 (17)
5.	Donovan McNabb (QB) (1999-2009)	16 (16)
6t.	Koy Detmer (QB) (1998-2006)	13 (0)
	Sheldon Brown (CB) (2002-09)	13 (10)
8t.	Quintin Mikell (S) (2003-10)	12 (5)
	Mike Bartrum (LS/TE) (2000-06)	12 (0)
	Todd Pinkston (WR) (2000-04)	12 (10)
	Corey Simon (DT) (2000-04)	12 (12)
	Bobby Taylor (CB) (1995-2003)	12 (12)
	Darwin Walker (DT) (2001-06)	12 (9)

SCORING

MOST POINTS, Career

- 134 David Akers (19 games)
- 68 Jake Elliott (9 games)**
- 36 Brian Westbrook (11 games)
- 36 Harold Carmichael (7 games)
- 36 Tony Franklin (6 games)
- 36 Wilbert Montgomery (7 games)

MOST POINTS, Game

- 20 Jalen Hurts (2/12/23 vs. Chiefs) SB57**
- 16 Gary Anderson (12/30/95 vs. Lions) NFC-WC
- 15 David Akers (1/19/02 at Bears) NFC-D
- 14 David Akers (1/4/09 at Vikings) NFC-WC
- 12 11x, last: Alshon Jeffery (1/21/18 vs. Vikings) NFC-C

MOST TOUCHDOWNS, Career

- 6 Brian Westbrook (11 games)
- 6 Harold Carmichael (7 games)
- 6 Wilbert Montgomery (7 games)
- 5 Jalen Hurts (4 games), Duce Staley (7 games)**
- 4 Donovan McNabb (16 games)
- 3 Alshon Jeffery (5 games), LeGarrette Blount (3 games), Steve Van Buren (4 games), Fred Barnett (5 games), Brent Celek (9 games), Chad Lewis (11 games)

MOST TOUCHDOWNS, Game

- 3 Jalen Hurts (2/12/23 vs. Chiefs) SB57**
- 2 11x, last: Miles Sanders (1/29/23 vs. 49ers) NFC-C

MOST POINTS AFTER TOUCHDOWN, Career

- 41 David Akers (19 games)
- 23 Jake Elliott (10 games)**

MOST POINTS AFTER TOUCHDOWN, Game

- 7 Gary Anderson (12/30/95 vs. Lions) NFC-WC
- 5 2x, last: Jake Elliott (1/21/23 vs. Giants) NFC-D**
- 4 4x, last: Jake Elliott (1/29/23 vs. 49ers) NFC-C**

MOST FIELD GOALS, Career

- 31 David Akers (19 games)
- 15 Jake Elliott (10 games)**
- 7 Tony Franklin (6 games)
- 5 Roger Ruzek (4 games)

MOST FIELD GOALS, Game

- 4 David Akers (1/4/09 at Vikings) NFC-WC
- 4 David Akers (1/19/02 at Bears) NFC-D
- 4 Luis Zendejas (12/31/88 at Bears) NFC-D
- 3 Jake Elliott (1/5/20 vs. Seahawks) NFC-WC**
- 3 Jake Elliott (2/4/18 vs. Patriots) SB52**
- 3 Jake Elliott (1/13/18 vs. Falcons) NFC-D**
- 3 David Akers (1/11/09 at Giants) NFC-D
- 3 David Akers (1/7/07 vs. Giants) NFC-WC

3 Gary Anderson (12/30/95 vs. Lions) NFC-WC

LONGEST FIELD GOALS

- 53 Jake Elliott (1/13/18 vs. Falcons) NFC-D**
- 51 David Akers (1/4/09 at Vikings) NFC-WC
- 48 David Akers (1/7/07 vs. Giants) NFC-WC
- 46 Jake Elliott (1/5/20 vs. Seahawks) NFC-WC**
- 46 Jake Elliott (2/4/18 vs. Patriots) SB52**
- 46 David Akers (1/27/02 at Rams) NFC-C
- 46 David Akers (1/19/02 at Bears) NFC-D
- 45 David Akers (1/18/09 at Cardinals) NFC-C
- 45 David Akers (1/4/09 at Vikings) NFC-WC

PASSING

MOST PASSES ATTEMPTED, Career

- 577 Donovan McNabb (16 games)
- 226 Ron Jaworski (7 games)
- 214 Randall Cunningham (7 games)
- 210 Nick Foles (6 games)

MOST PASSES ATTEMPTED, Game

- 54 Randall Cunningham (12/31/88 at Bears) NFC-D
- 51 Donovan McNabb (2/6/05 vs. Patriots) SB39
- 49 Donovan McNabb (1/19/03 vs. Buccaneers) NFC-C
- 47 Donovan McNabb (1/18/09 at Cardinals) NFC-C

MOST PASSES COMPLETED, Career

- 341 Donovan McNabb (16 games)
- 143 Nick Foles (6 games)
- 113 Randall Cunningham (7 games)
- 103 Ron Jaworski (7 games)

MOST PASSES COMPLETED, Game

- 30 Donovan McNabb (2/6/05 vs. Patriots) SB39
- 28 Nick Foles (2/4/18 vs. Patriots) SB52
- 28 Donovan McNabb (1/18/09 at Cardinals) NFC-CG
- 27 Jalen Hurts (2/12/23 vs. Chiefs) SB57**
- 27 Randall Cunningham (12/31/88 at Bears) NFC-D
- 27 Tommy Thompson (12/28/47 at Chicago Cardinals) NFL-CG

MOST YARDS GAINED, Career

- 3,752 Donovan McNabb (16 games)
- 1,633 Nick Foles (6 games)
- 1,390 Randall Cunningham (7 games)
- 1,319 Ron Jaworski (7 games)

MOST YARDS GAINED, Game

- 407 Randall Cunningham (12/31/88 at Bears) NFC-D
- 375 Donovan McNabb (1/18/09 at Cardinals) NFC-CG
- 373 Nick Foles (2/4/18 vs. Patriots) SB52
- 357 Donovan McNabb (2/6/05 vs. Patriots) SB39
- 352 Nick Foles (1/21/18 vs. Vikings) NFC-CG

MOST TOUCHDOWN PASSES, Career

- 24 Donovan McNabb (16 games)
- 11 Nick Foles (6 games)
- 9 Ron Jaworski (7 games)
- 4 Jalen Hurts (4 games)**
- 4 Tommy Thompson (4 games)

MOST TOUCHDOWN PASSES, Game

- 3 Nick Foles (2/4/18 vs. Patriots) SB52
- 3 Nick Foles (1/21/18 vs. Vikings) NFC-CG
- 3 Donovan McNabb (1/18/09 at Cardinals) NFC-CG
- 3 Donovan McNabb (2/6/05 vs. Patriots) SB39
- 3 Rodney Peete (12/30/95 vs. Lions) NFC-WC
- 3 Ron Jaworski (12/23/79 vs. Bears) NFC-WC



**LONGEST PASS PLAY**

76t	Michael Vick to Jeremy Maclin (1/9/10 at Cowboys) NFC-WC
75t	Jeff Garcia to Donté Stallworth (1/13/07 at Saints) NFC-D
71t	Donovan McNabb to Brian Westbrook (1/4/09 at Vikings) NFC-WC
66	Randall Cunningham to Keith Jackson (1/5/91 vs. Washington) NFC-WC
65	Randall Cunningham to Keith Jackson (12/31/88 at Bears) NFC-D

**RUSHING****MOST ATTEMPTS, Career**

141	Wilbert Montgomery (7 games)
129	Brian Westbrook (11 games)
93	Duce Staley (7 games)
93	Steve Van Buren (4 games)
72	Donovan McNabb (16 games)

**MOST ATTEMPTS, Game**

31	Steve Van Buren (12/18/49 at LA Rams) NFL-CG
26	4x, last: Montgomery (1/11/81 vs. Cowboys) NFC-CG
22	Chris Warren (12/31/00 vs. Buccaneers) NFC-WC

**LONGEST RUN FROM SCRIMMAGE**

62t	Brian Westbrook (1/13/07 at Saints) NFC-D
55	Wilbert Montgomery (1/11/81 vs. Cowboys) NFC-CG
49t	Brian Westbrook (1/7/07 vs. Giants) NFC-WC
49	Steve Van Buren (12/18/49 at LA Rams) NFL-CG
42	Wilbert Montgomery (1/11/81 vs. Cowboys) NFC-CG

**MOST YARDS GAINED, Career**

591	Brian Westbrook (11 games)
518	Wilbert Montgomery (7 games)
422	Donovan McNabb (16 games)
384	Duce Staley (7 games)
365	Steve Van Buren (4 games)

**MOST YARDS GAINED, Game (includes all 100-yard performances)**

196	Steve Van Buren (12/18/49 at LA Rams) NFL-CG
194	Wilbert Montgomery (1/11/81 vs. Cowboys) NFC-CG
141	Brian Westbrook (1/7/07 vs. Giants) NFC-WC
<b>112</b>	<b>Kenneth Gainwell (1/21/23 vs. Giants) NFC-D</b>
116	Brian Westbrook (1/13/07 at Saints) NFC-D
107	Donovan McNabb (1/11/04 vs. Packers) NFC-D
105	Heath Sherman (1/3/93 at Saints) NFC-WC

**MOST TOUCHDOWNS RUSHING, Career**

6	Wilbert Montgomery (7 games)
<b>5</b>	<b>Jalen Hurts (4 games)</b>
4	Donovan McNabb (16 games)
3	LeGarrette Blount (3 games)
3	Brian Westbrook (11 games)
2	Miles Sanders (4 games)
<b>2</b>	<b>Boston Scott (5 games)</b>
2	Steve Van Buren (4 games)
2	Duce Staley (7 games)

**MOST TOUCHDOWNS, Game**

<b>3</b>	<b>Jalen Hurts (2/12/23 vs. Chiefs) SB57</b>
2	Miles Sanders (1/29/23 vs. 49ers) NFC-C
2	Brian Westbrook (1/13/07 at Saints) NFC-D
2	Wilbert Montgomery (12/27/81 vs. Giants) NFC WC
2	Wilbert Montgomery (1/3/81 vs. Vikings) NFC-D

**RECEIVING****MOST RECEPTIONS, Career**

38	Chad Lewis (11 games)
35	Duce Staley (7 games)
33	Zach Ertz (7 games)
33	Brian Westbrook (11 games)

32 Todd Pinkston (12 games)

**MOST RECEPTIONS, Game**

10	Brent Celek (1/18/09 at Cardinals) NFC-CG
9	Nelson Agholor (2/4/18 vs. Patriots) SB52
9	Terrell Owens (2/6/05 vs. Patriots) SB39
9	Keith Byars (12/31/89 vs. LA Rams) NFC-WC and (12/31/88 at Bears) NFC-D
8	Zach Ertz (1/21/18 vs. Vikings) NFC-CG
8	Duce Staley (1/27/02 at Rams) NFC-CG
8	Fred Barnett (12/30/95 vs. Lions) NFC-WC
8	Jack Ferrante (12/28/47 at Chicago Cardinals) NFL-CG

**MOST YARDS GAINED, Career**

465	Harold Carmichael (7 games)
433	Todd Pinkston (12 games)
409	Chad Lewis (11 games)
364	Alshon Jeffery (5 games)
360	Zach Ertz (7 games)
334	Brian Westbrook (11 games)

**MOST YARDS GAINED, Game (includes all 100-yard performances)**

146	Jeremy Maclin (1/9/10 at Cowboys) NFC WC
142	Keith Jackson (12/31/88 at Bears) NFC-D
122	Kevin Curtis (1/18/09 at Cardinals) NFC-C
122	Terrell Owens (2/6/05 vs. Patriots) SB39
116	Keith Jackson (1/5/91 vs. Washington) NFC-WC
111	Harold Carmichael (12/23/79 vs. Bears) NFC-WC
<b>100</b>	<b>DeVonta Smith (2/12/23 vs. Chiefs) SB57</b>
100	Corey Clement (2/4/18 vs. Patriots) SB52

**MOST TOUCHDOWNS, Career**

6	Harold Carmichael (7 games)
3	Alshon Jeffery (5 games)
3	Brent Celek (9 games)
3	Brian Westbrook (11 games)
3	Fred Barnett (5 games)
3	Chad Lewis (11 games)
3	Duce Staley (7 games)

**MOST TOUCHDOWNS, Game**

2	Alshon Jeffery (1/21/18 vs. Vikings) NFC-CG
2	Brent Celek (1/18/09 at Cardinals) NFC-CG
2	Chad Lewis (1/23/05 vs. Falcons) NFC-C
2	Fred Barnett (1/3/93 at Saints) NFC-WC
2	Harold Carmichael (12/23/79 vs. Bears) NFC-WC

**INTERCEPTIONS****MOST INTERCEPTIONS, Career**

5	Herman Edwards (7 games)
4	Brian Dawkins (18 games)
3	Damon Moore (5 games), Eric Allen (5 games), Seth Joyner (5 games), Roynell Young (5 games)

**MOST INTERCEPTIONS, Game**

2	Damon Moore (1/12/02 vs. Buccaneers) NFC-WC
2	Eric Allen (1/3/93 at Saints) NFC-WC
2	Herman Edwards (1/3/81 vs. Vikings) NFC-D
2	Roynell Young (1/3/81 vs. Vikings) NFC-D

**LONGEST INTERCEPTION RETURN**

59t	Damon Moore (1/12/02 vs. Buccaneers) NFC-WC
50t	Patrick Robinson (1/21/18 vs. Vikings) NFC-CG
44t	Asante Samuel (1/4/09 at Vikings) NFC-WC
39t	Bobby Taylor (1/11/03 vs. Falcons) NFC-D
37	Jerry Robinson (12/29/79 at Buccaneers) NFC-D

**MOST INTERCEPTION RETURN YARDS, Career**

77	Damon Moore (5 games)
75	Brian Dawkins (18 games)
69	Asante Samuel (5 games)

**MOST INTERCEPTION RETURN YARDS, Game**

59	Damon Moore (1/12/02 vs. Buccaneers) NFC-WC
50	Patrick Robinson (1/21/18 vs. Vikings) NFC-CG
44	Asante Samuel (1/4/09 at Vikings) NFC-WC
39	Bobby Taylor (1/11/03 vs. Falcons) NFC-D

**SACKS****MOST SACKS, Career**

4.0	Derrick Burgess (6 games)
4.0	Hugh Douglas (10 games)
4.0	Reggie White (5 games)
<b>4.5</b>	<b>Brandon Graham (8 games)</b>

**MOST SACKS, Game**

<b>2.0</b>	<b>Haason Reddick (1/29/23 vs. 49ers) NFC-C</b>
2.0	Darwin Walker (1/13/07 at Saints) NFC-D
2.0	Derrick Burgess (1/23/05 vs. Falcons) NFC-C
2.0	Hugh Douglas (12/31/00 vs. Buccaneers) NFC-WC

**KICKOFF RETURNS****MOST KICKOFF RETURNS, Career**

22	Brian Mitchell (7 games)
11	Billy Campfield (7 games)

**MOST KICKOFF RETURNS, Game**

6	Brian Mitchell (1/27/02 at StL Rams) NFC-CG
5	7x, last: Brad Smith (1/4/14 vs. Saints) NFC-WC

**MOST YARDS, Career**

522	Brian Mitchell (7 games)
201	Billy Campfield (7 games)

**MOST YARDS, Game**

128	Brian Mitchell (1/27/02 at StL Rams) NFC-CG
125	3x, last: James Thrash (1/11/04 vs. Packers) NFC-D

**LONGEST KICKOFF RETURN**

70	Brian Mitchell (1/19/03 vs. Buccaneers) NFC-CG
58	Ted Dean (12/26/60 vs. Packers) NFL-CG

**PUNT RETURNS****MOST PUNT RETURNS, Career**

16	Brian Mitchell (7 games)
13	John Sciarra (7 games)

**MOST PUNT RETURNS, Game**

6	John Sciarra (1/11/81 vs. Cowboys) NFC-CG
5	2x, last: Jalen Reagor (1/16/22 at Buccaneers) NFC-WC
4	7x, last: Reno Mahe (1/11/04 vs. Packers) NFC-D

**MOST YARDS ON PUNT RETURNS, Career**

174	DeSean Jackson (6 games)
135	Brian Mitchell (7 games)
130	John Sciarra (7 games)

**MOST YARDS ON PUNT RETURNS, Game**

109	DeSean Jackson (1/4/09 at Vikings) NFC-WC
101	Bosh Pritchard (12/21/47 at Steelers) NFL-D
69	John Sciarra (1/11/81 vs. Cowboys) NFC-CG

**LONGEST PUNT RETURN**

79t	Bosh Pritchard (12/21/47 at Steelers) NFL-D
62	DeSean Jackson (1/4/09 at Vikings) NFC-WC
34	Wally Henry (12/23/79 vs. Bears) NFC-WC

**SCORING****MOST POINTS, Game**

58	vs. Lions (12/30/95) NFC-WC
41	vs. Patriots (2/4/18) SB52
38	vs. Giants (1/21/23) NFC-D
38	vs. Vikings (1/21/18) NFC-CG
36	at Saints (1/3/93) NFC-WC

**MOST POINTS, BOTH TEAMS, Game**

95	vs. Lions (12/30/95) NFC-WC; Eagles 58, Lions 37
74	vs. Patriots (2/4/18) SB52; Eagles 41, Patriots 33
73	vs. Chiefs (2/12/23) SB57; Eagles 35, Chiefs 38
57	at Cardinals (1/18/09) NFC-CG; Eagles 25, Cardinals 32
56	at Saints (1/3/93) NFC-WC; Eagles 36, Saints 20

**FEWEST POINTS, BOTH TEAMS, Game**

7	vs. Chicago Cardinals (12/19/48) NFL-CG; Eagles 7, Cardinals 0
14	at 49ers (12/29/96) NFC-WC; 49ers 14, Eagles 0
14	at LA Rams (12/18/49) NFL-CG; Eagles 14, Rams 0

**LARGEST MARGIN OF VICTORY, Game**

31	vs. Giants (1/21/23) NFC-D; Eagles 38, Giants 7
31	vs. Vikings (1/21/18) NFC-CG; Eagles 38, Vikings 7
24	vs. 49ers (1/29/23) NFC-C; Eagles 31, 49ers 7
22	vs. Buccaneers (1/12/02) NFC-WC; Eagles 31, Buccaneers 9
21	2x: vs. Lions (12/30/95) NFC-WC; Eagles 58, Lions 37 & at Steelers (12/21/47) NFL-D; Eagles 21, Steelers 0

**TOUCHDOWNS****MOST TOUCHDOWNS, Game**

7	vs. Lions (12/30/95) NFC-WC
5	vs. Giants (1/21/23) NFC-D
5	vs. Patriots (2/4/18) SB52
5	vs. Vikings (1/21/18) NFC-CG
4	5x, last: vs. Chiefs (2/12/23) SB57

**MOST TOUCHDOWNS, BOTH TEAMS, Game**

12	vs. Lions (12/30/95) NFC-WC; Eagles 7, Lions 5
9	vs. Patriots (2/4/18) SB52; Eagles 5, Patriots 4
8	vs. Chiefs (2/12/23) SB57; Eagles 4, Chiefs 4
7	3x, last: at Cardinals (1/18/09) NFC-C; Cardinals 4, Eagles 3

**FEWEST TOUCHDOWNS, BOTH TEAMS, Game**

1	vs. Chicago Cardinals (12/19/48) NFL-CG; Eagles 1, Cardinals 0
2	9x, last: vs. Seahawks (1/5/20) NFC-WC; Eagles 0, Seahawks 2

**FIELD GOALS****MOST FIELD GOALS, Game**

4	at Vikings (1/4/09) NFC-WC
4	at Bears (1/19/02) NFC-D
4	at Bears (12/31/88) NFC-D

**MOST FIELD GOALS, BOTH TEAMS, Game**

6	at Giants (1/11/09) NFC-D
6	at Bears (12/31/88) NFC-D; Eagles 4, Bears 2
5	vs. Patriots (2/4/18) SB52; Eagles 3, Patriots 2
5	vs. Saints (1/4/14) NFC-WC; Eagles 1, Saints 4
5	vs. Giants (1/7/07) NFC-WC; Eagles 3, Giants 3
5	at Bears (1/19/02) NFC-D; Eagles 4, Bears 1

**MOST FIELD GOALS ATTEMPTED, Game**

5	at Bears (12/31/88) NFC-D
4	at Vikings (1/4/09) NFC-WC
4	at Bears (1/19/02) NFC-D
4	vs. Lions (12/30/95) NFC-WC

**MOST FGS ATTEMPTED, BOTH TEAMS, Game**

9	at Bears (12/31/88) NFC-D; Eagles 5, Bears 4
8	at Giants (1/11/09) NFC-D; Eagles 3, Giants 5
6	vs. Patriots (2/4/18) SB52; Eagles 3, Patriots 3
6	vs. Saints (1/4/14) NFC-WC; Eagles 2, Saints 4
6	vs. Falcons (1/11/03) NFC-D; Eagles 3, Falcons 3

**TOTAL NET YARDS****MOST YARDS GAINED, Game**

538	vs. Patriots (2/4/18) SB52
456	vs. Vikings (1/21/18) NFC-CG
454	at Cardinals (1/18/09) NFC-CG
452	vs. Lions (12/30/95) NFC-WC
430	at Bears (12/31/88) NFC-D

**FEWEST YARDS GAINED, Game**

178	at Cowboys (1/10/93) NFC-D
186	at Giants (1/7/01) NFC-D

**PASSING****MOST ATTEMPTS, Game**

55	at Bears (12/31/88) NFC-D
51	vs. Patriots (2/6/05) SB39

**FEWEST ATTEMPTS, Game**

9	at LA Rams (12/18/49) NFL-CG
12	vs. Chicago Cardinals (12/19/48) NFL-CG

**MOST COMPLETIONS, Game**

30	vs. Patriots (2/6/05) SB39
29	vs. Patriots (2/4/18) SB52
28	at Cardinals (1/18/09) NFC-CG
27	vs. Chiefs (2/12/23) SB57
27	at Bears (12/31/88) NFC-CG
27	at Chicago Cardinals (12/28/47) NFL-CG

**FEWEST COMPLETIONS, Game**

2	vs. Chicago Cardinals (12/19/48) NFL-CG
5	at LA Rams (12/18/49) NFL-CG

**MOST YARDS GAINED, Game**

378	at Bears (12/31/88) NFC-D
374	vs. Patriots (2/4/18) SB52
357	at Cardinals (1/18/09) NFC-CG

**FEWEST YARDS GAINED, Game**

7	vs. Chicago Cardinals (12/19/48) NFL-CG
68	at LA Rams (12/18/49) NFL-CG

**MOST TIMES SACKED, Game**

8	vs. Packers (1/11/04) NFC-D
7	vs. Seahawks (1/5/20) NFC-WC

**MOST TOUCHDOWNS, Game**

4	vs. Patriots (2/4/18) SB52
3	vs. Vikings (1/21/18) NFC-CG
3	at Cardinals (1/18/09) NFC-CG
3	vs. Patriots (2/6/05) SB39
3	vs. Lions (12/30/95) NFC-WC
3	vs. Bears (12/23/79) NFC-WC

**RUSHING****MOST ATTEMPTS, Game**

61	at LA Rams (12/18/49) NFL-CG
57	vs. Chicago Cardinals (12/19/48) NFL-CG
52	at Steelers (12/21/47) NFL-D

**FEWEST ATTEMPTS, Game**

13	at Cowboys (1/9/10) NFC-WC
14	at Giants (1/7/01) NFC-D
16	at Bears (12/31/88) NFC-D
16	at Saints (1/13/19) NFC-D

**MOST YARDS GAINED, Game**

274	at LA Rams (12/18/49) NFL-CG
268	vs. Giants (1/21/23) NFC-D
263	vs. Cowboys (1/11/81) NFC-CG
225	vs. Chicago Cardinals (12/19/48) NFL-CG

**FEWEST YARDS GAINED, Game**

42	at Bears (1/6/19) NFC-WC
45	vs. Patriots (2/6/05) SB39

**MOST TOUCHDOWNS, Game**

4	vs. 49ers (1/29/23) NFC-C
3	vs. Chiefs (2/12/23) SB57
3	vs. Giants (1/21/23) NFC-D
3	vs. Vikings (1/3/81) NFC-D
2	6x, last: at Saints (1/13/07) NFC-D

**FIRST DOWNS****MOST FIRST DOWNS, Game**

27	vs. Vikings (1/21/18) NFC-CG
26	vs. Giants (1/21/23) NFC-D
25	vs. Chiefs (2/12/23) SB57
25	vs. 49ers (1/29/23) NFC-C
25	vs. Patriots (2/4/18) SB52
24	vs. Patriots (2/6/05) SB39
24	vs. Vikings (1/3/81) NFL-D
23	vs. Vikings (1/16/05) NFC-D

**FEWEST FIRST DOWNS, Game**

11	at Giants (1/7/01) NFC-D
12	at Cowboys (1/10/93) NFC-D

**MOST FIRST DOWNS, BOTH TEAMS, Game**

54	vs. Patriots (2/4/18) SB52; Patriots 29, Eagles 25
49	vs. Vikings (1/21/18) NFC-CG; Eagles 27, Vikings 22
48	vs. Lions (12/30/95) NFC-WC; Lions 26, Eagles 22
46	vs. Chiefs (2/12/23) SB57; Eagles 25, Chiefs 21
45	vs. Patriots (2/6/05) SB39; Eagles 24, Patriots 21

**FEWEST FIRST DOWNS, BOTH TEAMS, Game**

24	3x, last: at LA Rams (12/18/49) NFL-CG; Eagles 17, Rams 7
----	---

**MOST FIRST DOWNS, RUSHING, Game**

17	vs. Giants (1/21/23) NFC-D
16	vs. Chicago Cardinals (12/19/48) NFL-CG
13	vs. Cowboys (1/11/81) NFC-CG

**FEWEST FIRST DOWNS, RUSHING, Game**

0	at Cowboys (1/9/10) NFC-WC
1	at Bears (12/31/88) NFC-D
2	3x, last: at Saints (1/13/19) NFC-D

**MOST FIRST DOWNS, PASSING, Game**

21	at Bears (12/31/88) NFC-D
19	vs. Patriots (2/4/18) SB52
19	vs. Vikings (1/21/18) NFC-CG
18	vs. Patriots (2/6/05) SB39

**FEWEST FIRST DOWNS, PASSING, Game**

0	vs. Chicago Cardinals (12/19/48) NFL-CG
4	at LA Rams (12/18/49) NFL-CG

**PENALTIES****MOST PENALTIES, Game**

9	at Cowboys (1/9/10) NFC-WC
8	at Giants (1/11/09) NFC-D
8	vs. Lions (12/30/95) NFC-WC
8	at Buccaneers (12/29/79) NFC-D

**FEWEST PENALTIES, Game**

0	vs. Packers (12/26/60) NFL-CG
2	at StL Rams (1/27/02) NFC-CG
2	vs. Buccaneers (12/31/00) NFC-WC

**MOST YARDS PENALIZED, Game**

116	at Cowboys (1/9/10) NFC-WC
80	vs. Lions (12/30/95) NFC-WC
77	vs. Giants (1/7/07) NFC-WC
76	at Cowboys (1/10/93) NFC-D

**FEWEST YARDS PENALIZED, Game**

0	vs. Packers (12/26/60) NFL-CG
15	at StL Rams (1/27/02) NFC-CG

**INTERCEPTIONS****MOST INTERCEPTIONS BY, Game**

6	vs. Lions (12/30/95) NFC-WC
5	vs. Vikings (1/3/81) NFC-D
4	vs. Buccaneers (1/12/02) NFC-WC

**FUMBLES****MOST FUMBLES, Game**

6	vs. LA Rams (12/31/89) NFC-WC
5	vs. Giants (12/27/81) NFC-WC

**MOST FUMBLES LOST, Game**

3	at Cowboys (1/9/10) NFC-WC
2	12x, last: vs. Falcons (1/13/18) NFC-D

**MOST FUMBLES COMMITTED BY OPPONENT, Game**

5	vs. Cowboys (1/11/81) NFC-CG
4	vs. Packers (1/9/11) NFC-WC
3	6x, last: vs. 49ers (1/29/23) NFC-C

**MOST FUMBLES LOST BY OPPONENT**

3	5x, last: vs. 49ers (1/29/23) NFC-C
---	-------------------------------------

**TURNOVERS****MOST TURNOVERS, Game**

4	4x, last at Dallas (1/9/10) NFC-WC
---	------------------------------------

**FEWEST TURNOVERS, Game**

0	8x, last: vs. 49ers (1/29/23) NFC-C
---	-------------------------------------

**PUNTING****MOST PUNTS, Game**

9	vs. LA Rams (12/31/89) NFC-WC
9	at Falcons (12/24/78) NFC-WC

**FEWEST PUNTS, Game**

1	vs. Patriots (2/4/18) SB52
1	at Cardinals (1/18/09) NFC-CG
2	vs. Chiefs (2/12/23) SB57
3	5x, last: vs. Giants (1/21/23) NFC-D

**HIGHEST AVERAGE, PUNTING, Game**

58.0	at Cardinals (1/18/09) NFC-CG
51.2	at Saints (1/3/93) NFC-WC
50.6	at Cowboys (1/9/10) NFC-WC
48.8	vs. Saints (1/4/14) NFC-WC
48.2	at Saints (1/13/19) NFC-D

**LOWEST AVERAGE, PUNTING, Game**

32.5	at Bears (12/31/88) NFC-D
------	---------------------------





TEAM (EAGLES)

WON IN OVERTIME.....	12/9/19 - vs. NYG, 23-17
WON BY SCORING IN LAST TWO MINUTES OF REGULATION.....	11/20/22 - at Ind., 17-16 (winning TD at 1:20)
TIED GAME BY SCORING IN LAST TWO MINUTES.....	11/20/22 - vs. Cin., 17-16 (tied score at 1:20 before PAT)
WON IN PRIMETIME.....	1/21/23 - vs. NYG, 38-7 (NFC Divisional Round)
SHUTOUT.....	12/30/18 - at Was., 24-0
WON BY 20+ POINTS.....	1/29/23 - vs. SF (NFCC), 31-7
WON AFTER TRAILING BY 20+ POINTS.....	12/19/10 - at NYG, 38-31 (NYG ahead 31-10 in 4th quarter)
HELD 28+ POINT LEAD.....	1/21/23 - vs. NYG (NFC Div.) (38-7, 4th Q)
HELD 21+ POINT LEAD.....	1/29/23 - vs. SF (NFCC) (31-7, 4th Q)
HELD 17+ POINT LEAD.....	1/29/23 - vs. SF (NFCC) (31-7, 4th Q)
SCORED 20+ POINTS IN QUARTER.....	10/16/22 - vs. Dal., 26-17 (20, 2nd Q)
SCORED 20+ POINTS IN HALF.....	2/12/23 - vs. KC (SB), 35-38 (21, 2nd half)
HELD OPPONENT WITHOUT A TOUCHDOWN.....	9/12/21 - at Atl., 32-6
TOUCHDOWNS SCORED BY OFFENSE & DEFENSE.....	12/24/22 - at Dal., 34-40 (3 offense, 1 defense)
TOUCHDOWNS SCORED BY OFFENSE, DEFENSE & SPECIAL TEAMS.....	12/6/15 - at NE, 35-28 (2 offense, 1 defense, 2 ST)
NO TURNOVERS.....	1/29/23 - vs. SF (NFCC), 31-7
TOUCHDOWN SCORED ON FIRST DRIVE.....	2/12/23 - vs. KC (SB), 35-38
SUCCESSFUL 2-POINT CONVERSION ATTEMPT.....	2/12/23 - J. Hurts rush vs. KC (SB)
FAILED 2-POINT CONVERSION ATTEMPT.....	10/16/22 - M. Sanders rush, attempt fails vs. Dal.

TOTAL OFFENSE (EAGLES)

500+ TOTAL NET YARDS OF OFFENSE.....	11/27/22 - vs. GB (500; 363 rushing, 137 passing)
400+ TOTAL NET YARDS OF OFFENSE.....	2/12/23 - vs. KC (SB) (417; 115 rushing, 302 passing)

PASSING (EAGLES)

400+ NET YARDS PASSING BY TEAM.....	12/23/18 - vs. Hou. (462)
300+ NET YARDS PASSING BY TEAM.....	2/12/23 - vs. KC (SB) (302)
INDIVIDUAL WITH 50+ PASS ATTEMPTS.....	12/9/19 - Carson Wentz (50-33-325-0-2TDs) vs. NYG
INDIVIDUAL WITH 40+ PASS ATTEMPTS.....	12/24/22 - Gardner Minshew (40-24-355-2-2TDs) at Dal.
INDIVIDUAL WITH 30+ PASS COMPLETIONS.....	10/3/21 - Jalen Hurts (48-32-387-0-2TDs) vs. KC
INDIVIDUAL WITH 25+ PASS COMPLETIONS.....	2/12/23 - Jalen Hurts (38-27-304-0-1TD) vs. KC (SB)
INDIVIDUAL 300+ YARD PASSING GAME.....	2/12/23 - Jalen Hurts (38-27-304-0-1TD) vs. KC (SB)
CONSECUTIVE 300+ YARD PASSING GAMES.....	12/18/22-12/24/22 - Jalen Hurts (37-22-315-0-2TDs) at Chi. & Gardner Minshew (40-24-355-2-2TDs) at Dal.
INDIVIDUAL WITH 4+ TOUCHDOWN PASSES.....	10/30/22 - Jalen Hurts (28-19-285-4-0-4TDs) vs. Pit.
INDIVIDUAL WITH 3+ TOUCHDOWN PASSES.....	12/4/22 - Jalen Hurts (39-29-380-0-3TDs) vs. Ten.
NO SACKS ALLOWED.....	12/24/22 - at Dal. (40 attempts - G. Minshew)

RUSHING (EAGLES)

300+ NET YARDS RUSHING BY TEAM.....	11/27/22 - vs. GB (363)
200+ NET YARDS RUSHING BY TEAM.....	1/21/23 - vs. NYG (NFC Div.) (268)
INDIVIDUAL 200+ YARD RUSHING GAME.....	12/8/13- LeSean McCoy (29-217-2TDs) vs. Det.
INDIVIDUAL 150+ YARD RUSHING GAME.....	11/27/22 - Jalen Hurts (17-157-0TD) vs. GB
INDIVIDUAL 100+ YARD RUSHING GAME.....	1/21/23 - K. Gainwell (12-112-1TD) vs. NYG (NFC Div.)
TWO 100+ YARD RUSHERS IN SAME GAME.....	11/27/22 - Jalen Hurts (17-157-0TD) & Miles Sanders (21-143-2TDs) vs. GB
CONSECUTIVE 100+ YARD RUSHING GAMES.....	12/5/21-12/21/21 - M. Sanders (24-120-0TD) at NYJ & (18-131-0TD) vs. Was.
COMBINED 200+ YARDS RUSHING BY TWO PLAYERS.....	1/21/23 - 112 by K. Gainwell (12-112-1TD) & M. Sanders (17-90-0TD) vs. NYG (NFC Div.)
INDIVIDUAL WITH 30+ CARRIES.....	9/9/13 - LeSean McCoy (31-184-1TD) at Was.
INDIVIDUAL WITH 25+ CARRIES.....	10/2/22 - Miles Sanders (27-134-2TDs) vs. Jax.
RUSHING PLAY OF 80+ YARDS.....	12/13/20 - 82t by Miles Sanders vs. NO
RUSHING PLAY OF 60+ YARDS.....	12/13/20 - 82t by Miles Sanders vs. NO
RUSHING PLAY OF 40+ YARDS.....	12/11/22 - 40 by Miles Sanders at NYG
INDIVIDUAL WITH 3+ RUSHING TOUCHDOWNS.....	2/12/23 - Jalen Hurts (15-70-3TDs) vs. KC (SB)
INDIVIDUAL WITH 2+ RUSHING TOUCHDOWNS.....	2/12/23 - Jalen Hurts (15-70-3TDs) vs. KC (SB)

RECEIVING (EAGLES)

INDIVIDUAL WITH 10+ RECEPTIONS.....	10/9/22 - DeVonta Smith (10-87-0TD) at Ari.
INDIVIDUAL WITH 150+ YARD RECEIVING GAME.....	12/18/22 - A.J. Brown (9-181-0TD) at Chi.
INDIVIDUAL WITH 100+ YARD RECEIVING GAME.....	2/12/23 - DeVonta Smith (7-100-0TD) vs. KC (SB)
TWO-OR-MORE 100+ YARD RECEIVERS IN SAME GAME.....	12/24/22 - DeVonta Smith (8-113-2TDs) & A.J. Brown (6-103-0TD) at Dal.
CONSECUTIVE 100+ YARD RECEIVING GAMES.....	12/18/22-1/1/23 (3) - DeVonta Smith (126, 113, 115) at Chi., at Dal. & vs. NO
INDIVIDUAL WITH 3+ TD RECEPTIONS.....	10/30/22 - A.J. Brown (6-156-3TDs) vs. Pit.



INDIVIDUAL WITH 2+ TD RECEPTIONS.....	12/24/22 - DeVonta Smith (8-113-2TDs) at Dal.
PASS PLAY OF 80+ YARDS.....	9/19/21 - 91, Jalen Hurts to Quez Watkins vs. SF
PASS PLAY OF 60+ YARDS.....	1/1/23 - 78t, Gardner Minshew to A.J. Brown vs. NO
PASS PLAY OF 40+ YARDS.....	2/12/23 - 45, J. Hurts to D. Smith vs. KC (SB)

**NOTABLE OFFENSIVE COMBINATIONS (EAGLES)**

LED TEAM IN RUSHING & RECEIVING YARDS IN SAME GAME.....	12/29/19 - Boston Scott (19-54-3TDs rush, 4-84 rec.) at NYG
100+ YARD RUSHER & 100+ YARD RECEIVER IN SAME GAME.....	12/21/21 - Miles Sanders (18-131-0TD rush) & Dallas Goedert (7-135-0TD rec.) vs. Was.
100+ YARD RUSHER, 100+ YARD RECEIVER & 300+ YARD PASSER IN SAME GAME.....	9/23/07 - Brian Westbrook (14-110-2TDs rush & 5-111-1TD rec.), Kevin Curtis (11-221-3TDs rec.) & Donovan McNabb (26-21-381-0-4TDs) vs. Det.
INDIVIDUAL WITH 1+ RUSHING TD & 1+ RECEIVING TD IN SAME GAME.....	12/15/19 - Miles Sanders (19-122-1TD rush, 6-50-1TD rec.) at Was.
INDIVIDUAL WITH 1+ PASSING TD & 1+ RUSHING TD IN SAME GAME.....	2/12/23 - J. Hurts (38-27-304-0-1TD passing, 15-70-3TDs rushing) vs. KC (SB)
INDIVIDUAL WITH 1+ PASSING TD & 1+ RECEIVING TD IN SAME GAME.....	2/4/18 - Nick Foles (43-28-373-1-3TDs passing, 1-1-1TD receiving) at NE

**DEFENSE (EAGLES)**

HELD OPPONENT UNDER 200 YARDS TOTAL OFFENSE.....	1/29/23 - vs. SF (NFCC) (164; 81 rushing, 83 passing)
HELD OPPONENT UNDER 300 YARDS TOTAL OFFENSE.....	1/29/23 - vs. SF (NFCC) (164; 81 rushing, 83 passing)
HELD OPPONENT UNDER 50 YARDS RUSHING.....	9/27/20 - vs. Cin. (48)
HELD OPPONENT UNDER 75 YARDS RUSHING.....	10/2/22 - vs. Jax. (71)
HELD OPPONENT UNDER 100 YARDS RUSHING.....	1/29/23 - vs. SF (NFCC) (81)
HELD OPPONENT UNDER 100 NET YARDS PASSING.....	1/29/23 - vs. SF (NFCC) (83)
HELD OPPONENT UNDER 150 NET YARDS PASSING.....	1/29/23 - vs. SF (NFCC) (83)
INTERCEPTION RETURN FOR TOUCHDOWN.....	12/24/22 - J. Sweat, 42 yards (QB D. Prescott) at Dal.
INDIVIDUAL WITH 3+ INTERCEPTIONS.....	10/16/11 - K. Coleman (3) at Was. (QB R. Grossman)
INDIVIDUAL WITH 2+ INTERCEPTIONS.....	10/16/22 - C. Gardner-Johnson (2) vs. Dal. (QB C. Rush)
FUMBLE RECOVERED FOR TOUCHDOWN.....	11/14/21 - D. Slay fumble recovery at PHI 17 (forced by D. Taylor) at Den.
SAFETY SCORED.....	11/1/20 - C. Jones aborted snap. L. Ladouceur credited with fumble on high snap, ball out of bounds in end zone
7.0+ SACKS.....	1/1/23 - vs. NO (7.0)
6.0+ SACKS.....	1/1/23 - vs. NO (7.0)
5.0+ SACKS.....	1/21/23 - vs. NYG (NFC Div.) (5.0)
INDIVIDUAL WITH 3.0+ SACKS.....	12/11/22 - B. Graham (3.0 sacks of D. Jones & T. Taylor) at NYG
INDIVIDUAL WITH 2.0+ SACKS.....	1/29/23 - H. Reddick (2.0 sacks of B. Purdy & J. Johnson) vs. SF (NFCC)

**SPECIAL TEAMS (EAGLES)**

KICKOFF RETURN FOR TOUCHDOWN.....	10/23/16 - Josh Huff, 98 yards vs. Min.
KICKOFF RETURN FOR TOUCHDOWN TO START GAME.....	11/23/14 - Josh Huff, 107 yards vs. Ten.
PUNT RETURN FOR TOUCHDOWN.....	12/6/20 - Jalen Reagor, 73 yards at GB
BLOCKED PUNT RECOVERED FOR TOUCHDOWN.....	12/6/15 - N. Goode returned R. Allen's blocked punt (blocked by C. Maragos) 24 yards at NE
BLOCKED PUNT.....	10/10/21 - T. Edwards blocked punt by J. Charlton at Car.
BLOCKED PAT.....	9/20/20 - M. Jackson, PAT attempt by S. Sloman vs. LAR
BLOCKED FIELD GOAL.....	11/14/21 - K. Wallace, 22-yd attempt by B. McManus at Den.
BLOCKED FIELD GOAL RETURNED FOR TOUCHDOWN.....	10/23/05 - Matt Ware, 65-yd. return after Quintin Mikell blocked a 40-yd. att. by Nate Kaeding vs. SD
INDIVIDUAL WITH 5+ FIELD GOALS.....	1/8/23 - J. Elliott (5-5) vs. NYG
INDIVIDUAL WITH 4+ FIELD GOALS.....	1/8/23 - J. Elliott (5-5) vs. NYG
SUCCESSFUL ONSIDE KICK.....	9/17/17 - J. Elliott kick recovered by T. Burton at KC (4th Q)
FAILED ONSIDE KICK ATTEMPT.....	1/16/22 - J. Elliott kick recovered by G. Bernard at TB (4th Q)
TOUCHDOWN OFF FAKE FIELD GOAL ATTEMPT.....	12/24/89 - C. Carter 22-yard pass from R. Ruzek vs. Pho.
TOUCHDOWN OFF FAKE PUNT.....	9/29/02 - B. Dawkins 57 yard pass from B. Mitchell vs. Hou



TEAM (OPPONENT)

WON IN OVERTIME.....	12/9/18 - at Dal., 23-29
WON BY SCORING IN LAST TWO MINUTES OF REGULATION.....	2/12/23 - vs. KC (SB), 35-38 (winning FG at 0:08)
TIED GAME BY SCORING IN LAST TWO MINUTES.....	11/8/15 - at Dal., 33-27 OT (tied game at 0:02)
WON IN PRIMETIME.....	2/12/23 - vs. KC (SB), 35-38
SHUTOUT.....	12/31/17 - vs. Dal., 0-6
WON BY 20+ POINTS.....	1/8/22 - vs. Dal., 26-51
WON AFTER TRAILING BY 20+ POINTS.....	10/2/11 - vs. SF, 23-24 (PHI ahead 23-3 in 3rd quarter)
HELD 28+ POINT LEAD.....	1/16/22 - at TB, 15-31
HELD 21+ POINT LEAD.....	1/16/22 - at TB, 15-31
HELD 17+ POINT LEAD.....	1/16/22 - at TB, 15-31
SCORED 20+ POINTS IN QUARTER.....	1/8/22 - vs. Dal., 26-51 (21, 4th Q)
SCORED 20+ POINTS IN HALF.....	2/12/23 - at KC (SB), 35-38 (27, 2nd half)
HELD OPPONENT WITHOUT A TOUCHDOWN.....	1/5/20 - vs. Sea., 9-17
TOUCHDOWNS SCORED BY OFFENSE & DEFENSE.....	2/12/23 - vs. KC (SB), 35-38 (4 offense, 1 defense)
TOUCHDOWNS SCORED BY OFFENSE, DEFENSE & SPECIAL TEAMS.....	11/16/14 - at GB, 53-20 (4 off., 2 def., 1 ST)
NO TURNOVERS.....	2/12/23 - vs. KC (SB), 35-38
TOUCHDOWN SCORED ON FIRST DRIVE.....	2/12/23 - vs. KC (SB), 35-38
SUCCESSFUL 2-POINT CONVERSION ATTEMPT.....	12/11/22 - T. Taylor to I. Hodgins pass at NYG
FAILED 2-POINT CONVERSION ATTEMPT.....	1/8/23 - D. Webb incomplete pass to M. Johnson vs. NYG

TOTAL OFFENSE (OPPONENT)

500+ TOTAL NET YARDS OF OFFENSE.....	12/27/20 - at Dal. (513; 151 rushing, 362 passing)
400+ TOTAL NET YARDS OF OFFENSE.....	12/24/22 - at Dal. (419; 115 rushing, 304 passing)

PASSING (OPPONENT)

400+ NET YARDS PASSING BY TEAM.....	12/20/20 - at Ari. (423)
300+ NET YARDS PASSING BY TEAM.....	12/24/22 - at Dal. (304)
INDIVIDUAL WITH 50+ PASS ATTEMPTS.....	9/26/19 - Aaron Rodgers (53-34-422-1-2TDs) at GB
INDIVIDUAL WITH 40+ PASS ATTEMPTS.....	1/8/23 - D. Webb (40-23-168-0-1TD) vs. NYG
INDIVIDUAL WITH 30+ PASS COMPLETIONS.....	11/7/21 - Justin Herbert (38-32-356-0-2TDs) vs. LAC
INDIVIDUAL WITH 25+ PASS COMPLETIONS.....	12/24/22 - D. Prescott (35-27-347-1-3TDs) at Dal.
INDIVIDUAL 300+ YARD PASSING GAME.....	12/24/22 - D. Prescott (35-27-347-1-3TDs) at Dal.
CONSECUTIVE 300+ YARD PASSING GAMES.....	12/20/20 - 12/27/20 - Kyler Murray (36-27-406-1-3TDs) at Ari. & Andy Dalton (30-22-377-1-3TDs) at Dal.
INDIVIDUAL WITH 4+ TOUCHDOWN PASSES.....	1/8/22 - Dak Prescott (27-21-295-0-5TDs) vs. Dal.
INDIVIDUAL WITH 3+ TOUCHDOWN PASSES.....	2/12/23 - P. Mahomes (27-21-182-0-3TDs) vs. KC (SB)
NO SACKS ALLOWED.....	2/12/23 - vs. KC (SB) (27 attempts - P. Mahomes)

RUSHING (OPPONENT)

300+ NET YARDS RUSHING BY TEAM.....	9/25/60 - vs. Cle. (329)
200+ NET YARDS RUSHING BY TEAM.....	10/3/21 - vs. KC (200)
INDIVIDUAL 200+ YARD RUSHING GAME.....	11/22/15 - Doug Martin (27-235-0TD) vs. TB
INDIVIDUAL 150+ YARD RUSHING GAME.....	11/11/18 - Ezekiel Elliott (19-151-1TD) vs. Dal.
INDIVIDUAL 100+ YARD RUSHING GAME.....	11/3/22 - Dameon Pierce (27-139-0TD) at Hou.
TWO 100+ YARD RUSHERS IN SAME GAME.....	10/30/05 - M. Anderson (21-126-1TD) and T. Bell (14-107-2TDs) at Den.
CONSECUTIVE 100+ YARD RUSHING GAMES.....	10/3/21-10/10/21 - C. Edwards-Helaire (14-102-0TD) vs. KC; C. Hubbard (24-101-0TD) at Car.
COMBINED 200+ YARDS RUSHING BY TWO PLAYERS.....	11/20/15 - 187 by D. Johnson (29-187-3TDs) & K. Williams (6-34-0TD) vs. Ari.
INDIVIDUAL WITH 30+ CARRIES.....	12/14/14 - DeMarco Murray (31-81-2TDs) vs. Dal.
INDIVIDUAL WITH 25+ CARRIES.....	11/14/22 - Brian Robinson (26-86-1TD) vs. Was.
RUSHING PLAY OF 80+ YARDS.....	10/22/20 - 80 by Daniel Jones vs. NYG
RUSHING PLAY OF 60+ YARDS.....	12/6/20 - 77t by Aaron Jones vs. GB
RUSHING PLAY OF 40+ YARDS.....	9/11/22 - 50 by D'Andre Swift at Det.
INDIVIDUAL WITH 3+ RUSHING TOUCHDOWNS.....	12/20/15 - David Johnson (29-187-3TDs) vs. Ari.
INDIVIDUAL WITH 2+ RUSHING TOUCHDOWNS.....	9/11/22 - Jamaal Williams (11-28-2TDs) at Det.

RECEIVING (OPPONENT)

INDIVIDUAL WITH 10+ RECEPTIONS.....	12/24/22 - C. Lamb (10-120-2TDs) at Dal.
INDIVIDUAL WITH 150+ YARD RECEIVING GAME.....	10/3/21 - Tyreek Hill (11-186-3TDs) vs. KC
INDIVIDUAL WITH 100+ YARD RECEIVING GAME.....	12/24/22 - C. Lamb (10-120-2TDs) at Dal.
TWO-OR-MORE 100+YARD RECEIVERS IN SAME GAME.....	12/27/20 - Amari Cooper (4-121-0TD) & Michael Gallup (6-121-2TDs) at Dal.
CONSECUTIVE 100+ YARD RECEIVING GAMES.....	1/8/22-1/16/22 - Cedrick Wilson (5-119-2TDs) at Dal., Mike Evans (9-117-1TD) at TB



INDIVIDUAL WITH 3+ TD RECEPTIONS.....	10/3/21 - Tyreek Hill (11-186-3TDs) vs. KC
INDIVIDUAL WITH 2+ TD RECEPTIONS.....	12/24/22 - C. Lamb (10-120-2TDs) at Dal.
PASS PLAY OF 80+ YARDS.....	12/11/16 - 80t, Kirk Cousins to DeSean Jackson vs. Was.
PASS PLAY OF 60+ YARDS.....	11/27/22 - 63t, Jordan Love to Christian Watson vs. GB
PASS PLAY OF 40+ YARDS.....	1/1/23 - 58, A. Dalton to R. Shaheed vs. NO

**NOTABLE OFFENSIVE COMBINATIONS (OPPONENT)**

LED TEAM IN RUSHING & RECEIVING YARDS IN SAME GAME.....	12/16/18 - Todd Gurley (12-48-2TDs rush, 10-76 rec.) at LAR
100+ YARD RUSHER & 100+ YARD RECEIVER IN SAME GAME.....	10/3/21 - Clyde Edwards-Helaire (14-102-0TD rush) & Tyreek Hill (11-186-3TDs rec.) vs. KC
100+ YARD RUSHER, 100+ YARD RECEIVER & 300+ YARD PASSER IN SAME GAME.....	12/27/20 - Ezekiel Elliott (19-105-0TD rush), Amari Cooper (4-121-0TD rec.), Michael Gallup (6-121-2TDs rec.) & Andy Dalton (30-22-377-1-3TDs) at Dal.
INDIVIDUAL WITH 1+ RUSHING TD & 1+ RECEIVING TD IN SAME GAME.....	12/27/20 - CeeDee Lamb (1-19-1TD rush, 3-65-1TD rec.) at Dal.
INDIVIDUAL WITH 1+ PASSING TD & 1+ RUSHING TD IN SAME GAME.....	1/8/23 - D. Webb (40-23-168-0-1TD passing, 6-41-1TD rushing) vs. NYG
INDIVIDUAL WITH 1+ PASSING TD & 1+ RECEIVING TD IN SAME GAME.....	11/20/16 - Russell Wilson (31-18-272-0-1TD pass, 1-15-1TD receiving) at Sea.

**DEFENSE (OPPONENT)**

HELD OPPONENT UNDER 200 YARDS TOTAL OFFENSE.....	12/7/14 - vs. Sea. (139; 57 rushing, 82 passing)
HELD OPPONENT UNDER 300 YARDS TOTAL OFFENSE.....	1/29/23 - vs. SF (NFCC) (269; 148 rushing, 121 passing)
HELD OPPONENT UNDER 50 YARDS RUSHING.....	9/15/19 - at Atl. (49)
HELD OPPONENT UNDER 75 YARDS RUSHING.....	1/1/23 - vs. NO (67)
HELD OPPONENT UNDER 100 YARDS RUSHING.....	1/1/23 - vs. NO (67)
HELD OPPONENT UNDER 100 NET YARDS PASSING.....	1/3/21 - vs. Was. (98)
HELD OPPONENT UNDER 150 NET YARDS PASSING.....	1/29/23 - vs. SF (121)
INTERCEPTION RETURN FOR TOUCHDOWN.....	1/1/23 - M. Lattimore, 12 yards (QB G. Minshew) vs. NO
INDIVIDUAL WITH 3+ INTERCEPTIONS.....	12/2/07 - L. Tatupu (3) vs. Sea. (QB A.J. Feeley)
INDIVIDUAL WITH 2+ INTERCEPTIONS.....	11/1/20 - T. Diggs (2) vs. Dal. (QB C. Wentz)
FUMBLE RECOVERED FOR TOUCHDOWN.....	2/12/23 - N. Bolton 36-yard return of J. Hurts fumble vs. KC (SB)
SAFETY SCORED.....	10/10/21 - J. Hurts fumbles out of bounds in end zone at Car.
7.0+ SACKS.....	12/6/20 - at GB (7)
6.0+ SACKS.....	1/1/23 - vs. NO (6)
5.0+ SACKS.....	1/1/23 - vs. NO (6)
INDIVIDUAL WITH 3.0+ SACKS.....	1/1/23 - C. Jordan (3.0 sacks of G. Minshew) vs. NO
INDIVIDUAL WITH 2.0+ SACKS.....	1/1/23 - C. Jordan (3.0 sacks of G. Minshew) vs. NO

**SPECIAL TEAMS (OPPONENT)**

KICKOFF RETURN FOR TOUCHDOWN.....	9/22/19 - Jamal Agnew, 100 yards vs. Det.
KICKOFF RETURN FOR TOUCHDOWN TO START GAME.....	10/12/03 - Randal Williams, 37 yards at Dal.
PUNT RETURN FOR TOUCHDOWN.....	9/19/16 - Eddie Royal, 65 yards at Chi.
BLOCKED PUNT RECOVERED FOR TOUCHDOWN.....	12/10/17 - B. Countess returned D. Jones' blocked punt (blocked by M. Thomas) 16 yards at LAR
BLOCKED PUNT.....	12/11/22 - A. Siposs' punt is blocked by E. Smith at NYG
BLOCKED PAT.....	12/13/09 - F. Robbins, PAT attempt by D. Akers vs. NYG
BLOCKED FIELD GOAL.....	9/19/22 - P. Peterson, 41-yd attempt by J. Elliot vs. Min.
BLOCKED FIELD GOAL RETURNED FOR TOUCHDOWN.....	12/7/08 - Kevin Dockery, 71-yd. return after Justin Tuck blocked a 32-yd. att. by D.Akers at NYG
INDIVIDUAL WITH 5+ FIELD GOALS.....	10/27/13 - Josh Brown (5-5) vs. NYG
INDIVIDUAL WITH 4+ FIELD GOALS.....	11/14/22 - Joey Slye (4-4) vs. Was.
SUCCESSFUL ONSIDE KICK.....	12/6/15 - S. Gostkowski kick recovered by R. Melvin at NE (4th Q)
FAILED ONSIDE KICK ATTEMPT.....	1/8/23 - G. Gano recovered by R. Blankenship vs. NYG (4th Q)
TOUCHDOWN OFF FAKE FIELD GOAL ATTEMPT.....	12/20/1998 - Holder E. Bjornson 7-yard run at Dal.
TOUCHDOWN OFF FAKE PUNT.....	N/A





# ALL-TIME RESULTS



[FRONT OFFICE & COACHING STAFF](#)

[PLAYER BIOS](#)

[2022 EAGLES STATISTICS](#)

[RECORD BOOK](#)

[ALL-TIME RESULTS](#)

[ALL-TIME ROSTERS](#)

[HONORS & HISTORY](#)

[YEAR-BY-YEAR STATISTICS](#)

[OFF THE FIELD](#)



RECORDS vs. OTHER NFL TEAMS

Opponent	W	L	T
Arizona Cardinals (a)	57	60	5
Atlanta Falcons	21	15	1
Baltimore Ravens	2	4	1
Boston Yanks	7	2	0
Brooklyn Dodgers	6	15	1
Buffalo Bills	8	6	0
Carolina Panthers	8	5	0
Chicago Bears	17	30	1
Cincinnati Bengals	3	9	2
Cincinnati Reds	3	0	0
Cleveland Browns	17	32	1
Dallas Cowboys	55	73	0
Dallas Texans	1	0	0
Denver Broncos	9	5	0
Detroit Lions (b)	19	16	2
Green Bay Packers	18	29	0
Houston Texans	6	0	0
Indianapolis Colts (c)	11	10	0
Jacksonville Jaguars	4	3	0
Kansas City Chiefs	4	6	0
Las Vegas Raiders (f)	7	7	0
Los Angeles Chargers (d)	5	8	0
Los Angeles Rams (e)	22	20	1
Miami Dolphins	6	9	0
Minnesota Vikings	15	15	0
New England Patriots	8	7	0
New Orleans Saints	19	16	0
New York Bulldogs	2	0	0
New York Giants	93	88	2
New York Jets	12	0	0
Pittsburgh Steelers	49	29	3
San Francisco 49ers	15	20	1
Seattle Seahawks	7	12	0
Tampa Bay Buccaneers	10	11	0
Tennessee Titans (g)	8	5	0
Washington Commanders (h)	83	89	6

Note: Records include postseason games

Note: Records include games from the 1943 season when Philadelphia and Pittsburgh merged to play as the Steagles

(a) - Franchise in Chicago prior to 1960 and in St. Louis from 1960-1987; changed name from Phoenix to Arizona in 1994

(b) - Franchise in Portsmouth prior to 1934 and known as the Spartans

(c) - Franchise in Baltimore prior to 1984

(d) - Franchise in San Diego prior to 2017

(e) - Franchise in Cleveland prior to 1946, in Los Angeles prior to 1995 and in St. Louis prior to 2016

(f) - Oakland (1960-81, 1995-2019), Los Angeles (1982-94)

(g) - Franchise in Houston prior to 1997 and known as the Oilers prior to 1999

(h) - Franchise in Boston prior to 1937 and was previously known as the Washington Football Team (2020-21) before being renamed Commanders in 2022

ALL-TIME RECORD

Regular Season: 608-626-26      Playoffs: 25-25      Overall: 633-651-26

\* Does not include 1943 record (5-4-1) when Eagles and Steelers combined as the "Steagles"

HOME RECORD BY STADIUM

Venue	Record	Playoffs
Baker Bowl (1933-35)	3-11-1	0-0
Temple Stadium (1934-35)	1-1-0	0-0
Point Stadium (Johnstown, PA - 1936)	0-1-0	0-0
Laidley Field (Charleston, WV - 1938)	1-0-0	0-0
War Memorial Stadium (Charleston, WV - 1942)	0-1-0	0-0
Municipal Stadium (1936-39, 1941, 1947, 1950, 1954)	5-14-2	0-0
Shibe Park/Connie Mack Stadium (1940-57)^	55-34-5	1-0
Franklin Field (1958-70)	41-45-2	1-0
Veterans Stadium (1971-2002)	144-111-2	7-4
Lincoln Financial Field (2003-present)	102-70-1	8-4
<b>TOTALS</b>	<b>352-288-13</b>	<b>17-8</b>

\* Record includes playoff games ^ Does not include 1943 "Steagles" home record totals

RECORD AT CURRENT NFL STADIUMS

Venue	Record	Playoffs
State Farm Stadium, Arizona	1-4	^0-2
Mercedes-Benz Stadium, Atlanta	1-1	0-0
M&T Bank Stadium, Baltimore	0-2	0-0
Highmark Stadium, Buffalo	4-4	0-0
Bank of America Stadium, Carolina	4-2	0-0
Soldier Field, Chicago	6-8	2-1
Paycor Stadium, Cincinnati	0-1-1	0-0
Cleveland Browns Stadium, Cleveland	3-1	0-0
AT&T Stadium, Dallas	6-9	0-1
Empower Field at Mile High, Denver	1-2	0-0
Ford Field, Detroit	4-2	0-0
Lambeau Field, Green Bay	6-10	0-0
NRG Stadium, Houston	3-0	0-0
Lucas Oil Stadium, Indianapolis	2-0	0-0
TIAA Bank Field, Jacksonville	1-3	^0-1
Arrowhead Stadium, Kansas City	3-2	0-0
Allegiant Stadium, Las Vegas	0-1	0-0
SoFi Stadium, L.A. Chargers and L.A. Rams	0-0	0-0
Hard Rock Stadium, Miami	2-3	0-0
U.S. Bank Stadium, Minnesota	0-1	^1-0
Gillette Stadium, New England	1-1	0-0
Caesars Superdome, New Orleans	8-8	^1-3
MetLife Stadium, N.Y. Giants and N.Y. Jets	11-4	0-0
Acrisure Stadium, Pittsburgh	0-3	0-0
Levi's Stadium, San Francisco	1-1	0-0
Lumen Field, Seattle	2-3	0-0
Raymond James Stadium, Tampa Bay	3-3	0-1
Nissan Stadium, Tennessee	0-3	0-0
FedExField, Washington	16-10	0-0

\* Record includes playoff games ^ Record includes Super Bowl appearances at stadium



OVERTIME RESULTS

Date	Opponent	Result
9/27/76	Washington (MNF)	L, 17-20
9/12/82	Washington	L, 34-37
12/11/83	New Orleans	L, 17-20
11/4/84	at Detroit	T-23-23
9/29/85	N.Y. Giants	L, 10-16
11/10/85	Atlanta	W, 23-17
9/14/86	at Chicago	L, 10-13
11/30/86	at L.A. Raiders	W, 33-27
12/7/86	St. Louis Cardinals	T, 10-10
10/18/87	at Green Bay	L, 10-16
11/29/87	at New England	W, 34-31
12/6/87	at N.Y. Giants	L, 20-23
11/20/88	at N.Y. Giants	W, 23-17
12/9/90	at Miami	L, 20-23
12/13/92	at Seattle	W, 20-17
1/3/94	at San Francisco (MNF)	W, 37-34
10/8/95	Washington	W, 37-34
10/19/97	Arizona	W, 13-10
11/16/97	at Baltimore	T, 10-10
12/13/98	Arizona	L, 17-20
10/31/99	N.Y. Giants	L, 17-23
11/28/99	at Washington	L, 17-20
11/5/00	Dallas	W, 16-13
11/12/00	at Pittsburgh	W, 26-23
9/9/01	St. Louis Rams	L, 17-20
12/28/02	at N.Y. Giants	L, 7-10
12/21/03	San Francisco	L, 28-31
1/11/04	Green Bay (NFCD)	W, 20-17
10/24/04	at Cleveland	W, 34-31
12/11/05	N.Y. Giants	L, 23-26
9/17/06	N.Y. Giants	L, 24-30
11/16/08	at Cincinnati	T, 13-13
10/14/12	Detroit	L, 23-26
11/8/15	at Dallas	W, 33-27
10/30/16	at Dallas	L, 23-29
9/30/18	at Tennessee	L, 23-26
12/9/18	at Dallas	L, 23-29
12/9/19	N.Y. Giants (MNF)	W, 23-17
9/27/20	Cincinnati	T, 23-23

OVERTIME RECORD: 14-20-5

(MNF) - Monday Night Football  
(NFCD) - NFC Divisional Playoff game

RECORD BY HEAD COACH

Head Coach	Record	Playoffs
Lud Wray (1933-35)	9-21-1	0-0
Bert Bell (1936-40)	10-44-2	0-0
Greasy Neale (1941-50)	61-40-4	3-1
Walt Kiesling (a) (1943)	---	---
Bo McMillin (b) (1951)	2-0-0	0-0
Wayne Millner (c) (1951)	2-8-0	0-0
Jim Trimble (1952-55)	25-20-3	0-0
Hugh Devore (1956-57)	7-16-1	0-0
Buck Shaw (1958-60)	20-16-1	1-0
Nick Skorich (d) (1961-63)	15-24-3	0-0
Joe Kuharich (d) (1964-68)	28-41-1	0-0
Jerry Williams (1969-71)	7-22-2	0-0
Ed Khayat (e) (1971-72)	8-15-2	0-0
Mike McCormack (1973-75)	16-25-1	0-0
Dick Vermeil (1976-82)	57-51-0	3-4
Marion Campbell (1983-85)	17-29-1	0-0
Fred Bruney (f) (1985)	1-0-0	0-0
Buddy Ryan (1986-90)	43-38-1	0-3
Rich Kotite (1991-94)	37-29-0	1-1
Ray Rhodes (1995-98)	30-36-1	1-2
Andy Reid (1999-2012)	140-102-1	10-9
Chip Kelly (2013-15)	26-22-0	0-1
Pat Shurmur (g) (2015)	1-0	0-0
Doug Pederson (2016-20)	46-39-1	4-2
<b>Nick Sirianni (2021-)</b>	<b>25-13</b>	<b>2-2</b>

\* Record includes playoff games

(a) Neale and Kiesling co-coached the Steagles in 1943 (5-4-1 record is not reflected in Neale's totals)

(b) Retired due to illness after second game in 1951

(c) Succeeded McMillin for last 10 games in 1951

(d) Record includes one loss in Playoff Bowl

(e) Succeeded Williams after first three games in 1971

(f) Succeeded Campbell for last game in 1985

(g) Succeeded Kelly for last game in 2015

RECORD BY OWNERSHIP

Owner	Record	Playoffs
Bert Bell/Lud Wray (1933-40)	19-65-3	0-0
Alexis Thompson (1941-48)	48-37-5	2-1
James P. Clark (1949-63)	89-91-8	2-0
Jerry Wolman (1964-68)	28-41-1	0-0
Leonard Tose (1969-84)	99-133-6	3-4
Norman Braman (1985-94)	87-76-1	1-4
<b>Jeffrey Lurie (1995-)</b>	<b>268-211-3</b>	<b>17-16</b>

\* Record includes playoff games

THANKSGIVING DAY GAMES

Date	Opponent	Result
11/23/39	Pittsburgh	W, 17-14
11/28/40	Pittsburgh	W, 7-0
11/28/68	at Detroit	W, 12-0
11/23/89	at Dallas	W, 27-0
11/27/08	Arizona	W, 48-20
11/27/14	at Dallas	W, 33-10
11/26/15	at Detroit	L, 14-45

INTERNATIONAL GAMES

Date	Opponent	Result	Location
8/5/78	vs. New Orleans	L, 7-14	Mexico City (Estadio Olimpico)
8/6/89	vs. Cleveland	W, 17-13	London, England (Wembley Stadium)
7/28/91	vs. Buffalo	L, 13-17	London, England (Wembley Stadium)
8/1/93	vs. New Orleans	L, 16-28	Tokyo, Japan (Tokyo Dome)
10/28/18	vs. Jacksonville	W, 24-18	London, England (Wembley Stadium)



2022				
Record: 14-3 (1st in NFC East)				
HC: Nick Sirianni				

Date	W/L	Score	Opponent	Att.
S-11	W	38-35	at Detroit	64,537
S-19	W	24-7	Minnesota	69,879
S-25	W	24-8	at Washington	64,426
O-02	W	29-21	Jacksonville	69,879
O-09	W	20-17	at Arizona	63,919
O-16	W	26-17	Dallas	69,879
O-30	W	35-13	Pittsburgh	69,879
N-03	W	29-17	at Houston	68,831
N-14	L	21-32	Washington	69,879
N-20	W	17-16	at Indianapolis	66,241
N-27	W	40-33	Green Bay	69,879
D-04	W	35-10	Tennessee	69,879
D-11	W	48-22	at NY Giants	81,506
D-18	W	25-20	at Chicago	48,423
D-24	L	34-40	at Dallas	93,754
J-01	L	10-20	New Orleans	69,796
J-08	W	22-16	NY Giants	69,879

NFC DIVISIONAL				
J-21	W	38-7	NY Giants	69,879

NFC CHAMPIONSHIP				
J-29	W	31-7	San Francisco	69,879

SUPER BOWL LVII (PHOENIX, AZ)				
F-12	L	35-38	vs. Kansas City	67,827

2021				
Record: 9-8 (2nd in NFC East)				
HC: Nick Sirianni				

Date	W/L	Score	Opponent	Att.
S-12	W	32-6	at Atlanta	68,633
S-19	L	11-17	San Francisco	69,796
S-27	L	21-41	at Dallas	93,267
O-03	L	30-42	Kansas City	69,796
O-10	W	21-18	at Carolina	72,545
O-14	L	22-28	Tampa Bay	69,796
O-24	L	22-33	at Las Vegas	62,000
O-31	W	44-6	at Detroit	47,192
N-07	L	24-27	LA Chargers	69,796
N-14	W	30-13	at Denver	76,766
N-21	W	40-29	New Orleans	69,796
N-28	L	7-13	at NY Giants	73,969
D-05	W	33-18	at NY Jets	73,311
D-21	W	27-17	Washington	69,796
D-26	W	34-10	NY Giants	69,796
J-02	W	20-16	at Washington	51,563
J-08	L	26-51	Dallas	69,796

NFC WILD CARD				
J-16	L	15-31	at Tampa Bay	65,077

2020				
Record: 4-11-1 (4th in NFC East)				
HC: Doug Pederson				

Date	W/L	Score	Opponent	Att.
S-13	L	17-27	at Washington	---
S-20	L	19-37	LA Rams	---
S-27	T	23-23	Cincinnati	---
O-04	W	25-20	at San Francisco	---
O-11	L	29-38	at Pittsburgh	4,708
O-18	L	28-30	Baltimore	---
O-22	W	22-21	NY Giants	---
N-01	W	23-9	Dallas	---
N-15	L	17-27	at NY Giants	---
N-22	L	17-22	at Cleveland	11,133
N-30	L	17-23	Seattle	---
D-06	L	16-30	at Green Bay	---
D-13	W	24-21	New Orleans	---
D-20	L	26-33	at Arizona	---
D-27	L	17-37	at Dallas	30,131
J-03	L	14-20	Washington	---

2019				
Record: 9-7 (1st in NFC East)				
HC: Doug Pederson				

Date	W/L	Score	Opponent	Att.
S-08	W	32-27	Washington	69,696
S-15	L	20-24	at Atlanta	72,443
S-22	L	24-27	Detroit	69,796
S-26	W	34-27	at Green Bay	77,509
O-06	W	31-6	NY Jets	69,796
O-13	L	20-38	at Minnesota	66,837
O-20	L	10-37	at Dallas	91,213
O-27	W	31-13	at Buffalo	69,435
N-03	W	22-14	Chicago	69,796
N-17	L	10-17	New England	69,796
N-24	L	9-17	Seattle	69,796
D-01	L	31-37	at Miami	65,545
D-09	W	23-17	NY Giants (OT)	69,796
D-15	W	37-27	at Washington	63,246
D-22	W	17-9	Dallas	69,796
D-29	W	34-17	at NY Giants	75,029

NFC WILD CARD				
J-05	L	9-17	Seattle	69,796

2018				
Record: 9-7 (2nd in NFC East)				
HC: Doug Pederson				

Date	W/L	Score	Opponent	Att.
S-06	W	18-12	Atlanta	69,696
S-16	L	21-27	at Tampa Bay	56,552
S-23	W	20-16	Indianapolis	69,696
S-30	L	23-26	at Tennessee (OT)	69,013
O-07	L	21-23	Minnesota	69,696
O-11	W	34-13	at NY Giants	77,167
O-21	L	17-21	Carolina	69,696
O-28	W	24-18	at Jacksonville	85,870
N-11	L	20-27	Dallas	69,696
N-18	L	48-7	at New Orleans	73,042
N-25	W	25-22	NY Giants	69,696
D-03	W	28-13	Washington	69,696
D-09	L	23-29	at Dallas (OT)	93,127
D-16	W	30-23	at LA Rams	74,210
D-23	W	32-30	Houston	69,696
D-30	W	24-0	at Washington	63,188

NFC WILD CARD				
J-06	W	16-15	at Chicago	62,462

NFC DIVISIONAL PLAYOFF				
J-13	L	14-20	at New Orleans	73,027

2017				
Record: 13-3 (1st in NFC East)				
HC: Doug Pederson				

Date	W/L	Score	Opponent	Att.
S-10	W	30-17	at Washington	78,685
S-17	L	20-27	at Kansas City	74,971
S-24	W	27-24	NY Giants	69,596
O-01	W	26-24	at LA Chargers	25,374
O-08	W	34-7	Arizona	69,596
O-12	W	28-23	at Carolina	74,373
O-23	W	34-24	Washington	69,596
O-29	W	33-10	San Francisco	69,596
N-05	W	51-23	Denver	69,596
N-19	W	37-9	at Dallas	93,247
N-26	W	31-3	Chicago	69,596
D-03	L	10-24	at Seattle	69,075
D-10	W	43-35	at LA Rams	67,752
D-17	W	34-29	at NY Giants	76,896
D-25	W	19-10	Oakland	69,596
D-31	L	0-6	Dallas	69,596

NFC DIVISIONAL PLAYOFF				
J-13	W	15-10	Atlanta	69,596

NFC CHAMPIONSHIP				
J-21	W	38-7	Minnesota	69,596

SUPER BOWL LII (Minneapolis, MN)				
F-04	W	41-33	at New England	67,612





2016				
<b>Record: 7-9 (4th in NFC East)</b>				
<b>HC: Doug Pederson</b>				

Date	W/L	Score	Opponent	Att.
S-11	W	29-10	Cleveland	69,596
S-19	W	29-14	at Chicago	62,268
S-25	W	34-3	Pittsburgh	69,596
O-09	L	23-24	at Detroit	58,047
O-16	L	20-27	at Washington	78,934
O-23	W	21-10	Minnesota	69,596
O-30	L	23-29	at Dallas (OT)	93,103
N-06	L	23-28	at NY Giants	80,309
N-13	W	24-15	Atlanta	69,596
N-20	L	15-26	at Seattle	69,190
N-28	L	13-27	Green Bay	69,596
D-04	L	14-32	at Cincinnati	55,456
D-11	L	22-27	Washington	69,596
D-18	L	26-27	at Baltimore	71,223
D-22	W	24-19	NY Giants	69,596
J-01	W	27-13	Dallas	69,596

2015				
<b>Record: 7-9 (2nd in NFC East)</b>				
<b>HC: Chip Kelly (15), Pat Shurmur (1)</b>				

Date	W/L	Score	Opponent	Att.
S-14	L	24-26	at Atlanta	70,516
S-20	L	10-20	Dallas	69,596
S-27	W	24-17	at NY Jets	78,160
O-04	L	20-23	at Washington	74,767
O-11	W	39-17	New Orleans	69,596
O-19	W	27-7	NY Giants	69,596
O-25	L	16-27	at Carolina	74,194
N-08	W	33-27	at Dallas (OT)	91,827
N-15	L	19-20	Miami	69,596
N-22	L	17-45	Tampa Bay	69,596
N-26	L	14-45	at Detroit	64,445
D-06	W	35-28	at New England	66,829
D-13	W	23-20	Buffalo	69,596
D-20	L	17-40	Arizona	69,596
D-26	L	24-38	Washington	69,596
J-03	W	35-30	at NY Giants	78,023

2014				
<b>Record: 10-6 (2nd in NFC East)</b>				
<b>HC: Chip Kelly</b>				

Date	W/L	Score	Opponent	Att.
S-07	W	34-17	Jacksonville	69,596
S-15	W	30-27	at Indianapolis	64,871
S-21	W	37-34	Washington	69,596
S-28	L	21-26	at San Francisco	70,799
O-05	W	34-28	St. Louis	69,596
O-12	W	27-0	NY Giants	69,596
O-26	L	20-24	at Arizona	61,789
N-02	W	31-21	at Houston	71,780
N-10	W	45-21	Carolina	69,596
N-16	L	20-53	at Green Bay	78,270
N-23	W	43-24	Tennessee	69,596
N-27	W	33-10	at Dallas	91,379
D-07	L	14-24	Seattle	69,596
D-14	L	27-38	Dallas	69,596
D-20	L	24-27	at Washington	78,897
D-28	W	34-26	at NY Giants	79,150

2013				
<b>Record: 10-6 (1st in NFC East)</b>				
<b>HC: Chip Kelly</b>				

Date	W/L	Score	Opponent	Att.
S-09	W	33-27	at Washington	82,743
S-15	L	30-33	San Diego	69,144
S-19	L	16-26	Kansas City	69,144
S-29	L	20-52	at Denver	77,002
O-06	W	36-21	at NY Giants	80,738
O-13	W	31-20	at Tampa Bay	62,505
O-20	L	3-17	Dallas	69,144
O-27	L	7-15	NY Giants	69,144
N-03	W	49-20	at Oakland	51,751
N-10	W	27-13	at Green Bay	78,011
N-17	W	24-16	Washington	69,144
D-01	W	24-21	Arizona	69,144
D-08	W	34-20	Detroit	69,144
D-15	L	30-48	at Minnesota	64,087
D-22	W	54-11	Chicago	69,144
D-29	W	24-22	at Dallas	91,166

**NFC WILD CARD**

J-04	L	24-26	New Orleans	69,144
------	---	-------	-------------	--------

2012				
<b>Record: 4-12 (4th in NFC East)</b>				
<b>HC: Andy Reid</b>				

Date	W/L	Score	Opponent	Att.
S-09	W	17-16	at Cleveland	68,693
S-16	W	24-23	Baltimore	69,144
S-23	L	6-27	at Arizona	60,436
S-30	W	19-17	NY Giants	69,144
O-07	L	14-16	at Pittsburgh	64,737
O-14	L	23-26	Detroit (OT)	69,144
O-28	L	17-30	Atlanta	69,144
N-05	L	13-28	at New Orleans	73,099
N-11	L	23-38	Dallas	69,144
N-18	L	6-31	at Washington	79,327
N-26	L	22-30	Carolina	69,144
D-02	L	33-38	at Dallas	81,851
D-09	W	23-21	at Tampa Bay	69,941
D-13	L	13-34	Cincinnati	69,144
D-23	L	20-27	Washington	69,144
D-30	L	7-42	at NY Giants	80,657

2011				
<b>Record: 8-8 (2nd in NFC East)</b>				
<b>HC: Andy Reid</b>				

Date	W/L	Score	Opponent	Att.
S-11	W	31-13	at St. Louis	56,722
S-18	L	31-35	at Atlanta	69,608
S-25	L	16-29	NY Giants	69,144
O-02	L	23-24	San Francisco	69,144
O-09	L	24-31	at Buffalo	69,803
O-16	W	20-13	at Washington	80,447
O-30	W	34-7	Dallas	69,144
N-07	L	24-30	Chicago	69,144
N-13	L	17-21	Arizona	69,144
N-20	W	17-10	at NY Giants	79,743
N-27	L	20-38	New England	69,144
D-01	L	14-31	at Seattle	67,039
D-11	W	26-10	at Miami	67,823
D-18	W	45-19	NY Jets	69,144
D-24	W	20-7	at Dallas	84,834
J-01	W	34-10	Washington	69,144



2010				
<b>Record: 10-6 (1st in NFC East)</b>				
<b>HC: Andy Reid</b>				

Date	W/L	Score	Opponent	Att.
S-12	L	20-27	Green Bay	69,144
S-19	W	35-32	at Detroit	56,688
S-26	W	28-3	at Jacksonville	63,256
O-03	L	12-17	Washington	69,144
O-10	W	27-24	at San Francisco	69,732
O-17	W	31-17	Atlanta	69,144
O-24	L	19-37	at Tennessee	69,143
N-07	W	26-24	Indianapolis	69,144
N-15	W	59-28	at Washington	84,912
N-21	W	27-17	NY Giants	69,144
N-28	L	26-31	at Chicago	62,147
D-02	W	34-24	Houston	69,144
D-12	W	30-27	at Dallas	85,673
D-19	W	38-31	at NY Giants	81,223
D-28	L	14-24	Minnesota	69,144
J-02	L	13-14	Dallas	69,144
<b>NFC WILD CARD</b>				
J-09	L	16-21	Green Bay	69,144

2009				
<b>Record: 11-5 (2nd in NFC East)</b>				
<b>HC: Andy Reid</b>				

Date	W/L	Score	Opponent	Att.
S-13	W	38-10	at Carolina	73,599
S-20	L	22-48	New Orleans	69,144
S-27	W	34-14	Kansas City	69,144
O-11	W	33-14	Tampa Bay	69,144
O-18	L	9-13	at Oakland	49,642
O-26	W	27-17	at Washington	88,241
N-01	W	40-17	NY Giants	69,144
N-08	L	16-20	Dallas	69,144
N-15	L	23-31	at San Diego	68,879
N-22	W	24-20	at Chicago	62,421
N-29	W	27-24	Washington	69,144
D-06	W	34-7	at Atlanta	69,650
D-13	W	45-38	at NY Giants	78,780
D-20	W	27-13	San Francisco	69,144
D-27	W	30-27	Denver	69,144
J-03	L	0-24	at Dallas	100,621
<b>NFC WILD CARD</b>				
J-09	L	14-34	at Dallas	92,951

2008				
<b>Record: 9-6-1 (2nd in NFC East)</b>				
<b>HC: Andy Reid</b>				

Date	W/L	Score	Opponent	Att.
S-07	W	38-3	St. Louis	69,144
S-15	L	37-41	at Dallas	63,472
S-21	W	15-6	Pittsburgh	69,144
S-28	L	20-24	at Chicago	62,099
O-05	L	17-23	Washington	69,144
O-12	W	40-26	at San Francisco	67,640
O-26	W	27-14	Atlanta	69,144
N-02	W	26-7	at Seattle	68,055
N-09	L	31-36	NY Giants	69,144
N-16	T	13-13	at Cincinnati (OT)	64,633
N-23	L	7-36	at Baltimore	71,379
N-27	W	48-20	Arizona	64,144
D-07	W	20-14	at NY Giants	79,003
D-15	W	30-10	Cleveland	69,144
D-21	L	3-10	at Washington	82,412
D-28	W	44-6	Dallas	69,144
<b>NFC WILD CARD</b>				
J-04	W	26-14	at Minnesota	61,746
<b>NFC DIVISIONAL PLAYOFF</b>				
J-11	W	23-11	at NY Giants	79,193
<b>NFC CHAMPIONSHIP</b>				
J-18	L	25-32	at Arizona	70,650

2007				
<b>Record: 8-8 (4th in NFC East)</b>				
<b>HC: Andy Reid</b>				

Date	W/L	Score	Opponent	Att.
S-09	L	13-16	at Green Bay	70,598
S-17	L	12-20	Washington	67,726
S-23	W	56-21	Detroit	67,570
S-30	L	3-16	at NY Giants	78,862
O-14	W	16-9	at NY Jets	77,189
O-21	L	16-19	Chicago	67,806
O-28	W	23-16	at Minnesota	63,019
N-04	L	17-38	Dallas	67,688
N-11	W	33-25	at Washington	90,218
N-18	W	17-7	Miami	68,934
N-25	L	28-31	at New England	68,756
D-02	L	24-28	Seattle	68,445
D-09	L	13-16	NY Giants	68,594
D-16	W	10-6	at Dallas	63,777
D-23	W	38-23	at New Orleans	70,011
D-30	W	17-9	Buffalo	68,594

2006				
<b>Record: 10-6 (1st in NFC East)</b>				
<b>HC: Andy Reid</b>				

Date	W/L	Score	Opponent	Att.
S-10	W	24-10	at Houston	70,180
S-17	L	24-30	NY Giants (OT)	69,241
S-24	W	38-24	at San Francisco	68,166
O-02	W	31-9	Green Bay	69,222
O-08	W	38-24	Dallas	69,268
O-15	L	24-27	at New Orleans	68,269
O-22	L	21-23	at Tampa Bay	65,808
O-29	L	6-13	Jacksonville	69,249
N-12	W	27-3	Washington	69,143
N-19	L	13-31	Tennessee	69,232
N-26	L	21-45	at Indianapolis	57,296
D-04	W	27-24	Carolina	69,098
D-10	W	21-19	at Washington	84,164
D-17	W	36-22	at NY Giants	78,657
D-25	W	23-7	at Dallas	62,839
D-31	W	24-17	Atlanta	69,341
<b>NFC WILD CARD</b>				
J-07	W	23-20	NY Giants	69,094
<b>NFC DIVISIONAL PLAYOFF</b>				
J-13	L	24-27	at New Orleans	70,001

2005				
<b>Record: 6-10 (4th in NFC East)</b>				
<b>HC: Andy Reid</b>				

Date	W/L	Score	Opponent	Att.
S-12	L	10-14	at Atlanta	70,806
S-18	W	42-3	San Francisco	67,727
S-25	W	23-20	Oakland	67,735
O-02	W	37-31	at Kansas City	78,742
O-09	L	10-33	at Dallas	63,199
O-23	W	20-17	San Diego	67,747
O-30	L	21-49	at Denver	76,530
N-06	L	10-17	at Washington	90,298
N-14	L	20-21	Dallas	67,739
N-20	L	17-27	at NY Giants	78,626
N-27	W	19-14	Green Bay	67,665
D-05	L	0-42	Seattle	67,637
D-11	L	23-26	NY Giants (OT)	67,443
D-18	W	17-16	at St. Louis	65,382
D-24	L	21-27	at Arizona	44,723
J-01	L	20-31	Washington	67,700



2004				
Record: 13-3 (1st in NFC East)				
HC: Andy Reid				

Date	W/L	Score	Opponent	Att.
S-12	W	31-17	NY Giants	67,532
S-20	W	27-16	Minnesota	67,676
S-26	W	30-13	at Detroit	62,472
O-03	W	19-9	at Chicago	61,894
O-17	W	30-8	Carolina	67,707
O-24	W	34-31	at Cleveland (OT)	73,394
O-31	W	15-10	Baltimore	67,715
N-07	L	3-27	at Pittsburgh	64,975
N-15	W	49-21	at Dallas	64,190
N-21	W	28-6	Washington	67,720
N-28	W	27-6	at NY Giants	78,830
D-05	W	47-17	Green Bay	67,723
D-12	W	17-14	at Washington	90,089
D-19	W	12-7	Dallas	67,723
D-27	L	7-20	at St. Louis	66,129
J-02	L	10-38	Cincinnati	67,074
<b>NFC DIVISIONAL PLAYOFF</b>				
J-16	W	27-14	Minnesota	67,722
<b>NFC CHAMPIONSHIP</b>				
J-23	W	27-10	Atlanta	67,717
<b>SUPER BOWL XXXIX (Jacksonville, FL)</b>				
F-06	L	21-24	New England	78,125

2003				
Record: 12-4 (1st in NFC East)				
HC: Andy Reid				

Date	W/L	Score	Opponent	Att.
S-08	L	0-17	Tampa Bay	67,772
S-14	L	10-31	New England	67,624
S-28	W	23-13	at Buffalo	73,305
O-05	W	27-25	Washington	67,792
O-12	L	21-23	at Dallas	63,648
O-19	W	14-10	at NY Giants	78,883
O-26	W	24-17	NY Jets	67,853
N-02	W	23-16	at Atlanta	70,064
N-10	W	17-14	at Green Bay	70,291
N-16	W	28-10	NY Giants	67,867
N-23	W	33-20	New Orleans	67,802
N-30	W	25-16	at Carolina	72,977
D-07	W	36-10	Dallas	69,773
D-15	W	34-27	at Miami	73,780
D-21	L	28-31	San Fran. (OT)	67,866
D-27	W	31-7	at Washington	76,766
<b>NFC DIVISIONAL PLAYOFF</b>				
J-11	W	20-17	Green Bay (OT)	67,707
<b>NFC CHAMPIONSHIP</b>				
J-18	L	3-14	Carolina	67,862

2002				
Record: 12-4 (1st in NFC East)				
HC: Andy Reid				

Date	W/L	Score	Opponent	Att.
S-08	L	24-27	at Tennessee	68,804
S-16	W	37-7	at Washington	84,982
S-22	W	44-13	Dallas	65,537
S-29	W	35-17	Houston	64,867
O-06	L	25-28	at Jacksonville	65,005
O-20	W	20-10	Tampa Bay	65,523
O-28	W	17-3	NY Giants	65,791
N-03	W	19-13	at Chicago	54,049
			(Champaign, IL)	
N-10	L	13-35	Indianapolis	65,660
N-17	W	38-14	Arizona	64,990
N-25	W	38-17	at San Francisco	67,919
D-01	W	10-3	St. Louis	65,552
D-08	W	27-20	at Seattle	59,862
D-15	W	34-21	Washington	65,615
D-21	W	27-3	at Dallas	63,209
D-28	L	7-10	at NY Giants (OT)	78,782
<b>NFC DIVISIONAL PLAYOFF</b>				
J-11	W	20-6	Atlanta	66,452
<b>NFC CHAMPIONSHIP</b>				
J-19	L	10-27	Tampa Bay	66,713

2001				
Record: 11-5 (1st in NFC East)				
HC: Andy Reid				

Date	W/L	Score	Opponent	Att.
S-09	L	17-20	St. Louis (OT)	66,243
S-23	W	27-3	at Seattle	62,826
S-30	W	40-18	Dallas	66,621
O-07	L	20-21	Arizona	66,360
O-22	W	10-9	at NY Giants	78,821
O-28	L	10-20	Oakland	65,342
N-04	W	21-7	at Arizona	33,430
N-11	W	48-17	Minnesota	65,638
N-18	W	36-3	at Dallas	63,204
N-25	L	3-13	Washington	65,666
N-29	W	23-10	at Kansas City	77,087
D-09	W	24-14	San Diego	65,438
D-16	W	20-6	at Washington	84,936
D-22	L	3-13	at San Francisco	68,124
D-30	W	24-21	NY Giants	65,885
J-06	W	17-13	at Tampa Bay	65,541
<b>NFC WILD CARD</b>				
J-12	W	31-9	Tampa Bay	65,847
<b>NFC DIVISIONAL PLAYOFF</b>				
J-19	W	33-19	at Chicago	66,944
<b>NFC CHAMPIONSHIP</b>				
J-27	L	24-29	at St. Louis	66,502

2000				
Record: 11-5 (2nd in NFC East)				
HC: Andy Reid				

Date	W/L	Score	Opponent	Att.
S-03	W	41-14	at Dallas	62,872
S-10	L	18-33	NY Giants	65,530
S-17	L	3-6	at Green Bay	59,869
S-24	W	21-7	at New Orleans	64,900
O-01	W	38-10	Atlanta	65,424
O-08	L	14-17	Washington	65,491
O-15	W	33-14	at Arizona	38,293
O-22	W	13-9	Chicago	65,553
O-29	L	7-24	at NY Giants	78,087
N-05	W	16-13	Dallas (OT)	65,636
N-12	W	26-23	at Pittsburgh (OT)	56,702
N-19	W	34-9	Arizona	65,356
N-26	W	23-20	at Washington	83,284
D-03	L	13-15	Tennessee	65,639
D-10	W	35-24	at Cleveland	72,318
D-24	W	16-7	Cincinnati	64,902
<b>NFC WILD CARD</b>				
D-31	W	21-3	Tampa Bay	65,813
<b>NFC DIVISIONAL PLAYOFF</b>				
J-07	L	10-20	at NY Giants	78,765

1999				
Record: 5-11 (5th in NFC East)				
HC: Andy Reid				

Date	W/L	Score	Opponent	Att.
S-12	L	24-25	Arizona	64,113
S-19	L	5-19	Tampa Bay	64,285
S-26	L	0-26	at Buffalo	70,872
O-03	L	15-16	at NY Giants	77,959
O-10	W	13-10	Dallas	66,669
O-17	W	20-16	at Chicago	66,944
O-24	L	13-16	at Miami	73,975
O-31	L	17-23	NY Giants (OT)	66,481
N-07	L	7-33	at Carolina	62,569
N-14	W	35-28	Washington	66,591
N-21	L	17-44	Indianapolis	65,521
N-28	L	17-20	at Wash. (OT)	74,741
D-05	L	17-21	at Arizona	46,550
D-12	L	10-20	at Dallas	64,086
D-19	W	24-9	New England	65,475
J-02	W	38-31	St. Louis	60,700



1998				
<b>Record: 3-13 (5th in NFC East)</b>				
<b>HC: Ray Rhodes</b>				

Date	W/L	Score	Opponent	Att.
S-06	L	0-38	Seattle	66,418
S-13	L	12-17	at Atlanta	46,456
S-20	L	3-17	at Arizona	36,717
S-27	L	21-24	Kansas City	66,675
O-04	L	16-41	at Denver	73,218
O-11	W	17-12	Washington	66,183
O-18	L	10-13	at San Diego	56,967
N-02	L	0-34	Dallas	67,002
N-08	W	10-9	Detroit	66,785
N-15	L	3-28	at Washington	67,704
N-22	L	0-20	at NY Giants	65,763
N-29	L	16-24	at Green Bay	59,862
D-03	W	17-14	St. Louis	66,155
D-13	L	17-20	Arizona (OT)	62,176
D-20	L	9-13	at Dallas	62,722
D-27	L	10-20	NY Giants	66,596

1997				
<b>Record: 6-9-1 (3rd in NFC East)</b>				
<b>HC: Ray Rhodes</b>				

Date	W/L	Score	Opponent	Att.
A-31	L	17-31	at NY Giants	70,296
S-07	W	10-9	Green Bay	66,803
S-15	L	20-21	at Dallas	63,942
S-28	L	19-28	at Minnesota	55,149
O-05	W	24-10	Washington	67,008
O-12	L	21-38	at Jacksonville	69,150
O-19	W	13-10	Arizona (OT)	66,860
O-26	W	13-12	Dallas	67,106
N-02	L	21-31	at Arizona	39,549
N-10	L	12-24	San Francisco	67,133
N-16	T	10-10	at Baltimore (OT)	63,546
N-23	W	23-20	Pittsburgh	67,166
N-30	W	44-42	Cincinnati	66,623
D-07	L	21-31	NY Giants	67,084
D-14	L	17-20	at Atlanta	42,866
D-21	L	32-35	at Washington	75,939

1996				
<b>Record: 10-6 (2nd in NFC East)</b>				
<b>HC: Ray Rhodes</b>				

Date	W/L	Score	Opponent	Att.
S-01	W	17-14	at Washington	53,415
S-09	L	13-39	at Green Bay	60,666
S-15	W	24-17	Detroit	66,007
S-22	W	33-18	at Atlanta	40,107
S-30	L	19-23	Dallas	67,201
O-13	W	19-10	at NY Giants	72,729
O-20	W	35-28	Miami	66,240
O-27	W	20-9	Carolina	65,982
N-03	W	31-21	at Dallas	64,952
N-10	L	17-24	Buffalo	66,613
N-17	L	21-26	Washington	66,834
N-24	L	30-36	at Arizona	36,175
D-01	W	24-0	NY Giants	51,468
D-05	L	10-37	at Indianapolis	52,689
D-14	W	21-20	at NY Jets	29,178
D-22	W	29-19	Arizona	63,658

**NFC WILD CARD**  
D-29 L 0-14 at San Francisco 56,460

1995				
<b>Record: 10-6 (2nd in NFC East)</b>				
<b>HC: Ray Rhodes</b>				

Date	W/L	Score	Opponent	Att.
S-03	L	6-21	Tampa Bay	66,266
S-10	W	31-19	at Arizona	45,004
S-17	L	21-27	San Diego	63,081
S-24	L	17-48	at Oakland	48,875
O-01	W	15-10	at New Orleans	43,938
O-08	W	37-34	Washington (OT)	65,498
O-15	W	17-14	at NY Giants	74,252
O-29	W	20-9	St. Louis	62,172
N-06	L	12-34	at Dallas	64,876
N-12	W	31-13	Denver	60,842
N-19	W	28-19	NY Giants	63,562
N-26	W	14-7	at Washington	50,539
D-03	L	14-26	at Seattle	39,893
D-10	W	20-17	Dallas	66,198
D-17	W	21-20	Arizona	62,076
D-24	L	14-20	at Chicago	52,391

**NFC WILD CARD**  
D-30 W 58-37 Detroit 66,492

**NFC DIVISIONAL PLAYOFF**  
J-07 L 11-30 at Dallas 64,371

1994				
<b>Record: 7-9 (4th in NFC East)</b>				
<b>HC: Rich Kotite</b>				

Date	W/L	Score	Opponent	Att.
S-04	L	23-28	at NY Giants	76,130
S-12	W	30-22	Chicago	64,890
S-18	W	13-7	Green Bay	63,922
O-02	W	40-8	at San Francisco	64,843
O-09	W	21-17	Washington	63,947
O-16	L	13-24	at Dallas	64,703
O-24	W	21-6	Houston	65,233
O-30	W	31-29	at Washington	53,530
N-06	W	17-7	Arizona	64,952
N-13	L	7-26	Cleveland	65,233
N-20	L	6-12	at Arizona	62,779
N-27	L	21-28	at Atlanta	60,008
D-04	L	19-31	Dallas	65,974
D-11	L	3-14	at Pittsburgh	55,474
D-18	L	13-16	NY Giants	64,540
D-24	L	30-33	at Cincinnati	39,923

1993				
<b>Record: 8-8 (3rd in NFC East)</b>				
<b>HC: Rich Kotite</b>				

Date	W/L	Score	Opponent	Att.
S-05	W	23-17	Phoenix	59,831
S-12	W	20-17	at Green Bay	59,061
S-19	W	34-31	Washington	65,435
O-03	W	35-30	at NY Jets	72,593
O-10	L	6-17	Chicago	63,601
O-17	L	10-21	at NY Giants	76,050
O-31	L	10-23	Dallas	61,912
N-07	L	3-16	at Phoenix	46,663
N-14	L	14-19	Miami	64,213
N-21	L	3-7	NY Giants	62,928
N-28	W	17-14	at Washington	46,663
D-06	L	17-23	at Dallas	64,521
D-12	L	7-10	Buffalo	60,769
D-19	W	20-10	at Indianapolis	44,952
D-26	W	37-26	New Orleans	50,085
J-03	W	37-34	at San Fran. (OT)	61,653





1992				
<b>Record: 11-5 (2nd in NFC East)</b>				
<b>HC: Rich Kotite</b>				

Date	W/L	Score	Opponent	Att.
S-06	W	15-13	New Orleans	65,513
S-13	W	31-14	at Phoenix	42,533
S-20	W	30-0	Denver	65,833
O-05	W	31-7	Dallas	66,572
O-11	L	17-24	at Kansas City	76,626
O-18	L	12-16	at Washington	56,380
O-25	W	7-3	Phoenix	64,676
N-01	L	10-20	at Dallas	65,012
N-08	W	31-10	L.A. Raiders	65,388
N-15	L	24-27	at Green Bay (Milwaukee, WI)	52,689
N-22	W	47-34	at NY Giants	68,153
N-29	L	14-20	at San Francisco	64,374
D-06	W	28-17	Minnesota	65,280
D-13	W	20-17	at Seattle (OT)	47,492
D-20	W	17-13	Washington	65,841
D-27	W	20-10	NY Giants	64,266
<b>NFC WILD CARD</b>				
J-03	W	36-20	at New Orleans	68,893
<b>NFC DIVISIONAL PLAYOFF</b>				
J-10	L	10-34	at Dallas	63,721

1991				
<b>Record: 10-6 (3rd in NFC East)</b>				
<b>HC: Rich Kotite</b>				

Date	W/L	Score	Opponent	Att.
S-01	W	20-3	at Green Bay	58,991
S-08	L	10-26	Phoenix	63,818
S-15	W	24-0	at Dallas	62,656
S-22	W	23-14	Pittsburgh	65,511
S-30	L	0-23	at Washington	55,198
O-06	L	13-14	at Tampa Bay	41,219
O-13	L	6-13	New Orleans	64,224
O-27	L	7-23	San Francisco	65,796
N-04	W	30-7	NY Giants	65,816
N-10	W	32-30	at Cleveland	72,086
N-17	W	17-10	Cincinnati	63,189
N-24	W	34-14	at Phoenix	37,307
D-02	W	13-6	at Houston	62,141
D-08	W	19-14	at NY Giants	76,099
D-15	L	13-25	Dallas	65,854
D-22	W	24-22	Washington	58,988

1990				
<b>Record: 10-6 (2nd in NFC East)</b>				
<b>HC: Buddy Ryan</b>				

Date	W/L	Score	Opponent	Att.
S-09	L	20-27	at NY Giants	76,202
S-16	L	21-23	Phoenix	64,396
S-23	W	27-21	at LA Rams	63,644
S-30	L	23-24	Indianapolis	62,067
O-15	W	32-24	Minnesota	66,296
O-21	L	7-13	at Washington	53,567
O-28	W	21-20	at Dallas	62,605
N-04	W	48-20	New England	65,514
N-12	W	28-14	Washington	65,857
N-18	W	24-23	at Atlanta	53,755
N-25	W	31-13	NY Giants	66,706
D-02	L	23-30	at Buffalo	79,320
D-09	L	20-23	at Miami (OT)	67,034
D-16	W	31-0	Green Bay	65,627
D-23	W	17-3	Dallas	63,895
D-29	W	23-21	at Phoenix	31,796
<b>NFC WILD CARD</b>				
J-05	L	6-20	Washington	65,287

1989				
<b>Record: 11-5 (2nd in NFC East)</b>				
<b>HC: Buddy Ryan</b>				

Date	W/L	Score	Opponent	Att.
S-10	W	31-7	Seattle	64,287
S-17	W	42-37	at Washington	53,493
S-24	L	28-38	San Francisco	66,042
O-02	L	13-27	at Chicago	66,625
O-08	W	21-19	NY Giants	65,688
O-15	W	17-5	at Phoenix	42,620
O-22	W	10-7	LA Raiders	64,019
O-29	W	28-24	at Denver	75,065
N-05	L	17-20	at San Diego	47,019
N-12	L	3-10	Washington	65,443
N-19	W	10-9	Minnesota	65,944
N-23	W	27-0	at Dallas	54,444
D-03	W	24-17	at NY Giants	74,809
D-10	W	20-10	Dallas	59,842
D-18	L	20-30	at New Orleans	59,218
D-24	W	31-14	Phoenix	43,287
<b>NFC WILD CARD</b>				
D-31	L	7-21	LA Rams	57,869

1988				
<b>Record: 10-6 (1st in NFC East)</b>				
<b>HC: Buddy Ryan</b>				

Date	W/L	Score	Opponent	Att.
S-04	W	41-14	at Tampa Bay	43,502
S-11	L	24-28	Cincinnati	43,502
S-18	L	10-17	at Washington	53,920
S-25	L	21-23	at Minnesota	56,012
O-02	W	32-23	Houston	64,692
O-10	W	24-13	NY Giants	63,736
O-16	L	3-19	at Cleveland	78,787
O-23	W	24-23	Dallas	66,309
O-30	L	24-27	Atlanta	60,091
N-06	W	30-24	LA Rams	65,624
N-13	W	27-26	at Pittsburgh	46,026
N-20	W	23-17	at NY Giants (OT)	43,621
N-27	W	31-21	Phoenix	57,918
D-04	L	19-20	Washington	65,947
D-10	W	23-17	at Phoenix	54,832
D-18	W	23-7	at Dallas	46,131
<b>NFC DIVISIONAL PLAYOFF</b>				
D-31	L	12-20	at Chicago	65,534

1987				
<b>Record: 7-8 (4th in NFC East)</b>				
<b>HC: Buddy Ryan</b>				

Date	W/L	Score	Opponent	Att.
S-13	L	24-34	at Washington	52,188
S-20	W	27-17	New Orleans	57,485
O-04	L	3-35	Chicago	4,074
O-11	L	22-41	at Dallas	40,622
O-18	L	10-16	at Green Bay (OT)	35,842
O-25	W	37-20	Dallas	61,630
N-01	W	28-23	at St. Louis	24,586
N-08	W	31-27	Washington	63,609
N-15	L	17-20	NY Giants	66,172
N-22	L	19-31	St. Louis	55,592
N-29	W	34-31	at New Eng. (OT)	54,198
D-06	L	20-23	at NY Giants (OT)	65,874
D-13	L	10-28	Miami	63,841
D-20	W	38-27	at NY Jets	30,572
D-27	W	17-7	Buffalo	57,547

*Note: Sep. 27 game at San Francisco canceled due to the NFL players' strike ... Games from Oct. 4 - Oct. 18 were played with replacement players during the strike*



1986				
<b>Record: 5-10-1 (4th in NFC East)</b>				
<b>HC: Buddy Ryan</b>				

Date	W/L	Score	Opponent	Att.
S-07	L	14-41	at Washington	53,982
S-14	L	10-13	at Chicago (OT)	65,130
S-21	L	7-33	Denver	63,839
S-28	W	34-20	LA Rams	65,646
O-05	W	16-0	at Atlanta	57,104
O-12	L	3-35	at NY Giants	74,221
O-19	L	14-17	Dallas	68,572
O-26	W	23-7	San Diego	41,469
N-02	L	10-13	at St. Louis	33,051
N-09	L	14-17	NY Giants	60,601
N-16	L	11-13	Detroit	54,568
N-23	L	20-24	at Seattle	55,786
N-30	W	33-27	at LA Raiders (OT)	53,338
D-07	T	10-10	St. Louis (OT)	50,148
D-14	W	23-21	at Dallas	46,117
D-21	L	14-21	Washington	61,816

1985				
<b>Record: 7-9 (4th in NFC East)</b>				
<b>HC: M. Campbell (15), Fred Bruney (1)</b>				

Date	W/L	Score	Opponent	Att.
S-08	L	0-21	at NY Giants	76,141
S-15	L	6-17	LA Rams	60,920
S-22	W	19-6	at Washington	53,748
S-29	L	10-16	NY Giants (OT)	66,696
O-06	L	21-23	at New Orleans	56,364
O-13	W	30-7	St. Louis	48,186
O-20	W	16-14	Dallas	70,114
O-27	W	21-17	Buffalo	60,987
N-03	L	13-24	at San Francisco	58,383
N-10	W	23-17	Atlanta (OT)	63,691
N-17	W	24-14	at St. Louis	39,032
N-24	L	17-34	at Dallas	54,047
D-01	L	23-28	Minnesota	54,688
D-08	L	12-17	Washington	60,737
D-15	L	14-20	at San Diego	45,569
D-22	W	37-35	at Minnesota	49,722

1984				
<b>Record: 6-9-1 (5th in NFC East)</b>				
<b>HC: Marion Campbell</b>				

Date	W/L	Score	Opponent	Att.
S-02	L	27-28	at NY Giants	71,520
S-09	W	19-17	Minnesota	55,942
S-16	L	17-23	at Dallas	64,521
S-23	L	9-21	San Francisco	62,771
S-30	L	0-20	at Washington	53,064
O-07	W	27-17	at Buffalo	37,555
O-14	W	16-7	Indianapolis	50,277
O-21	W	24-10	NY Giants	64,677
O-28	L	14-34	St. Louis	54,310
N-04	T	23-23	at Detroit (OT)	59,141
N-11	L	23-24	at Miami	70,227
N-18	W	16-10	Washington	63,117
N-25	L	16-17	at St. Louis	39,858
D-02	L	10-26	Dallas	66,322
D-09	W	27-17	New England	41,581
D-16	L	10-26	at Atlanta	15,582

1983				
<b>Record: 5-11 (4th in NFC East)</b>				
<b>HC: Marion Campbell</b>				

Date	W/L	Score	Opponent	Att.
S-03	W	22-17	at San Francisco	55,775
S-11	L	13-23	Washington	69,542
S-18	W	13-10	at Denver	74,202
S-25	L	11-14	St. Louis	64,465
O-02	W	28-24	at Atlanta	50,621
O-09	W	17-13	at NY Giants	73,291
O-16	L	7-37	at Dallas	63,070
O-23	L	6-7	Chicago	45,263
O-30	L	21-22	Baltimore	59,150
N-06	L	20-27	Dallas	71,236
N-13	L	14-17	at Chicago	47,524
N-20	L	0-23	NY Giants	57,977
N-27	L	24-28	at Washington	54,324
D-04	W	13-9	LA Rams	32,867
D-11	L	17-20	New Orleans (OT)	45,182
D-18	L	7-31	at St. Louis	21,902

1982				
<b>Record: 3-6 (13th in NFC)</b>				
<b>HC: Dick Vermeil</b>				

Date	W/L	Score	Opponent	Att.
S-12	L	34-37	Washington (OT)	68,885
S-19	W	24-21	at Cleveland	78,830
N-21	L	14-18	Cincinnati	65,172
N-28	L	9-13	at Washington	48,313
D-05	L	20-23	St. Louis	63,622
D-11	L	7-23	at NY Giants	66,053
D-19	W	35-14	Houston	44,119
D-26	W	24-20	at Dallas	46,199
J-02	L	24-26	NY Giants	55,797

*Note: A 57-day strike by the players reduced the schedule from 16 weeks to nine*

1981				
<b>Record: 10-6 (2nd in NFC East)</b>				
<b>HC: Dick Vermeil</b>				

Date	W/L	Score	Opponent	Att.
S-06	W	24-10	at NY Giants	72,459
S-13	W	13-3	New England	71,089
S-17	W	20-14	at Buffalo	78,331
S-27	W	36-13	Washington	70,664
O-05	W	16-13	Atlanta	71,488
O-11	W	31-14	at New Orleans	52,728
O-18	L	23-35	at Minnesota	45,459
O-25	W	20-10	Tampa Bay	70,714
N-01	L	14-17	Dallas	72,111
N-08	W	52-10	at St. Louis	48,421
N-15	W	38-13	Baltimore	68,613
N-22	L	10-20	NY Giants	66,327
N-30	L	10-13	at Miami	67,797
D-06	L	13-15	at Washington	52,206
D-13	L	10-21	at Dallas	64,955
D-20	W	38-0	St. Louis	56,636

NFC WILD CARD				
D-27	L	21-27	NY Giants	71,611



1980				
<b>Record: 12-4 (1st in NFC East)</b>				
<b>HC: Dick Vermeil</b>				

Date	W/L	Score	Opponent	Att.
S-07	W	27-6	Denver	70,307
S-14	W	42-7	at Minnesota	46,460
S-22	W	35-3	NY Giants	70,767
S-28	L	14-24	at St. Louis	49,079
O-05	W	24-14	Washington	69,044
O-12	W	31-16	at NY Giants	71,051
O-19	W	17-10	Dallas	70,696
O-26	W	17-14	Chicago	68,752
N-02	W	27-20	at Seattle	61,046
N-09	W	34-21	at New Orleans	44,340
N-16	W	24-0	at Washington	51,897
N-23	W	10-7	Oakland	68,585
N-30	L	21-22	at San Diego	51,760
D-07	L	17-20	Atlanta	70,205
D-14	W	17-3	St. Louis	68,969
D-21	L	27-35	at Dallas	62,548

**NFC DIVISIONAL PLAYOFF**

J-03	W	31-16	Minnesota	68,434
------	---	-------	-----------	--------

**NFC CHAMPIONSHIP GAME**

J-11	W	20-7	Dallas	70,696
------	---	------	--------	--------

**SUPER BOWL XV (New Orleans, LA)**

J-25	L	10-27	Oakland	75,500
------	---	-------	---------	--------

1979				
<b>Record: 11-5 (2nd in NFC East)</b>				
<b>HC: Dick Vermeil</b>				

Date	W/L	Score	Opponent	Att.
S-02	W	23-17	NY Giants	67,366
S-10	L	10-14	Atlanta	66,935
S-16	W	26-14	at New Orleans	54,212
S-23	W	17-13	at NY Giants	74,265
S-30	W	17-14	Pittsburgh	70,352
O-07	W	28-17	Washington	69,142
O-14	W	24-20	at St. Louis	48,367
O-21	L	7-17	at Washington	54,442
O-28	L	13-37	at Cincinnati	42,036
N-04	L	19-24	Cleveland	69,019
N-12	W	31-21	at Dallas	62,417
N-18	W	16-13	St. Louis	70,235
N-25	W	21-10	at Green Bay	50,023
D-02	W	44-7	Detroit	66,128
D-08	L	17-24	Dallas	71,434
D-16	W	26-20	at Houston	49,407

**NFC WILD CARD**

D-23	W	27-17	Chicago	69,397
------	---	-------	---------	--------

**NFC DIVISIONAL PLAYOFF**

D-29	L	17-24	at Tampa Bay	71,402
------	---	-------	--------------	--------

1978				
<b>Record: 9-7 (2nd in NFC East)</b>				
<b>HC: Dick Vermeil</b>				

Date	W/L	Score	Opponent	Att.
S-03	L	14-16	LA Rams	64,721
S-10	L	30-35	at Washington	54,380
S-17	W	24-17	at New Orleans	49,242
S-24	W	17-3	Miami	62,998
O-01	W	17-14	at Baltimore	47,639
O-08	L	14-24	at New England	61,016
O-15	W	17-10	Washington	65,722
O-22	L	7-14	at Dallas	60,525
O-29	L	10-16	St. Louis	62,989
N-05	W	10-3	Green Bay	64,214
N-12	W	17-9	NY Jets	60,249
N-19	W	19-17	at NY Giants	70,318
N-26	W	14-10	at St. Louis	39,693
D-03	L	27-28	at Minnesota	38,722
D-10	L	13-31	Dallas	64,667
D-17	W	20-3	NY Giants	56,396

**NFC WILD CARD**

D-24	L	13-14	at Atlanta	49,447
------	---	-------	------------	--------

1977				
<b>Record: 5-9 (4th in NFC East)</b>				
<b>HC: Dick Vermeil</b>				

Date	W/L	Score	Opponent	Att.
S-18	W	13-3	Tampa Bay	61,549
S-25	L	0-20	at LA Rams	46,031
O-02	L	13-17	at Detroit	57,236
O-09	W	28-10	at NY Giants	48,824
O-16	L	17-21	St. Louis	60,535
O-23	L	10-16	Dallas	65,507
O-30	L	17-23	at Washington	55,031
N-06	W	28-7	New Orleans	53,482
N-13	L	14-17	Washington	60,702
N-20	L	16-21	at St. Louis	48,768
N-27	L	6-14	at New England	57,893
D-04	L	14-24	at Dallas	60,289
D-11	W	17-14	NY Giants	47,731
D-18	W	27-0	NY Jets	19,241

1976				
<b>Record: 4-10 (4th in NFC East)</b>				
<b>HC: Dick Vermeil</b>				

Date	W/L	Score	Opponent	Att.
S-12	L	7-27	at Dallas	55,530
S-19	W	20-7	NY Giants	60,643
S-27	L	17-20	Washington (OT)	60,131
O-03	W	14-13	at Atlanta	45,535
O-10	L	14-33	St. Louis	44,933
O-17	L	13-28	at Green Bay	55,398
O-24	L	12-31	Minnesota	56,233
O-31	W	10-0	at NY Giants	68,690
N-07	L	14-17	at St. Louis	60,760
N-14	L	3-24	at Cleveland	62,120
N-21	L	7-26	Oakland	62,133
N-28	L	0-24	at Washington	54,292
D-05	L	7-26	Dallas	55,072
D-12	W	27-10	Seattle	37,949

1975				
<b>Record: 4-10 (5th in NFC East)</b>				
<b>HC: Mike McCormack</b>				

Date	W/L	Score	Opponent	Att.
S-21	L	14-23	NY Giants	60,798
S-28	L	13-15	at Chicago	54,392
O-05	W	26-10	Washington	64,397
O-12	L	16-24	at Miami	60,127
O-19	L	20-31	at St. Louis	45,242
O-26	L	17-20	Dallas	64,889
N-03	L	3-42	LA Rams	64,601
N-09	L	23-24	St. Louis	60,277
N-16	W	13-10	at NY Giants	53,434
N-23	L	17-27	at Dallas	57,893
N-30	W	27-17	San Francisco	56,694
D-07	L	0-31	Cincinnati	56,984
D-14	L	10-25	at Denver	37,080
D-21	W	26-3	at Washington	49,385



1974				
<b>Record: 7-7 (4th in NFC East)</b>				
<b>HC: Mike McCormack</b>				

Date	W/L	Score	Opponent	Att.
S-15	L	3-7	at St. Louis	40,322
S-23	W	13-10	Dallas	64,088
S-29	W	30-10	Baltimore	64,205
O-06	W	13-7	at San Diego	36,124
O-13	W	35-7	NY Giants	64,801
O-20	L	24-31	at Dallas	43,586
O-27	L	10-14	at New Orleans	64,257
N-03	L	0-27	at Pittsburgh	47,996
N-10	L	20-27	Washington	65,947
N-17	L	3-13	St. Louis	61,982
N-24	L	7-26	at Washington	54,395
D-01	W	36-14	Green Bay	42,030
D-08	W	20-7	at NY Giants	46,889
D-15	W	28-17	Detroit	57,157

1973				
<b>Record: 5-8-1 (3rd in NFC East)</b>				
<b>HC: Mike McCormack</b>				

Date	W/L	Score	Opponent	Att.
S-16	L	23-34	St. Louis	61,103
S-23	T	23-23	at NY Giants	62,289
S-30	L	7-28	Washington	64,147
O-07	L	26-27	at Buffalo	72,364
O-14	W	27-24	at St. Louis	44,400
O-21	L	21-28	at Minnesota	47,478
O-28	W	30-16	Dallas	63,300
N-04	W	24-23	New England	65,070
N-11	L	27-44	Atlanta	63,114
N-18	L	10-31	at Dallas	59,375
N-25	W	20-16	NY Giants	63,086
D-02	L	28-38	at San Francisco	51,155
D-09	W	24-23	NY Jets	34,621
D-16	L	20-38	at Washington	49,484

1972				
<b>Record: 2-11-1 (5th in NFC East)</b>				
<b>HC: Ed Khayat</b>				

Date	W/L	Score	Opponent	Att.
S-17	L	6-28	at Dallas	58,850
S-24	L	17-27	Cleveland	65,720
O-02	L	12-27	NY Giants	65,720
O-08	L	0-14	at Washington	53,039
O-15	L	3-34	LA Rams	65,720
O-22	W	21-20	at Kansas City	78,389
O-29	L	3-21	at New Orleans	65,664
N-05	T	6-6	St. Louis	65,720
N-12	W	18-17	at Houston	34,175
N-19	L	7-28	Dallas	65,720
N-26	L	10-62	at NY Giants	62,586
D-03	L	7-23	Washington	65,720
D-10	L	12-21	Chicago	65,720
D-17	L	23-24	at St. Louis	34,827

1971				
<b>Record: 6-7-1 (3rd in NFC East)</b>				
<b>HC: Jerry Williams (3), Ed Khayat (11)</b>				

Date	W/L	Score	Opponent	Att.
S-19	L	14-37	at Cincinnati	55,880
S-26	L	7-42	Dallas	65,358
O-03	L	3-31	San Francisco	65,358
O-10	L	0-13	Minnesota	65,358
O-17	L	10-34	at Oakland	54,615
O-24	W	23-7	NY Giants	65,358
O-31	W	17-16	Denver	65,358
N-07	T	7-7	at Washington	53,041
N-14	L	7-20	at Dallas	60,178
N-21	W	37-20	at St. Louis	48,658
N-28	L	13-20	Washington	65,358
D-05	W	23-20	at Detroit	54,418
D-12	W	19-7	St. Louis	65,358
D-19	W	41-28	at NY Giants	62,774

1970				
<b>Record: 3-10-1 (5th in NFC East)</b>				
<b>HC: Jerry Williams</b>				

Date	W/L	Score	Opponent	Att.
S-20	L	7-17	Dallas	59,728
S-27	L	16-20	at Chicago	53,643
O-04	L	21-33	Washington	60,658
O-11	L	23-30	at NY Giants	62,820
O-18	L	20-35	St. Louis	59,002
O-25	L	17-30	at Green Bay (Milwaukee, WI)	48,022
N-01	L	17-21	at Dallas	55,736
N-08	W	24-17	Miami	58,171
N-15	T	13-13	Atlanta	55,425
N-23	W	23-20	NY Giants	59,117
N-29	L	14-23	at St. Louis	46,581
D-06	L	10-29	at Baltimore	60,240
D-13	L	6-24	at Washington	50,415
D-20	W	30-20	Pittsburgh	55,252

1969				
<b>Record: 4-9-1 (4th in Capitol)</b>				
<b>HC: Jerry Williams</b>				

Date	W/L	Score	Opponent	Att.
S-21	L	20-27	Cleveland	60,658
S-28	W	41-27	Pittsburgh	60,658
O-05	L	7-38	Dallas	60,658
O-13	L	20-24	at Baltimore	56,864
O-19	L	14-49	at Dallas	71,509
O-26	W	13-10	New Orleans	60,658
N-02	W	23-20	at NY Giants	62,912
N-09	T	28-28	at Washington	50,502
N-16	L	17-23	LA Rams	60,658
N-23	W	34-30	at St. Louis	45,512
N-30	L	17-26	at New Orleans	72,805
D-07	L	29-34	Washington	60,658
D-14	L	3-27	Atlanta	60,658
D-21	L	13-14	at San Francisco	25,391

1968				
<b>Record: 2-12 (4th in Capitol)</b>				
<b>HC: Joe Kuharich</b>				

Date	W/L	Score	Opponent	Att.
S-15	L	13-30	at Green Bay	50,861
S-22	L	25-34	NY Giants	60,858
S-29	L	13-45	Dallas	60,858
O-06	L	14-17	at Washington	50,816
O-13	L	14-34	at Dallas	72,083
O-20	L	16-29	Chicago	60,858
O-27	L	3-6	at Pittsburgh	26,908
N-03	L	17-45	St. Louis	59,208
N-10	L	10-16	Washington	59,133
N-17	L	6-7	at NY Giants	62,896
N-24	L	13-47	at Cleveland	62,338
N-28	W	12-0	at Detroit	47,909
D-08	W	29-17	New Orleans	57,128
D-15	L	17-24	Minnesota	54,530

1967				
<b>Record: 6-7-1 (2nd in Capitol)</b>				
<b>HC: Joe Kuharich</b>				

Date	W/L	Score	Opponent	Att.
S-17	W	35-24	Washington	60,709
S-24	L	6-38	Baltimore	60,755
O-01	W	34-24	Pittsburgh	60,335
O-08	W	38-7	at Atlanta	53,868
O-15	L	27-28	San Francisco	60,825
O-22	L	14-48	at St. Louis	46,562
O-29	W	21-14	Dallas	60,740
N-05	L	24-31	at New Orleans	59,596
N-12	L	17-33	at LA Rams	57,628
N-19	W	48-21	New Orleans	60,751
N-26	L	7-44	at NY Giants	63,027
D-03	T	35-35	at Washington	50,451
D-10	L	17-38	at Dallas	55,834
D-17	W	28-24	Cleveland	60,658

1966				
<b>Record: 9-5 (T-2nd in Eastern)</b>				
<b>HC: Joe Kuharich</b>				

Date	W/L	Score	Opponent	Att.
S-11	L	13-16	at St. Louis	39,066
S-18	W	23-10	Atlanta	54,049
S-25	W	35-17	NY Giants	60,177
O-02	L	10-41	St. Louis	59,305
O-09	L	7-56	at Dallas	69,372
O-16	W	31-14	at Pittsburgh	28,233
O-23	W	31-3	at NY Giants	63,018
O-30	L	13-27	Washington	60,652
N-06	W	24-23	Dallas	60,658
N-13	L	7-27	at Cleveland	77,968
N-20	W	35-34	at San Francisco	31,993
D-04	W	27-23	Pittsburgh	54,275
D-11	W	33-21	Cleveland	58,074
D-18	W	37-28	at Washington	50,405

PLAYOFF BOWL (Miami, FL)				
J-08	L	14-20	Baltimore	58,088





1965				
<b>Record: 5-9 (T-5th in Eastern)</b>				
<b>HC: Joe Kuharich</b>				

Date	W/L	Score	Opponent	Att.
S-19	W	34-27	St. Louis	54,260
S-26	L	14-16	NY Giants	57,154
O-03	L	17-35	Cleveland	60,759
O-10	W	35-24	at Dallas	56,249
O-17	L	27-35	at NY Giants	62,815
O-24	L	14-20	Pittsburgh	56,515
O-31	L	21-23	at Washington	50,301
N-07	L	34-38	at Cleveland	72,807
N-14	W	21-14	Washington	60,444
N-21	L	24-34	at Baltimore	60,238
N-28	W	28-24	at St. Louis	28,706
D-05	L	19-21	Dallas	54,714
D-12	W	47-13	at Pittsburgh	22,002
D-19	L	28-35	Detroit	56,718

1964				
<b>Record: 6-8 (T-3rd in Eastern)</b>				
<b>HC: Joe Kuharich</b>				

Date	W/L	Score	Opponent	Att.
S-13	W	38-7	NY Giants	60,671
S-20	L	24-28	San Francisco	57,353
S-27	L	20-28	Cleveland	60,671
O-04	W	21-7	Pittsburgh	59,354
O-11	L	20-35	at Washington	49,219
O-18	W	23-17	at NY Giants	62,978
O-25	W	34-10	at Pittsburgh	38,393
N-01	L	10-21	Washington	60,671
N-08	L	10-20	at LA Rams	53,994
N-15	W	17-14	at Dallas	55,972
N-22	L	13-38	St. Louis	60,671
N-29	L	24-38	at Cleveland	79,289
D-06	W	24-14	Dallas	60,671
D-13	L	34-36	at St. Louis	24,636

1963				
<b>Record: 2-10-2 (7th in Eastern)</b>				
<b>HC: Nick Skorich</b>				

Date	W/L	Score	Opponent	Att.
S-15	T	21-21	Pittsburgh	58,205
S-22	L	24-28	St. Louis	60,671
S-29	L	14-37	NY Giants	60,671
O-06	W	24-21	Dallas	60,671
O-13	W	37-24	at Washington	49,219
O-20	L	7-37	at Cleveland	75,174
O-27	L	7-16	at Chicago	48,514
N-03	L	17-23	Cleveland	60,671
N-10	L	14-42	at NY Giants	62,936
N-17	L	20-27	at Dallas	23,694
N-24	L	10-13	Washington	60,671
D-01	T	20-20	at Pittsburgh	16,721
D-08	L	14-38	at St. Louis	15,979
D-15	L	13-34	Minnesota	57,403

1962				
<b>Record: 3-10-1 (7th in Eastern)</b>				
<b>HC: Nick Skorich</b>				

Date	W/L	Score	Opponent	Att.
S-16	L	21-27	St. Louis	60,671
S-23	L	13-29	NY Giants	60,671
S-30	W	35-7	Cleveland	60,671
O-06	L	7-13	at Pittsburgh	23,164
O-14	L	19-41	at Dallas	18,645
O-21	L	21-27	Washington	60,671
O-28	L	21-31	at Minnesota	30,071
N-04	T	14-14	at Cleveland	63,848
N-11	L	0-49	Green Bay	60,671
N-18	L	14-19	at NY Giants	62,705
N-25	W	28-14	Dallas	58,070
D-02	W	37-14	at Washington	32,229
D-09	L	17-26	Pittsburgh	60,671
D-16	L	35-45	at St. Louis	14,989

1961				
<b>Record: 10-4 (2nd in Eastern)</b>				
<b>HC: Nick Skorich</b>				

Date	W/L	Score	Opponent	Att.
S-17	W	27-20	Cleveland	60,671
S-24	W	14-7	Washington	50,108
O-01	L	27-30	St. Louis	59,399
O-08	W	21-16	Pittsburgh	60,671
O-15	W	20-7	at St. Louis	20,262
O-22	W	43-7	at Dallas	25,000
O-29	W	27-24	at Washington	31,066
N-05	W	16-14	Chicago	60,671
N-12	L	21-38	at NY Giants	62,800
N-19	L	24-45	at Cleveland	68,399
N-26	W	35-13	Dallas	60,127
D-03	W	35-24	at Pittsburgh	21,653
D-10	L	24-28	NY Giants	60,671
D-17	W	27-24	at Detroit	44,231

**PLAYOFF BOWL (Miami, FL)**

J-06	L	10-38	Detroit	25,612
------	---	-------	---------	--------

1960				
<b>Record: 10-2 (1st in Eastern)</b>				
<b>HC: Buck Shaw</b>				

Date	W/L	Score	Opponent	Att.
S-25	L	24-41	Cleveland	56,303
S-30	W	27-25	at Dallas	18,500
O-09	W	31-27	St. Louis	33,701
O-16	W	28-10	Detroit	38,065
O-23	W	31-29	at Cleveland	64,850
N-06	W	34-7	Pittsburgh	58,324
N-13	W	19-13	Washington	39,361
N-20	W	17-10	at New York	63,571
N-27	W	31-23	New York	60,547
D-04	W	20-6	at St. Louis	21,358
D-11	L	21-27	at Pittsburgh	22,101
D-18	W	38-28	at Washington	20,558

**NFL CHAMPIONSHIP**

D-26	W	17-13	Green Bay	67,325
------	---	-------	-----------	--------

1959				
<b>Record: 7-5 (T-2nd in Eastern)</b>				
<b>HC: Buck Shaw</b>				

Date	W/L	Score	Opponent	Att.
S-27	L	14-24	at San Francisco	41,697
O-04	W	49-21	New York	27,023
O-11	W	28-24	Pittsburgh	27,343
O-18	L	7-24	at New York	68,783
O-25	W	28-24	at Chi. Cardinals	20,112
N-01	W	30-23	Washington	39,854
N-08	L	7-28	at Cleveland	58,275
N-15	W	27-17	Chi. Cardinals	28,887
N-22	W	23-20	Los Angeles	47,425
N-29	L	0-31	at Pittsburgh	22,191
D-06	W	34-14	at Washington	24,325
D-13	L	21-28	Cleveland	45,952

1958				
<b>Record: 2-9-1 (T-5th in Eastern)</b>				
<b>HC: Buck Shaw</b>				

Date	W/L	Score	Opponent	Att.
S-28	L	14-24	Washington	36,850
O-05	W	27-24	New York	23,178
O-12	L	3-24	at Pittsburgh	23,153
O-19	L	24-30	San Francisco	33,110
O-26	L	35-38	at Green Bay	31,043
N-02	T	21-21	at Chi. Cardinals	17,486
N-09	L	24-31	Pittsburgh	26,306
N-16	W	49-21	Chi. Cardinals	18,315
N-23	L	14-28	at Cleveland	51,319
N-30	L	10-24	at New York	35,438
D-07	L	14-21	Cleveland	36,773
D-14	L	0-20	at Washington	22,621

1957				
<b>Record: 4-8 (5th in Eastern)</b>				
<b>HC: Hugh Devore</b>				

Date	W/L	Score	Opponent	Att.
S-29	L	13-17	at Los Angeles	62,506
O-05	L	20-24	New York	28,342
O-13	L	7-24	at Cleveland	53,493
O-20	W	17-7	Cleveland	22,443
O-27	L	0-6	at Pittsburgh	27,016
N-03	W	38-21	at Chi. Cardinals	18,718
N-10	L	16-27	Detroit	29,320
N-17	L	0-13	at New York	42,845
N-24	W	21-12	Washington	20,730
D-01	W	7-6	Pittsburgh	16,364
D-08	L	7-42	at Washington	21,304
D-14	L	27-31	Chi. Cardinals	12,555



1956				
<b>Record: 3-8-1 (6th in Eastern)</b>				
<b>HC: Hugh Devore</b>				

Date	W/L	Score	Opponent	Att.
S-30	L	7-27	at Los Angeles	54,412
O-06	W	13-9	Washington	26,607
O-14	W	35-21	at Pittsburgh	31,375
O-21	L	6-20	Chi. Cardinals	36,545
O-28	L	3-20	at New York	40,960
N-04	L	17-28	at Chi. Cardinals	27,609
N-11	W	14-7	Pittsburgh	22,652
N-18	L	0-16	Cleveland	25,894
N-25	T	10-10	San Francisco	19,326
D-02	L	14-17	at Cleveland	20,654
D-09	L	17-19	at Washington	22,333
D-15	L	7-21	New York	16,562

1955				
<b>Record: 4-7-1 (T-4th in Eastern)</b>				
<b>HC: Jim Trimble</b>				

Date	W/L	Score	Opponent	Att.
S-24	W	27-17	New York	29,597
O-01	L	30-31	Washington	31,891
O-09	L	17-21	at Cleveland	43,974
O-15	L	7-13	at Pittsburgh	33,413
O-23	T	24-24	at Chi. Cardinals	24,620
O-30	W	24-0	Pittsburgh	31,164
N-06	L	21-34	at Washington	25,741
N-13	W	33-17	Cleveland	39,303
N-20	L	7-31	at New York	22,075
N-27	L	21-23	Los Angeles	31,648
D-04	W	27-3	Chi. Cardinals	19,478
D-11	L	10-17	at Chicago Bears	34,783

1954				
<b>Record: 7-4-1 (2nd in Eastern)</b>				
<b>HC: Jim Trimble</b>				

Date	W/L	Score	Opponent	Att.
S-26	W	28-10	Cleveland	26,546
O-03	W	35-16	at Chi. Cardinals	17,084
O-09	W	24-22	Pittsburgh	37,322
O-17	W	49-21	at Washington	22,051
O-23	L	7-17	at Pittsburgh	39,075
O-30	L	14-37	Green Bay	25,378
N-07	W	30-14	Chi. Cardinals	21,963
N-14	L	14-27	at New York	46,565
N-21	L	0-6	at Cleveland	41,537
N-28	W	41-33	Washington	18,517
D-05	T	13-13	at Detroit	54,939
D-12	W	29-14	New York	28,449

1953				
<b>Record: 7-4-1 (2nd in Eastern)</b>				
<b>HC: Jim Trimble</b>				

Date	W/L	Score	Opponent	Att.
S-27	L	21-31	at San Francisco	27,819
O-02	T	21-21	Washington	19,099
O-10	L	13-37	at Cleveland	45,802
O-17	W	23-7	Pittsburgh	18,681
O-25	W	56-17	at Chi. Cardinals	22,064
N-01	W	35-7	at Pittsburgh	27,547
N-08	W	30-7	New York	24,331
N-15	W	45-14	Baltimore	27,813
N-21	W	38-0	Chi. Cardinals	19,402
N-29	L	28-37	at New York	20,294
D-06	L	0-10	at Washington	21,579
D-13	W	42-27	Cleveland	38,654

1952				
<b>Record: 7-5 (T-2nd in American)</b>				
<b>HC: Jim Trimble</b>				

Date	W/L	Score	Opponent	Att.
S-28	W	31-25	at Pittsburgh	22,501
O-04	L	7-31	New York	22,512
O-12	W	26-21	Pittsburgh	18,648
O-19	L	7-49	Cleveland	27,874
O-26	W	14-10	at New York	21,458
N-02	L	10-12	at Green Bay	10,149
N-09	W	38-20	Washington	16,932
N-16	W	10-7	Chi. Cardinals	18,406
N-23	W	28-20	at Cleveland	28,948
N-30	L	22-28	at Chi. Cardinals	13,577
D-07	W	38-21	Dallas Texans	18,376
D-14	L	21-27	at Washington	22,468

1951				
<b>Record: 4-8 (5th in American)</b>				
<b>HC: Bo McMillan (2), Wayne Millner (10)</b>				

Date	W/L	Score	Opponent	Att.
S-30	W	17-14	at Chi. Cardinals	16,129
O-06	W	21-14	San Francisco	23,432
O-14	L	24-37	at Green Bay	18,489
O-21	L	24-26	at NY Giants	28,656
O-28	L	23-27	Washington	20,437
N-04	W	34-13	at Pittsburgh	19,649
N-11	L	17-20	at Cleveland	36,571
N-18	L	10-28	Detroit	25,350
N-25	L	13-17	Pittsburgh	15,537
D-02	W	35-21	at Washington	23,738
D-09	L	7-23	New York Giants	19,322
D-16	L	9-24	Cleveland	16,263

1950				
<b>Record: 6-6 (T-3rd in American)</b>				
<b>HC: Greasy Neale</b>				

Date	W/L	Score	Opponent	Att.
S-16	L	10-35	Cleveland	71,237
S-24	W	45-7	at Chi. Cardinals	24,914
O-07	W	56-20	Los Angeles	24,134
O-15	W	24-14	at Baltimore	14,413
O-22	W	17-10	at Pittsburgh	35,662
O-29	W	35-3	Washington	33,707
N-05	L	7-9	Pittsburgh	24,629
N-12	W	33-0	at Washington	29,407
N-19	L	10-14	Chi. Cardinals	28,368
N-26	L	3-7	at NY Giants	24,093
D-03	L	7-13	at Cleveland	37,490
D-10	L	7-9	New York Giants	26,440

1949				
<b>Record: 11-1 (1st in Eastern)</b>				
<b>HC: Greasy Neale</b>				

Date	W/L	Score	Opponent	Att.
S-22	W	7-0	at NY Bulldogs	4,355
O-03	W	22-14	at Detroit	20,163
O-08	W	28-3	Chi. Cardinals	33,716
O-16	L	21-38	at Chicago Bears	47,248
O-23	W	49-14	Washington	28,602
O-30	W	38-7	at Pittsburgh	37,840
N-06	W	38-14	LA Rams	38,230
N-13	W	44-21	at Washington	31,170
N-20	W	42-0	NY Bulldogs	22,165
N-27	W	34-17	Pittsburgh	22,191
D-04	W	24-3	at NY Giants	25,446
D-11	W	17-3	NY Giants	21,022

NFL CHAMPIONSHIP				
D-18	W	14-0	at LA Rams	22,245

1948				
<b>Record: 9-2-1 (1st in Eastern)</b>				
<b>HC: Greasy Neale</b>				

Date	W/L	Score	Opponent	Att.
S-24	L	14-21	at Chi. Cardinals	24,159
O-03	T	28-28	at LA Rams	24,597
O-10	W	45-0	NY Giants	22,804
O-17	W	45-0	at Washington	35,580
O-24	W	12-7	Chicago Bears	36,227
O-31	W	34-7	at Pittsburgh	32,859
N-07	W	35-14	at NY Giants	24,983
N-14	W	45-0	Boston Yanks	22,958
N-21	W	42-21	Washington	36,254
N-28	W	17-0	Pittsburgh	22,001
D-05	L	14-37	at Boston	9,652
D-12	W	45-21	Detroit	15,322

NFL CHAMPIONSHIP				
D-19	W	7-0	Chi. Cardinals	28,864



1947				
<b>Record: 8-4 (1st in Eastern)</b>				
<b>HC: Greasy Neale</b>				

Date	W/L	Score	Opponent	Att.
S-28	W	45-42	Washington	35,406
O-05	W	23-0	NY Giants	29,823
O-12	L	7-40	at Chicago Bears	34,338
O-19	L	24-35	at Pittsburgh	33,538
O-26	W	14-7	LA Rams	36,364
N-02	W	38-14	at Washington	36,591
N-09	W	41-24	at NY Giants	29,016
N-16	W	32-0	Boston Yanks	26,498
N-23	L	14-21	at Boston Yanks	15,628
N-30	W	21-0	Pittsburgh	37,218
D-07	L	21-45	Chi. Cardinals	32,322
D-14	W	28-14	Green Bay	24,216

**NFC DIVISIONAL PLAYOFF**

D-21	W	21-0	at Pittsburgh	35,729
------	---	------	---------------	--------

**NFL CHAMPIONSHIP**

D-28	L	21-28	at Chi. Cardinals	30,759
------	---	-------	-------------------	--------

1946				
<b>Record: 6-5 (2nd in Eastern)</b>				
<b>HC: Greasy Neale</b>				

Date	W/L	Score	Opponent	Att.
S-29	W	25-14	at LA Rams	30,500
O-06	W	49-25	Boston Yanks	33,986
O-13	L	7-19	Green Bay	36,127
O-20	L	14-21	at Chicago Bears	41,221
O-27	W	28-24	at Washington	33,691
N-03	W	24-14	NY Giants	40,059
N-10	L	17-45	at NY Giants	60,874
N-17	L	7-10	at Pittsburgh	38,882
N-24	L	10-27	Washington	36,633
D-01	W	10-7	Pittsburgh	29,943
D-08	W	40-14	at Boston Yanks	29,555

1945				
<b>Record: 7-3 (2nd in Eastern)</b>				
<b>HC: Greasy Neale</b>				

Date	W/L	Score	Opponent	Att.
O-07	W	21-6	Chi. Cardinals	25,581
O-14	L	24-28	at Detroit	22,580
O-21	L	14-24	at Washington	35,550
O-28	W	28-14	Cleveland Rams	38,149
N-04	W	45-3	at Pittsburgh	23,018
N-11	W	38-17	NY Giants	30,047
N-18	W	30-6	Pittsburgh	23,838
N-24	W	16-0	Washington	37,306
D-02	L	21-28	at NY Giants	45,372
D-09	W	35-7	Boston Yanks	27,905

1944				
<b>Record: 7-1-2 (2nd in Eastern)</b>				
<b>HC: Greasy Neale</b>				

Date	W/L	Score	Opponent	Att.
S-26	W	28-7	at Boston Yanks	25,061
O-08	T	31-31	Washington	32,549
O-22	W	38-0	Boston Yanks	24,638
O-29	W	24-17	at NY Giants	42,639
N-05	W	21-7	at Brk. Dodgers	15,289
N-12	T	21-21	NY Giants	33,248
N-19	W	37-7	at Washington	35,540
N-26	L	7-28	Chicago Bears	34,035
D-03	W	34-0	Brk. Dodgers	13,467
D-10	W	26-13	Cleveland Rams	24,123

1943 "STEAGLES"				
<b>Record: 5-4-1 (3rd in Eastern)</b>				
<b>HC: Greasy Neale &amp; Walt Kiesling</b>				

Date	W/L	Score	Opponent	Att.
O-02	W	17-0	Brk. Dodgers	11,131
O-09	W	28-14	NY Giants	15,340
O-17	L	21-48	at Chicago Bears	21,744
O-24	L	14-42	at NY Giants	42,681
O-31	W	34-13	Chi. Cardinals	16,351
N-07	T	14-14	Washington	28,893
N-14	L	7-13	at Brk. Dodgers	7,614
N-21	W	35-34	Detroit (Pitt.)	23,338
N-28	W	27-14	at Washington	35,826
D-05	L	28-38	Green Bay	34,294

1942				
<b>Record: 2-9 (5th in Eastern)</b>				
<b>HC: Greasy Neale</b>				

Date	W/L	Score	Opponent	Att.
S-13	W	24-14	at Pittsburgh	13,349
S-20	L	14-24	at Cleve. Rams (Akron, OH)	6,434
S-27	L	14-35	Brk. Dodgers (Buffalo, NY)	5,286
O-04	L	10-14	Washington	15,500
O-11	L	17-35	at NY Giants	28,264
O-18	L	0-14	Pittsburgh	12,500
O-25	L	14-45	at Chicago Bears	15,372
N-01	L	27-30	at Washington	32,658
N-08	L	0-14	NY Giants	13,600
N-15	W	14-7	at Brk. Dodgers	3,858
N-29	L	0-7	Green Bay	13,700

1941				
<b>Record: 2-8-1 (4th in Eastern)</b>				
<b>HC: Greasy Neale</b>				

Date	W/L	Score	Opponent	Att.
S-13	L	0-24	NY Giants	25,478
S-21	W	10-7	at Pittsburgh	12,893
S-27	L	13-24	Brk. Dodgers	16,341
O-12	L	0-16	at NY Giants	30,842
O-19	L	17-21	Washington	19,071
O-26	W	21-14	Chi. Cardinals	12,683
N-02	L	6-15	at Brk. Dodgers	15,899
N-09	T	7-7	Pittsburgh	15,601
N-16	L	17-21	at Detroit	16,306
N-30	L	14-49	Chicago Bears	32,608
D-07	L	14-20	at Washington	27,102

1940				
<b>Record: 1-10 (5th in Eastern)</b>				
<b>HC: Bert Bell</b>				

Date	W/L	Score	Opponent	Att.
S-15	L	20-27	at Green Bay	11,657
S-22	L	13-21	at Cleve. Rams	15,941
S-28	L	14-20	NY Giants	26,431
O-04	L	17-30	at Brk. Dodgers	24,008
O-13	L	7-17	at NY Giants	30,317
O-20	L	17-34	Washington	25,062
O-26	L	7-21	Brk. Dodgers	6,500
N-10	L	3-7	at Pittsburgh	9,556
N-17	L	0-21	Detroit	6,327
N-28	W	7-0	Pittsburgh	4,200
D-01	L	6-13	at Washington	25,838

1939				
<b>Record: 1-9-1 (T-4th in Eastern)</b>				
<b>HC: Bert Bell</b>				

Date	W/L	Score	Opponent	Att.
S-17	L	0-7	Washington	33,258
S-24	L	3-13	NY Giants	30,600
O-01	T	0-0	Brk. Dodgers	1,880
O-15	L	10-27	at NY Giants	34,471
O-22	L	14-23	at Brk. Dodgers	13,057
N-05	L	6-7	at Washington	20,444
N-12	L	16-23	Green Bay	23,000
N-19	L	14-27	at Chicago Bears	21,398
N-23	W	17-14	Pittsburgh	20,000
N-26	L	12-24	at Pittsburgh	8,788
D-03	L	13-35	at Cleve. Rams (Col. Springs, CO)	9,189



1938				
<b>Record: 5-6 (4th in Eastern)</b>				
<b>HC: Bert Bell</b>				

Date	W/L	Score	Opponent	Att.
S-11	L	23-26	Washington	20,000
S-16	W	27-7	at Pittsburgh (Buffalo, NY)	19,749
S-25	W	14-10	NY Giants	20,000
O-02	L	6-28	Chicago Bears	NA
O-16	L	7-17	at NY Giants	33,187
O-23	L	14-20	at Washington	3,000
O-26	W	7-0	at Chi. Cardinals (Erie, PA)	15,000
N-06	L	7-10	Brk. Dodgers	12,000
N-13	L	14-32	at Brk. Dodgers	13,052
N-20	W	14-7	Pittsburgh Pirates (Charleston, WV)	6,500
D-04	W	21-7	at Detroit	19,000

1937				
<b>Record: 2-8-1 (5th in Eastern)</b>				
<b>HC: Bert Bell</b>				

Date	W/L	Score	Opponent	Att.
S-05	L	14-27	at Pittsburgh	8,588
S-10	L	7-13	Brk. Dodgers	5,221
S-21	L	3-21	Cleveland Rams	3,107
S-28	T	6-6	Chi. Cardinals	3,912
O-03	L	7-16	NY Giants	4,878
O-10	W	14-0	at Washington	7,320
O-17	L	0-21	at NY Giants	20,089
O-24	L	7-10	Washington	6,580
O-31	L	7-16	at Pitt. Pirates	2,772
N-07	W	14-10	at Brk. Dodgers	8,373
N-14	L	7-37	at Green Bay	13,340

1936				
<b>Record: 1-11 (5th in Eastern)</b>				
<b>HC: Bert Bell</b>				

Date	W/L	Score	Opponent	Att.
S-13	W	10-7	NY Giants	20,000
S-20	L	3-26	Boston	20,000
S-27	L	0-17	Chicago Bears	25,000
O-04	L	0-18	at Brk. Dodgers	NA
O-11	L	0-23	Detroit	15,000
O-14	L	0-17	at Pittsburgh	10,042
O-18	L	7-17	at Boston	4,000
O-25	L	17-21	at NY Giants	15,000
N-05	L	0-6	Pittsburgh (Johnstown, PA)	NA
N-08	L	0-13	at Chi. Cardinals	1,500
N-22	L	7-28	Chicago Bears	NA
N-29	L	7-13	Brooklyn Dodgers	NA

1935				
<b>Record: 2-9 (5th in Eastern)</b>				
<b>HC: Lud Wray</b>				

Date	W/L	Score	Opponent	Att.
S-13	L	7-17	Pittsburgh	NA
S-20	L	0-35	at Detroit	12,000
O-09	W	17-6	at Pittsburgh	6,271
O-13	L	0-39	Chicago Bears	NA
O-27	L	6-17	at Brk. Dodgers	NA
N-03	W	7-6	at Boston	10,000
N-05	L	0-3	Brk. Dodgers	NA
N-10	L	3-12	at Chi. Cardinals	6,000
N-24	L	0-10	at NY Giants	NA
D-01	L	14-21	NY Giants	NA
D-08	L	6-13	Green Bay	4,000

1934				
<b>Record: 4-7 (T-3rd in Eastern)</b>				
<b>HC: Lud Wray</b>				

Date	W/L	Score	Opponent	Att.
S-16	L	6-19	at Green Bay	5,000
S-26	W	17-0	at Pittsburgh	NA
O-07	L	7-9	Pittsburgh	NA
O-14	L	0-10	Detroit	9,860
O-21	L	0-6	at Boston	10,344
O-28	L	0-17	at NY Giants	NA
N-06	W	64-0	Cincinnati Reds	NA
N-11	L	7-10	Brk. Dodgers	NA
N-18	L	7-14	Boston	8,500
N-25	W	13-0	at Brk. Dodgers	NA
D-03	W	6-0	NY Giants	12,471

1933				
<b>Record: 3-5-1 (4th in Eastern)</b>				
<b>HC: Lud Wray</b>				

Date	W/L	Score	Opponent	Att.
O-15	L	0-56	at NY Giants	NA
O-18	L	0-25	Portsmouth	1,750
O-29	L	9-35	at Green Bay	3,007
N-05	W	6-0	at Cin. Reds	NA
N-12	T	3-3	Chicago Bears	17,850
N-19	W	25-6	Pittsburgh	6,000
N-26	W	20-3	Cincinnati Reds	NA
D-03	L	0-10	Green Bay	9,500
D-10	L	14-20	NY Giants	18,000





**ARIZONA CARDINALS**

**Overall: 57-60-6 Home: 29-28-3 Away: 28-32-2 Playoffs: 1-2**

**at Lincoln Financial Field: 3-2 at State Farm Stadium: 1-4**

Date	Site	Result	Score	Date	Site	Result	Score	Date	Site	Result	Score
N-10-35	Chi	L	3-12	S-11-66	StL	L	13-16	O-15-89	Phx	W	17-5
N-08-36	Chi	L	0-13	O-02-66	Phila	L	10-41	D-24-89	Phila	W	31-14
S-28-37	Phila	T	6-6	O-22-67	StL	L	14-48	S-16-90	Phila	L	21-23
O-26-38	Erie, PA	W	7-0	N-03-68	Phila	L	17-45	D-29-90	Phx	W	23-21
O-26-41	Phila	W	21-14	N-23-69	StL	W	34-30	S-08-91	Phila	L	10-26
O-07-45	Phila	W	21-6	O-18-70	Phila	L	20-35	N-24-91	Phx	W	34-14
D-07-47	Phila	L	21-45	N-29-70	StL	L	14-23	S-13-92	Phx	W	31-14
<b>D-28-47</b>	<b>Chi (c)</b>	<b>L</b>	<b>21-28</b>	N-21-71	StL	W	37-20	O-25-92	Phila	W	7-3
S-24-48	Chi	L	14-21	D-12-71	Phila	W	19-7	S-05-93	Phila	W	23-17
<b>D-19-48</b>	<b>Phila (c)</b>	<b>W</b>	<b>7-0</b>	N-05-72	Phila	T	6-6	N-07-93	Phx	L	3-16
O-08-49	Phila	W	28-3	D-17-72	StL	L	23-24	N-06-94	Phila	W	17-7
S-24-50	Chi	W	45-7	S-16-73	Phila	L	23-34	N-20-94	Arz	L	6-12
N-19-50	Phila	L	10-14	O-14-73	StL	W	27-24	S-10-95	Arz	W	31-19
S-30-51	Chi	W	17-14	S-15-74	StL	L	3-7	D-17-95	Phila	W	21-20
N-16-52	Phila	W	10-7	N-17-74	Phila	L	3-13	N-24-96	Arz	L	30-36
N-30-52	Chi	L	22-28	O-19-75	StL	L	20-31	D-22-96	Phila	W	29-19
O-25-53	Chi	W	56-17	N-09-75	Phila	L	23-24	O-19-97	Phila	W	13-10 (OT)
N-21-53	Phila	W	38-0	O-10-76	StL	L	14-33	N-02-97	Arz	L	21-31
O-03-54	Chi	W	35-16	N-07-76	Phila	L	14-17	S-20-98	Arz	L	3-17
N-07-54	Phila	W	30-14	O-16-77	Phila	L	17-21	D-13-98	Phila	L	17-20 (OT)
O-23-55	Chi	T	24-24	N-20-77	StL	L	16-21	S-12-99	Phila	L	24-25
D-04-55	Phila	W	27-3	O-29-78	Phila	L	10-16	D-05-99	Arz	L	17-21
O-21-56	Phila	L	6-20	N-26-78	StL	W	14-10	O-15-00	Arz	W	33-14
N-04-56	Chi	L	17-28	O-14-79	StL	W	24-20	N-19-00	Phila	W	34-9
N-03-57	Chi	W	38-21	N-18-79	Phila	W	16-13	O-07-01	Phila	L	20-21
D-14-57	Phila	L	27-31	S-28-80	StL	L	14-24	N-04-01	Arz	W	21-7
N-02-58	Chi	T	21-21	D-14-80	Phila	W	17-3	N-17-02	Phila	W	38-14
N-16-58	Phila	W	49-21	N-08-81	StL	W	52-10	D-24-05	Arz	L	21-27
O-25-59	Minn	W	28-24	D-20-81	Phila	W	38-0	N-27-08	Phila	W	48-20
N-15-59	Phila	W	27-17	D-05-82	Phila	L	20-23	<b>J-18-09</b>	<b>Arz (c)</b>	<b>L</b>	<b>25-32</b>
O-09-60	Phila	W	31-27	S-25-83	Phila	L	11-14	N-13-11	Phila	L	17-21
D-04-60	StL	W	20-6	D-18-83	StL	L	7-31	S-23-12	Arz	L	6-27
O-01-61	Phila	L	27-30	O-28-84	Phila	L	14-34	D-01-13	Phila	W	24-21
O-15-61	StL	W	20-7	N-25-84	StL	L	16-17	O-26-14	Arz	L	20-24
S-16-62	Phila	L	21-27	O-13-85	Phila	W	30-7	D-20-15	Phila	L	17-40
D-16-62	StL	L	35-45	N-17-85	StL	W	24-14	O-08-17	Phila	W	34-7
S-22-63	Phila	L	24-28	N-02-86	StL	L	10-13	D-20-20	Arz	L	26-33
D-08-63	StL	L	14-38	D-07-86	Phila	T	10-10 (OT)	O-09-22	Arz	W	20-17
N-22-64	Phila	L	13-38	N-01-87	StL	W	28-23				
D-13-64	StL	L	34-36	N-22-87	Phila	L	19-31				
S-19-65	Phila	W	34-27	N-27-88	Phila	W	31-21				
N-28-65	StL	W	28-24	D-10-88	Phx	W	23-17				

**Note:** Franchise in Chicago prior to 1960 and St. Louis from 1960-87; changed its name from Phoenix to Arizona in 1994

c - NFL Championship in 1947 and 1948, NFC Championship in 2009



**ATLANTA FALCONS**

**Overall: 21-15-1 Home: 12-6-1 Away: 9-9 Playoffs: 3-1**

**at Lincoln Financial Field: 7-1 at Mercedes-Benz Stadium: 1-1**

Date	Site	Result	Score	Date	Site	Result	Score	Date	Site	Result	Score
S-18-66	Phila	W	23-10	O-05-86	Atl	W	16-0	O-26-08	Phila	W	27-14
O-08-67	Atl	W	38-7	O-30-88	Phila	L	24-27	D-6-09	Atl	W	34-7
D-14-69	Phila	L	3-27	N-18-90	Atl	W	24-23	O-17-10	Phila	W	31-17
N-15-70	Phila	T	13-13	N-27-94	Atl	L	21-28	S-18-11	Atl	L	31-35
N-11-73	Phila	L	27-44	S-22-96	Atl	W	33-18	O-28-12	Phila	L	17-30
O-03-76	Atl	W	14-13	D-14-97	Atl	L	17-20	S-14-15	Atl	L	24-26
<b>D-24-78</b>	<b>Atl (w)</b>	<b>L</b>	<b>13-14</b>	S-13-98	Atl	L	12-17	N-13-16	Phila	W	24-15
S-10-79	Phila	L	10-14	O-01-00	Phila	W	38-10	<b>J-13-17</b>	<b>Phila (d)</b>	<b>W</b>	<b>15-10</b>
D-07-80	Phila	L	17-20	<b>J-11-03</b>	<b>Phila (d)</b>	<b>W</b>	<b>20-6</b>	S-06-18	Phila	W	18-12
O-05-81	Phila	W	16-13	N-02-03	Atl	W	23-16	S-15-19	Atl	L	20-24
O-02-83	Atl	W	28-24	<b>J-23-05</b>	<b>Phila (c)</b>	<b>W</b>	<b>27-10</b>	S-12-21	Atl	W	32-6
D-16-84	Atl	L	10-26	S-12-05	Atl	L	10-14				
N-10-85	Phila	W	23-17 (OT)	D-31-06	Phila	W	24-17				

**BALTIMORE RAVENS**

**Overall: 2-3-1 Home: 2-1 Away: 0-2-1 Playoffs: 0-0**

**at Lincoln Financial Field: 2-1 at M&T Bank Stadium: 0-2**

Date	Site	Result	Score	Date	Site	Result	Score	Date	Site	Result	Score
N-16-97	Bal	T	10-10 (OT)	N-23-08	Bal	L	7-36	D-18-16	Bal	L	26-27
O-31-04	Phila	W	15-10	S-16-12	Phila	W	24-23	O-18-20	Phila	L	28-30

**BUFFALO BILLS**

**Overall: 8-6 Home: 4-2 Away: 4-4 Playoffs: 0-0**

**at Lincoln Financial Field: 2-0 at Highmark Stadium: 4-4**

Date	Site	Result	Score	Date	Site	Result	Score	Date	Site	Result	Score
O-07-73	Buf	L	26-27	D-12-93	Phila	L	7-10	D-13-15	Phila	W	23-20
S-17-81	Buf	W	20-14	N-10-96	Phila	L	17-24	O-27-19	Buf	W	31-13
O-07-84	Buf	W	27-17	S-26-99	Buf	L	0-26				
O-27-85	Phila	W	21-17	S-28-03	Buf	W	23-13				
D-27-87	Phila	W	17-7	D-30-07	Phila	W	17-9				
D-02-90	Buf	L	23-30	O-09-11	Buf	L	24-31				

**CAROLINA PANTHERS**

**Overall: 8-5 Home: 4-3 Away: 4-2 Playoffs: 0-1**

**at Lincoln Financial Field: 3-3 at Bank of America Stadium: 4-2**

Date	Site	Result	Score	Date	Site	Result	Score	Date	Site	Result	Score
O-27-96	Phila	W	20-9	D-04-06	Phila	W	27-24	O-12-17	Car	W	28-23
N-07-99	Car	L	7-33	S-13-09	Car	W	38-10	O-21-18	Phila	L	17-21
N-30-03	Car	W	25-16	N-26-12	Phila	L	22-30	O-10-21	Car	W	21-18
J-18-04	Phila (c)	L	3-14	N-10-14	Phila	W	45-21				
O-17-04	Phila	W	30-8	O-25-15	Car	L	16-27				



**CHICAGO BEARS**

**Overall: 17-30-1 Home: 9-13-1 Away: 8-17 Playoffs: 3-1**

**at Lincoln Financial Field: 3-2 at Soldier Field: 6-8**

Date	Site	Result	Score	Date	Site	Result	Score	Date	Site	Result	Score
N-12-33	Phila	T	3-3	O-20-68	Phila	L	16-29	<b>J-19-02</b>	<b>Chi (d)</b>	<b>W</b>	<b>33-19</b>
O-13-35	Phila	L	0-39	S-27-70	Chi*	L	16-20	N-03-02	Chi^	W	19-13
S-27-36	Phila	L	0-17	D-10-72	Phila	L	12-21	O-03-04	Chi	W	19-9
N-22-36	Phila	L	7-28	S-28-75	Chi	L	13-15	O-21-07	Phila	L	16-19
O-02-38	Phila	L	6-28	<b>D-23-79</b>	<b>Phila (f)</b>	<b>W</b>	<b>27-17</b>	S-28-08	Chi	L	20-24
N-19-39	Chi	L	14-27	O-26-80	Phila	W	17-14	N-22-09	Chi	W	24-20
N-30-41	Phila	L	14-49	O-23-83	Phila	L	6-7	N-28-10	Chi	L	26-31
O-25-42	Chi	L	14-45	N-13-83	Chi	L	14-17	N-07-11	Phila	L	24-30
O-17-43	Chi	L	21-48	S-14-86	Chi	L	10-13 (OT)	D-22-13	Phila	W	54-11
N-26-44	Phila	L	7-28	O-04-87	Phila	L	3-35	S-19-16	Chi	W	29-14
O-20-46	Chi	L	14-21	<b>D-31-88</b>	<b>Chi (d)</b>	<b>L</b>	<b>12-20</b>	N-26-17	Phila	W	31-3
O-12-47	Chi	L	7-40	O-02-89	Chi	L	13-27	<b>J-06-19</b>	<b>Chi (w)</b>	<b>W</b>	<b>16-15</b>
O-24-48	Phila	W	12-7	O-10-93	Phila	L	6-17	N-03-19	Phila	W	22-14
O-16-49	Chi	L	21-38	S-12-94	Phila	W	30-22	D-18-22	Chi	W	25-20
D-11-55	Chi	L	10-17	D-24-95	Chi	L	14-20				
N-05-61	Phila	W	16-14	O-17-99	Chi	W	20-16				
O-27-63	Chi	L	7-16	O-22-00	Phila	W	13-9				

\* Game played in Evanston, IL ^ Game played in Champaign, IL

**CINCINNATI BENGALS**

**Overall: 3-9-2 Home: 3-5-1 Away: 0-4-1 Playoffs: 0-0**

**at Lincoln Financial Field: 0-2-1 at Paycor Stadium: 0-1-1**

Date	Site	Result	Score	Date	Site	Result	Score	Date	Site	Result	Score
S-19-71	Cin	L	14-37	D-24-94	Cin	L	30-33	D-04-16	Cin	L	14-32
D-07-75	Phila	L	0-31	N-30-97	Phila	W	44-42	S-27-20	Phila	T	23-23
O-28-79	Cin	L	13-37	D-24-00	Phila	W	16-7				
N-21-82	Phila	L	14-18	J-02-05	Phila	L	10-38				
S-11-88	Phila	L	24-28	N-16-08	Cin	T	13-13 (OT)				
N-17-91	Phila	W	17-10	D-13-12	Phila	L	13-34				

**CLEVELAND BROWNS**

**Overall: 17-32-1 Home: 10-13 Away: 7-19-1 Playoffs: 0-0**

**at Lincoln Financial Field: 2-0 at Cleveland Browns Stadium: 3-1**

Date	Site	Result	Score	Date	Site	Result	Score	Date	Site	Result	Score
S-16-50	Phila	L	10-35	N-08-59	Cle	L	7-28	S-21-69	Phila	L	20-27
D-03-50	Cle	L	7-13	D-13-59	Phila	L	21-28	S-24-72	Phila	L	17-27
N-11-51	Cle	L	17-20	S-25-60	Phila	L	24-41	N-14-76	Cle	L	3-24
D-16-51	Phila	L	9-24	O-23-60	Cle	W	31-29	N-04-79	Phila	L	19-24
O-19-52	Phila	L	7-49	S-17-61	Phila	W	27-20	S-19-82	Cle	W	24-21
N-23-52	Cle	W	28-20	N-19-61	Cle	L	24-45	O-16-88	Cle	L	3-19
O-10-53	Cle	L	13-37	S-30-62	Phila	W	35-7	N-10-91	Cle	W	32-30
D-13-53	Phila	W	42-27	N-04-62	Cle	T	14-14	N-13-94	Phila	L	7-26
S-26-54	Phila	W	28-10	O-20-63	Cle	L	7-37	D-10-00	Cle	W	35-24
N-21-54	Cle	L	0-6	N-03-63	Phila	L	17-23	O-24-04	Cle	W	34-31 (OT)
O-09-55	Cle	L	17-21	S-27-64	Phila	L	20-28	D-15-08	Phila	W	30-10
N-13-55	Phila	W	33-17	N-29-64	Cle	L	24-38	S-09-12	Cle	W	17-16
N-18-56	Phila	L	0-16	O-03-65	Phila	L	17-35	S-11-16	Phila	W	29-10
D-02-56	Cle	L	14-17	N-07-65	Cle	L	34-38	N-22-20	Cle	L	17-22
O-13-57	Cle	L	7-24	N-13-66	Cle	L	7-27				
O-20-57	Phila	W	17-7	D-11-66	Phila	W	33-21				
N-23-58	Cle	L	14-28	D-17-67	Phila	W	28-24				
D-07-58	Phila	L	14-21	N-24-68	Cle	L	13-47				



**DALLAS COWBOYS**  
**Overall: 55-73 Home: 31-31 Away: 24-42 Playoffs: 1-3**  
**at Lincoln Financial Field: 9-11 at AT&T Stadium: 6-9**

Date	Site	Result	Score	Date	Site	Result	Score	Date	Site	Result	Score
S-30-60	Dal	W	27-25	D-26-82	Dal	W	24-20	D-07-03	Phila	W	36-10
O-22-61	Dal	W	43-7	O-16-83	Dal	L	7-37	N-15-04	Dal	W	49-21
N-26-61	Phila	W	35-13	N-06-83	Phila	L	20-27	D-19-04	Phila	W	12-7
O-14-62	Dal	L	19-41	S-16-84	Dal	L	17-23	O-09-05	Dal	L	10-33
N-25-62	Phila	W	28-14	D-02-84	Phila	L	10-26	N-14-05	Phila	L	20-21
O-06-63	Phila	W	24-21	O-20-85	Phila	W	16-14	O-08-06	Phila	W	38-24
N-17-63	Dal	L	20-27	N-24-85	Dal	L	17-34	D-25-06	Dal	W	23-7
N-15-64	Dal	W	17-14	O-19-86	Phila	L	14-17	N-04-07	Phila	L	17-38
D-06-64	Phila	W	24-14	D-14-86	Dal	W	23-21	D-16-07	Dal	W	10-6
O-10-65	Dal	W	35-24	O-11-87	Dal	L	22-41	S-15-08	Dal	L	37-41
D-05-65	Phila	L	19-21	O-25-87	Phila	W	37-20	D-28-08	Phila	W	44-6
O-09-66	Dal	L	7-56	O-23-88	Phila	W	24-23	N-08-09	Phila	L	16-20
D-06-66	Phila	W	24-23	D-18-88	Dal	W	23-7	J-03-10	Dal	L	0-24
O-29-67	Phila	W	21-14	N-23-89	Dal	W	27-0	<b>J-09-10</b>	<b>Dal (w)</b>	<b>L</b>	<b>14-34</b>
D-10-67	Dal	L	17-38	D-10-89	Phila	W	20-10	D-12-10	Dal	W	30-27
S-29-68	Phila	L	13-45	O-28-90	Dal	W	21-20	J-02-11	Phila	L	13-14
O-13-68	Dal	L	14-34	D-23-90	Phila	W	17-3	O-30-11	Phila	W	34-7
O-05-69	Phila	L	7-38	S-15-91	Dal	W	24-0	D-24-11	Dal	W	20-7
O-19-69	Dal	L	14-49	D-15-91	Phila	L	13-25	N-11-12	Phila	L	23-38
S-20-70	Phila	L	7-17	O-05-92	Phila	W	31-7	D-02-12	Dal	L	33-38
N-01-70	Dal	L	17-21	N-01-92	Dal	L	10-20	O-20-13	Phila	L	3-17
S-26-71	Phila	L	7-42	<b>J-10-93</b>	<b>Dal (d)</b>	<b>L</b>	<b>10-34</b>	D-29-13	Dal	W	24-22
N-14-71	Dal	L	7-20	O-31-93	Phila	L	10-23	N-27-14	Dal	W	33-10
S-17-72	Dal	L	6-28	D-06-93	Dal	L	17-23	D-14-14	Phila	L	27-38
N-19-72	Phila	L	7-28	O-16-94	Dal	L	13-24	S-20-15	Phila	L	10-20
O-28-73	Phila	W	30-16	D-04-94	Phila	L	19-31	N-08-15	Dal	W	33-27 (OT)
N-18-73	Dal	L	10-31	N-06-95	Dal	L	12-34	O-30-16	Dal	L	23-29 (OT)
S-23-74	Phila	W	13-10	D-10-95	Phila	W	20-17	J-01-17	Phila	W	27-13
O-20-74	Dal	L	24-31	<b>J-07-96</b>	<b>Dal (d)</b>	<b>L</b>	<b>11-30</b>	N-19-17	Dal	W	37-9
O-26-75	Phila	L	17-20	S-30-96	Phila	L	19-23	D-31-17	Phila	L	0-6
N-23-75	Dal	L	17-27	N-03-96	Dal	W	31-21	N-11-18	Phila	L	20-27
S-12-76	Dal	L	7-27	S-15-97	Dal	L	20-21	D-09-18	Dal	L	23-29 (OT)
D-05-76	Phila	L	7-26	O-26-97	Phila	W	13-12	O-20-19	Dal	L	10-37
O-23-77	Phila	L	10-16	N-02-98	Phila	L	0-34	D-22-19	Phila	W	17-9
D-04-77	Dal	L	14-24	D-20-98	Dal	L	9-13	N-01-20	Phila	W	23-9
O-22-78	Dal	L	7-14	O-10-99	Phila	W	13-10	D-27-20	Dal	L	17-37
D-10-78	Phila	L	13-31	D-12-99	Dal	L	10-20	S-27-21	Dal	L	21-41
N-12-79	Dal	W	31-21	S-03-00	Dal	W	41-14	J-08-22	Phila	L	26-51
D-08-79	Phila	L	17-24	N-05-00	Phila	W	16-13 (OT)	O-16-22	Phila	W	26-17
O-19-80	Phila	W	17-10	S-30-01	Phila	W	40-18	D-24-22	Dal	L	34-40
D-21-80	Dal	L	27-35	N-18-01	Dal	W	36-3				
<b>J-11-81</b>	<b>Phila (c)</b>	<b>W</b>	<b>20-7</b>	S-22-02	Phila	W	44-13				
N-01-81	Phila	L	14-17	D-21-02	Dal	W	27-3				
D-13-81	Dal	L	10-21	O-12-03	Dal	L	21-23				





**DENVER BRONCOS**

**Overall: 9-5 Home: 6-1 Away: 3-4 Playoffs: 0-0**

**at Lincoln Financial Field: 2-0 at Empower Field at Mile High: 1-2**

Date	Site	Result	Score	Date	Site	Result	Score	Date	Site	Result	Score
O-31-71	Phila	W	17-16	S-20-92	Phila	W	30-0	N-05-17	Phila	W	51-23
D-14-75	Den	L	10-25	N-12-95	Phila	W	31-13	N-14-21	Den	W	30-13
S-07-80	Phila	W	27-6	O-04-98	Den	L	16-41				
S-18-83	Den	W	13-10	O-30-05	Den	L	21-49				
S-21-86	Phila	L	7-33	D-27-09	Phila	W	30-27				
O-29-89	Den	W	28-24	S-29-13	Den	L	20-52				

**DETROIT LIONS**

**Overall: 19-16-2 Home: 10-10 Away: 9-6-2 Playoffs: 1-0**

**at Lincoln Financial Field: 2-2 at Ford Field: 4-2**

Date	Site	Result	Score	Date	Site	Result	Score	Date	Site	Result	Score
O-18-33	Phila	L	0-25	N-10-57	Phila	L	16-27	N-08-98	Phila	W	10-9
O-14-34	Phila	L	0-10	O-16-60	Phila	W	28-10	S-26-04	Det	W	30-13
S-20-35	Det	L	0-35	D-17-61	Det	W	27-24	S-23-07	Phila	W	56-21
O-11-36	Phila	L	0-23	D-19-65	Phila	L	28-35	S-19-10	Det	W	35-32
D-04-38	Det	W	21-7	N-28-68	Det	W	12-0	O-14-12	Phila	L	23-26 (OT)
N-17-40	Phila	L	0-21	D-05-71	Det	W	23-20	D-08-13	Phila	W	34-20
N-16-41	Det	L	17-21	D-15-74	Phila	W	28-17	N-26-15	Det	L	14-45
N-21-43	Pit	W	35-34	O-02-77	Det	L	13-17	O-09-16	Det	L	23-24
O-14-45	Det	L	24-28	D-02-79	Phila	W	44-7	S-22-19	Phila	L	24-27
D-12-48	Phila	W	45-21	N-04-84	Det	T	23-23 (OT)	O-31-21	Det	W	44-6
O-03-49	Det	W	22-14	N-16-86	Phila	L	11-13	S-11-22	Det	W	38-35
N-18-51	Phila	L	10-28	<b>D-30-95</b>	<b>Phila (w)</b>	<b>W</b>	<b>58-37</b>				
D-05-54	Det	T	13-13	S-15-96	Phila	W	24-17				

**GREEN BAY PACKERS**

**Overall: 18-29 Home: 12-11 Away: 6-18 Playoffs: 2-1**

**at Lincoln Financial Field: 5-3 at Lambeau Field: 6-10**

Date	Site	Result	Score	Date	Site	Result	Score	Date	Site	Result	Score
O-29-33	GB	L	9-35	N-11-62	Phila	L	0-49	S-17-00	GB	L	3-6
D-03-33	Phila	L	0-10	S-15-68	GB	L	13-30	N-10-03	GB	W	17-14
S-16-34	GB	L	6-19	O-25-70	Mil	L	17-30	<b>J-11-04</b>	<b>Phila (d)</b>	<b>W</b>	<b>20-17 (OT)</b>
D-08-35	Phila	L	6-13	D-01-74	Phila	W	36-14	D-05-04	Phila	W	47-17
N-14-37	Mil	L	7-37	O-17-76	GB	L	13-28	N-27-05	Phila	W	19-14
N-12-39	Phila	L	16-23	N-05-78	Phila	W	10-3	O-02-06	Phila	W	31-9
S-15-40	GB	L	20-27	N-25-79	GB	W	21-10	S-09-07	GB	L	13-16
N-29-42	Phila	L	0-7	O-18-87	GB	L	10-16 (OT)	S-12-10	Phila	L	20-27
D-05-43	Phila	L	28-38	D-16-90	Phila	W	31-0	<b>J-09-11</b>	<b>Phila (w)</b>	<b>L</b>	<b>16-21</b>
O-13-46	Phila	L	7-19	S-01-91	GB	W	20-3	N-10-13	GB	W	27-13
D-14-47	Phila	W	28-14	N-15-92	Mil	L	24-27	N-16-14	GB	L	20-53
O-14-51	GB	L	24-37	S-12-93	GB	W	20-17	N-28-16	Phila	L	13-27
N-02-52	Mil	L	10-12	S-18-94	Phila	W	13-7	S-26-19	GB	W	34-27
O-30-54	Phila	L	14-37	S-09-96	GB	L	13-39	D-06-20	GB	L	16-30
O-26-58	GB	L	35-38	S-07-97	Phila	W	10-9	N-27-22	Phila	W	40-33
<b>D-26-60</b>	<b>Phila (c)</b>	<b>W</b>	<b>17-13</b>	N-29-98	GB	L	16-24				

**HOUSTON TEXANS**

**Overall: 6-0 Home: 3-0 Away: 3-0 Playoffs: 0-0**

**at Lincoln Financial Field: 2-0 at NRG Stadium: 3-0**

Date	Site	Result	Score	Date	Site	Result	Score	Date	Site	Result	Score
S-29-02	Phila	W	35-17	D-02-10	Phila	W	34-24	D-23-18	Phila	W	32-30
S-10-06	Hou	W	24-10	N-02-14	Hou	W	31-21	N-03-22	Hou	W	29-17



**INDIANAPOLIS COLTS**

**Overall: 11-10 Home: 6-5 Away: 5-5 Playoffs: 0-0**

**at Lincoln Financial Field: 2-0 at Lucas Oil Stadium: 2-0**

Date	Site	Result	Score	Date	Site	Result	Score	Date	Site	Result	Score
O-15-50	Bal	W	24-14	N-15-81	Phila	W	38-13	N-26-06	Ind	L	21-45
N-15-53	Phila	W	45-14	O-30-83	Phila	L	21-22	N-07-10	Phila	W	26-24
N-21-65	Bal	L	24-34	O-14-84	Phila	W	16-7	S-15-14	Ind	W	30-27
S-24-67	Phila	L	6-38	S-30-90	Phila	L	23-24	S-23-18	Phila	W	20-16
O-13-69	Bal	L	20-24	D-13-93	Ind	W	20-10	N-20-22	Ind	W	17-16
D-06-70	Bal	L	10-29	D-05-96	Ind	L	10-37				
S-29-74	Phila	W	30-10	N-21-99	Phila	L	17-44				
O-01-78	Bal	W	17-14	N-10-02	Phila	L	13-35				

Note: Franchise in Baltimore prior to 1984

**JACKSONVILLE JAGUARS**

**Overall: 4-3 Home: 2-1 Away: 2-2 Playoffs: 0-0**

**at Lincoln Financial Field: 1-1 at TIAA Bank Field: 1-2**

Date	Site	Result	Score	Date	Site	Result	Score	Date	Site	Result	Score
O-12-97	Jax	L	21-38	S-26-10	Jax	W	28-3	O-02-22	Phila	W	29-21
O-06-02	Jax	L	25-28	S-07-14	Phila	W	34-17				
O-29-06	Phila	L	6-13	O-28-18	Jax	W	24-18				

**KANSAS CITY CHIEFS**

**Overall: 4-6 Home: 1-3 Away: 3-2 Playoffs: 0-1**

**at Lincoln Financial Field: 1-2 at Arrowhead Stadium: 3-2**

Date	Site	Result	Score	Date	Site	Result	Score	Date	Site	Result	Score
O-22-72	KC	W	21-20	O-02-05	KC	W	37-31	O-03-21	Phila	L	32-40
O-11-92	KC	L	17-24	S-27-09	Phila	W	34-14	<b>F-12-23</b>	<b>Arz (s)</b>	<b>L</b>	<b>35-38</b>
S-27-98	Phila	L	21-24	S-19-13	Phila	L	16-26				
N-29-01	KC	W	23-10	S-17-17	KC	L	20-27				

**LAS VEGAS RAIDERS**

**Overall: 7-7 Home: 5-2 Away: 2-5 Playoffs: 0-1**

**at Lincoln Financial Field: 2-0 at Allegiant Stadium: 0-1**

Date	Site	Result	Score	Date	Site	Result	Score	Date	Site	Result	Score
O-17-71	Oak	L	10-34	N-08-92	Phila	W	31-10	D-25-17	Phila	W	19-10
N-21-76	Phila	L	7-26	S-24-95	Oak	L	17-48	O-24-21	LV	L	22-33
N-23-80	Phila	W	10-7	O-28-01	Phila	L	10-20				
<b>J-25-81</b>	<b>NO (s)</b>	<b>L</b>	<b>10-27</b>	S-25-05	Phila	W	23-20				
N-30-86	LA	W	33-27 (OT)	O-18-09	Oak	L	9-13				
O-22-89	Phila	W	10-7	N-03-13	Oak	W	49-20				

Note: Franchise in Oakland from 1996-2019, Los Angeles from 1982-95 and Oakland prior to 1982



**LOS ANGELES CHARGERS**

**Overall: 5-8 Home: 3-3 Away: 2-5 Playoffs: 0-0**

**at Lincoln Financial Field: 1-2 at SoFi Stadium: 0-0**

Date	Site	Result	Score	Date	Site	Result	Score	Date	Site	Result	Score
O-06-74	SD	W	13-7	S-17-95	Phila	L	21-27	S-15-13	Phila	L	30-33
N-30-80	SD	L	21-22	O-18-98	SD	L	10-13	O-01-17	LA	W	26-24
D-15-85	SD	L	14-20	D-09-01	Phila	W	24-14	N-07-21	Phila	L	24-27
O-26-86	Phila	W	23-7	O-23-05	Phila	W	20-17				
N-05-89	SD	L	17-20	N-15-09	SD	L	23-31				

*Note: Franchise in San Diego from 1961-2016, Los Angeles in 1960*

**LOS ANGELES RAMS**

**Overall: 22-20-1 Home: 15-9 Away: 7-11-1 Playoffs: 1-2**

**at Lincoln Financial Field: 2-1 at SoFi Stadium: 0-0**

Date	Site	Result	Score	Date	Site	Result	Score	Date	Site	Result	Score
S-21-37	Phila	L	3-21	N-22-59	Phila	W	23-20	D-03-98	Phila	W	17-14
D-03-39	(Col.)	L	13-35	N-08-64	LA	L	10-20	J-02-00	Phila	W	38-31
S-22-40	Clev	L	13-21	N-12-67	LA	L	17-33	S-09-01	Phila	L	17-20 (OT)
S-20-42	Akron	L	14-24	N-16-69	Phila	L	17-23	<b>J-27-02</b>	<b>StL (c)</b>	<b>L</b>	<b>24-29</b>
D-10-44	Phila	W	26-13	O-15-72	Phila	L	3-34	D-01-02	Phila	W	10-3
O-28-45	Phila	W	28-14	N-03-75	Phila	L	3-42	D-27-04	StL	L	7-20
S-29-46	LA	W	25-14	S-25-77	LA	L	0-20	D-18-05	StL	W	17-16
O-26-47	Phila	W	14-7	S-03-78	Phila	L	14-16	S-07-08	Phila	W	38-3
O-03-48	LA	T	28-28	D-04-83	Phila	W	13-9	S-11-11	StL	W	31-13
N-06-49	Phila	W	38-14	S-15-85	Phila	L	6-17	O-05-14	Phila	W	34-28
<b>D-18-49</b>	<b>LA (c)</b>	<b>W</b>	<b>14-0</b>	S-28-86	Phila	W	34-20	D-10-17	LA	W	43-35
O-07-50	Phila	W	56-20	N-06-88	Phila	W	30-24	D-16-18	LA	W	30-23
N-27-55	Phila	L	21-23	<b>D-31-89</b>	<b>Phila (w)</b>	<b>L</b>	<b>7-21</b>	S-20-20	Phila	L	19-37
S-30-56	LA	L	7-27	S-23-90	LA	W	27-21				
S-29-57	LA	L	13-17	O-29-95	Phila	W	20-9				

*Note: Franchise in Cleveland prior to 1946, Los Angeles from 1946-94 and St. Louis from 1995-2015*

*c - NFL Championship in 1949, NFC Championship in 2002*

**MIAMI DOLPHINS**

**Overall: 6-9 Home: 4-3 Away: 2-6 Playoffs: 0-0**

**at Lincoln Financial Field: 1-1 at Hard Rock Stadium: 2-3**

Date	Site	Result	Score	Date	Site	Result	Score	Date	Site	Result	Score
N-08-70	Phila	W	24-17	D-09-90	Mia	L	20-23 (OT)	D-11-11	Mia	W	26-10
O-12-75	Mia	L	16-24	N-14-93	Phila	L	14-19	N-15-15	Phila	L	19-20
S-24-78	Phila	W	17-3	O-20-96	Phila	W	35-28	D-01-19	Mia	L	31-37
N-30-81	Mia	L	10-13	O-24-99	Mia	L	13-16				
N-11-84	Mia	L	23-24	D-15-03	Mia	W	34-27				
D-13-87	Phila	L	10-28	N-18-07	Phila	W	17-7				



**MINNESOTA VIKINGS**  
**Overall: 15-15 Home: 11-7 Away: 4-8 Playoffs: 4-0**  
**at Lincoln Financial Field: 5-2 at U.S. Bank Stadium: 0-1**

Date	Site	Result	Score	Date	Site	Result	Score	Date	Site	Result	Score
O-28-62	Min	L	21-31	D-01-85	Phila	L	23-28	<b>J-04-09</b>	<b>Min (w)</b>	<b>W</b>	<b>26-14</b>
D-16-63	Phila	L	13-34	D-22-85	Min	W	37-35	D-28-10	Phila	L	14-24
D-15-68	Phila	L	17-24	S-25-88	Min	L	21-23	D-15-13	Min	L	30-48
O-10-71	Phila	L	0-13	N-19-89	Phila	W	10-9	O-23-16	Phila	W	21-10
O-21-73	Min	L	21-28	O-15-90	Phila	W	32-24	<b>J-21-18</b>	<b>Phila (c)</b>	<b>W</b>	<b>38-7</b>
O-24-76	Phila	L	12-31	D-06-92	Phila	W	28-17	O-07-18	Phila	L	21-23
D-03-78	Min	L	27-28	S-28-97	Min	L	19-28	O-13-19	Min	L	20-38
S-14-80	Min	W	42-7	N-11-01	Phila	W	48-17	S-19-22	Phila	W	24-7
<b>J-03-81</b>	<b>Phila (d)</b>	<b>W</b>	<b>31-16</b>	S-20-04	Phila	W	27-16				
O-18-81	Min	L	23-35	<b>J-16-05</b>	<b>Phila (d)</b>	<b>W</b>	<b>27-14</b>				
S-09-84	Phila	W	19-17	O-28-07	Min	W	23-16				

**NEW ENGLAND PATRIOTS**  
**Overall: 8-7 Home: 5-3 Away: 3-4 Playoffs: 1-1**  
**at Lincoln Financial Field: 0-3 at Gillette Stadium: 1-1**

Date	Site	Result	Score	Date	Site	Result	Score	Date	Site	Result	Score
N-04-73	Phila	W	24-23	N-04-90	Phila	W	48-20	D-06-15	NE	W	35-28
N-27-77	NE	L	6-14	D-19-99	Phila	W	24-9	<b>F-04-18</b>	<b>Min (s)</b>	<b>W</b>	<b>41-33</b>
O-08-78	NE	L	14-24	S-14-03	Phila	L	10-31	N-17-19	Phila	L	10-17
S-13-81	Phila	W	13-3	<b>F-06-05</b>	<b>Jax (s)</b>	<b>L</b>	<b>21-24</b>				
D-09-84	Phila	W	27-17	N-25-07	NE	L	28-31				
N-29-87	NE	W	34-31 (OT)	N-27-11	Phila	L	20-38				

**NEW ORLEANS SAINTS**  
**Overall: 19-16 Home: 11-5 Away: 8-11 Playoffs: 1-3**  
**at Lincoln Financial Field: 4-3 at Caesars Superdome: 8-7**

Date	Site	Result	Score	Date	Site	Result	Score	Date	Site	Result	Score
N-05-67	NO	L	24-31	D-11-83	Phila	L	17-20 (OT)	<b>J-13-07</b>	<b>NO (d)</b>	<b>L</b>	<b>24-27</b>
N-19-67	Phila	W	48-21	O-06-85	NO	L	21-23	D-23-07	NO	W	38-23
D-08-68	Phila	W	29-17	S-20-87	Phila	W	27-17	S-20-09	Phila	L	22-48
O-26-69	Phila	W	13-10	D-18-89	NO	L	20-30	N-05-12	NO	L	13-28
N-30-69	NO	L	17-26	O-13-91	Phila	L	6-13	<b>J-04-14</b>	<b>Phila (w)</b>	<b>L</b>	<b>24-26</b>
O-29-72	NO	L	3-21	S-06-92	Phila	W	15-13	O-11-15	Phila	W	39-17
O-27-74	NO	L	10-14	<b>J-03-93</b>	<b>NO (w)</b>	<b>W</b>	<b>36-20</b>	N-18-18	NO	L	48-7
N-06-77	Phila	W	28-7	D-26-93	Phila	W	37-26	<b>J-13-19</b>	<b>NO (d)</b>	<b>L</b>	<b>14-20</b>
S-17-78	NO	W	24-17	O-01-95	NO	W	15-10	D-13-20	Phila	W	24-21
S-16-79	NO	W	26-14	S-24-00	NO	W	21-7	N-21-21	Phila	W	40-29
N-09-80	NO	W	34-21	N-23-03	Phila	W	33-20	J-01-23	Phila	L	10-20
O-11-81	NO	W	31-14	O-16-06	NO	L	24-27				





**NEW YORK GIANTS**  
**Overall: 93-88-2 Home: 52-38-1 Away: 41-50-1 Playoffs: 3-2**  
**at Lincoln Financial Field: 16-6 at MetLife Stadium: 9-4**

Date	Site	Result	Score	Date	Site	Result	Score	Date	Site	Result	Score	
O-15-33	NY	L	0-56	S-13-64	Phila	W	38-7	N-19-95	Phila	W	28-19	
D-10-33	Phila	L	14-20	O-18-64	NY	W	23-17	O-13-96	NY	W	19-10	
O-28-34	NY	L	0-17	S-26-65	Phila	L	14-16	D-01-96	Phila	W	24-0	
D-03-34	Phila	W	6-0	O-17-65	NY	L	27-35	A-31-97	NY	L	17-31	
N-24-35	NY	L	0-10	S-25-66	Phila	W	35-17	D-07-97	Phila	L	21-31	
D-01-35	Phila	L	14-21	O-23-66	NY	W	31-3	N-22-98	NY	L	0-20	
S-13-36	Phila	W	10-7	N-26-67	NY	L	7-44	D-27-98	Phila	L	10-21	
O-25-36	NY	L	17-21	S-22-68	Phila	L	25-34	O-03-99	NY	L	15-16	
O-03-37	Phila	L	7-16	N-17-68	NY	L	6-7	O-31-99	Phila	L	17-23 (OT)	
O-17-37	NY	L	0-21	N-02-69	NY	W	23-20	S-10-00	Phila	L	18-33	
S-25-38	Phila	W	14-10	O-11-70	NY	L	23-30	O-29-00	NY	L	7-24	
O-16-38	NY	L	7-17	N-23-70	Phila	W	23-20	<b>J-07-01</b>	<b>d</b>	<b>NY</b>	<b>L</b>	<b>10-20</b>
S-24-39	Phila	L	3-13	O-24-71	Phila	W	23-7	O-22-01	NY	W	10-9	
O-15-39	NY	L	10-27	D-19-71	NY	W	41-28	D-30-01	Phila	W	24-21	
S-28-40	Phila	L	14-20	O-02-72	Phila	L	12-27	O-28-02	Phila	W	17-3	
O-13-40	NY	L	7-17	N-26-72	NY	L	10-62	D-28-02	NY	L	7-10 (OT)	
S-13-41	Phila	L	0-24	S-23-73	NY	T	23-23	O-19-03	NY	W	14-10	
O-12-41	NY	L	0-16	N-25-73	Phila	W	20-16	N-16-03	Phila	W	28-10	
O-11-42	NY	L	17-35	O-13-74	Phila	W	35-7	S-12-04	Phila	W	31-17	
N-08-42	Phila	L	0-14	D-08-74	New Haven	W	20-7	N-28-04	NY	W	27-6	
O-09-43	Phila	W	28-14	S-21-75	Phila	L	14-23	N-20-05	NY	L	17-27	
O-24-43	NY	L	14-42	N-16-75	NY	W	13-10	D-11-05	Phila	L	23-26 (OT)	
O-29-44	NY	W	24-17	S-19-76	Phila	W	20-7	S-17-06	Phila	L	23-30 (OT)	
N-12-44	Phila	T	21-21	O-31-76	NY	W	10-0	D-17-06	NY	W	36-22	
N-11-45	Phila	W	38-17	O-09-77	NY	W	28-10	<b>J-07-07</b>	<b>w</b>	<b>Phila</b>	<b>W</b>	<b>23-20</b>
D-02-45	NY	L	21-28	D-11-77	Phila	W	17-14	S-30-07	NY	L	3-16	
N-03-46	Phila	W	24-14	N-19-78	NY	W	19-17	D-09-07	Phila	L	13-16	
N-10-46	NY	L	17-45	D-17-78	Phila	W	20-3	N-09-08	Phila	L	31-36	
O-05-47	Phila	W	23-0	S-02-79	Phila	W	23-17	D-07-08	NY	W	20-14	
N-09-47	NY	W	41-24	S-23-79	NY	W	17-13	<b>J-11-09</b>	<b>d</b>	<b>NY</b>	<b>W</b>	<b>23-11</b>
O-10-48	Phila	W	45-0	S-22-80	Phila	W	35-3	N-1-09	Phila	W	40-17	
N-07-48	NY	W	35-14	O-12-80	NY	W	31-16	D-13-09	NY	W	45-38	
D-04-49	NY	W	24-3	S-06-81	NY	W	24-10	N-21-10	Phila	W	27-17	
D-11-49	Phila	W	17-3	N-22-81	Phila	L	10-20	D-19-10	NY	W	38-31	
N-26-50	NY	L	3-7	<b>D-27-81</b>	<b>w</b>	<b>Phila</b>	<b>L</b>	<b>21-27</b>	S-25-11	Phila	L	16-29
D-10-50	Phila	L	7-9	D-11-82	NY	L	7-23	N-20-11	NY	W	17-10	
O-21-51	NY	L	24-26	J-22-83	Phila	L	24-26	S-30-12	Phila	W	19-17	
D-09-51	Phila	L	7-23	O-09-83	NY	W	17-13	D-30-12	NY	L	7-42	
O-04-52	Phila	L	7-31	N-20-83	Phila	L	0-23	O-06-13	NY	W	36-21	
O-26-52	NY	W	14-10	S-02-84	NY	L	27-28	O-27-13	Phila	L	7-15	
N-08-53	Phila	W	30-7	O-21-84	Phila	W	24-10	O-12-14	Phila	W	27-0	
N-29-53	NY	L	28-37	S-08-85	NY	L	0-21	D-28-14	NY	W	34-26	
N-14-54	NY	L	14-27	S-29-85	Phila	L	10-16 (OT)	O-19-15	Phila	W	27-7	
D-12-54	Phila	W	29-14	O-12-86	NY	L	3-35	J-03-16	NY	W	35-30	
S-24-55	Phila	W	27-17	N-09-86	Phila	L	14-17	N-06-16	NY	L	23-28	
N-20-55	NY	L	7-31	N-15-87	Phila	L	17-20	D-22-16	Phila	W	24-19	
O-28-56	NY	L	3-20	D-06-87	NY	L	20-23 (OT)	S-24-17	Phila	W	27-24	
D-15-56	Phila	L	7-21	O-10-88	Phila	W	24-13	D-17-17	NY	W	34-29	
O-05-57	Phila	L	20-24	N-20-88	NY	W	23-17 (OT)	O-11-18	NY	W	34-13	
N-17-57	NY	L	0-13	O-08-89	Phila	W	21-19	N-25-18	Phila	W	25-22	
O-05-58	Phila	W	27-24	D-03-89	NY	W	24-17	D-09-19	Phila	W	23-17 (OT)	
N-30-58	NY	L	10-24	S-09-90	NY	L	20-27	D-29-19	NY	W	34-17	
O-04-59	Phila	W	49-21	N-25-90	Phila	W	31-13	O-22-20	Phila	W	22-21	
O-18-59	NY	L	7-24	N-04-91	Phila	W	30-7	N-15-20	NY	L	17-27	
N-20-60	NY	W	17-10	D-08-91	NY	W	19-14	N-28-21	NY	L	7-13	
N-27-60	Phila	W	31-23	N-22-92	NY	W	47-34	D-26-21	Phila	W	34-10	
N-12-61	NY	L	21-38	D-27-92	Phila	W	20-10	D-11-22	NY	W	48-22	
D-10-61	Phila	L	24-28	O-17-93	NY	L	10-21	J-08-23	Phila	W	22-16	
S-23-62	Phila	L	13-29	N-21-93	Phila	L	3-7	<b>J-21-23</b>	<b>Phila (d)</b>	<b>W</b>	<b>38-7</b>	
N-18-62	NY	L	14-19	S-04-94	NY	L	23-28					
S-29-63	Phila	L	14-37	D-18-94	Phila	L	13-16					
N-10-63	NY	L	14-42	O-15-95	NY	W	17-14					



**NEW YORK JETS**  
**Overall: 12-0 Home: 6-0 Away: 6-0 Playoffs: 0-0**  
**at Lincoln Financial Field: 3-0 at MetLife Stadium: 2-0**

Date	Site	Result	Score	Date	Site	Result	Score	Date	Site	Result	Score
D-09-73	Phila	W	24-23	D-14-96	NY	W	21-20	O-06-19	Phila	W	31-6
D-18-77	Phila	W	27-0	O-26-03	Phila	W	24-17	D-05-21	NY	W	33-18
N-12-78	Phila	W	17-9	O-14-07	NY	W	16-9				
D-20-87	NY	W	38-27	D-18-11	Phila	W	45-19				
O-03-93	NY	W	35-30	S-27-15	NY	W	24-17				

**PITTSBURGH STEELERS**  
**Overall: 49-29-3 Home: 27-8-2 Away: 22-21-1 Playoffs: 1-0**  
**at Lincoln Financial Field: 3-0 at Acrisure Stadium: 0-3**

Date	Site	Result	Score	Date	Site	Result	Score	Date	Site	Result	Score
N-19-33	Phila	W	25-6	O-30-49	Pit	W	38-7	S-15-63	Phila	T	21-21
S-26-34	Pit	W	17-0	N-27-49	Phila	W	34-17	D-01-63	Pit	T	20-20
O-07-34	Phila	L	7-9	O-22-50	Pit	W	17-10	O-04-64	Phila	W	21-7
S-13-35	Phila	L	7-17	N-05-50	Phila	L	7-9	O-25-64	Pit	W	34-10
O-09-35	Pit	W	17-6	N-04-51	Pit	W	34-13	O-24-65	Phila	L	14-20
O-14-36	Pit	L	0-17	N-25-51	Phila	L	13-17	D-12-65	Pit	W	47-13
N-05-36	Johnstown	L	0-6	S-28-52	Pit	W	31-25	O-16-66	Pit	W	31-14
S-05-37	Pit	L	14-27	O-12-52	Phila	W	26-21	D-04-66	Phila	W	27-23
O-31-37	Pit	L	7-16	O-17-53	Phila	W	23-17	O-01-67	Phila	W	34-24
S-16-38	Buffalo	W	27-7	N-01-53	Pit	W	35-7	O-27-68	Pit	L	3-6
N-20-38	WV	W	14-7	O-09-54	Phila	W	24-22	S-28-69	Phila	W	41-27
N-23-39	Phila	W	17-14	O-23-54	Pit	L	7-17	D-20-70	Phila	W	30-20
N-26-39	Pit	L	12-24	O-15-55	Pit	L	7-13	N-03-74	Pit	L	0-27
N-10-40	Pit	L	3-7	O-30-55	Phila	W	24-0	S-30-79	Phila	W	17-14
N-28-40	Phila	W	7-0	O-14-56	Pit	W	35-21	N-13-88	Pit	W	27-26
S-21-41	Pit	W	10-7	N-11-56	Phila	W	14-7	S-22-91	Phila	W	23-14
N-09-41	Phila	T	7-7	O-27-57	Pit	L	0-6	D-11-94	Pit	L	3-14
S-13-42	Pit	W	24-14	D-01-57	Phila	W	7-6	N-23-97	Phila	W	23-20
O-18-42	Phila	L	0-14	O-12-58	Pit	L	3-24	N-12-00	Pit	W	26-23 (OT)
N-04-45	Pit	W	45-3	N-09-58	Phila	L	24-31	N-07-04	Pit	L	3-27
N-18-45	Phila	W	30-6	O-11-59	Phila	W	28-24	S-21-08	Phila	W	15-6
N-17-46	Pit	L	7-10	N-29-59	Pit	L	0-31	O-07-12	Pit	L	14-16
D-01-46	Phila	W	10-7	N-06-60	Phila	W	34-7	S-25-16	Phila	W	34-3
O-19-47	Pit	L	24-35	D-11-60	Pit	L	21-27	O-11-20	Pit	L	29-38
N-30-47	Phila	W	21-0	O-08-61	Phila	W	21-16	O-30-22	Phila	W	35-13
<b>D-21-47</b>	<b>Pit (d)</b>	<b>W</b>	<b>21-0</b>	D-03-61	Pit	W	35-24				
O-31-48	Pit	W	34-7	O-06-62	Pit	L	7-13				
N-28-48	Phila	W	17-0	D-09-62	Phila	L	17-26				

*Note: Steelers known as Pirates prior to 1941*



**SAN FRANCISCO 49ERS**

**Overall: 15-20-1 Home: 6-11-1 Away: 9-9 Playoffs: 1-1**

**at Lincoln Financial Field: 4-3 at Levi's Stadium: 1-1**

Date	Site	Result	Score	Date	Site	Result	Score	Date	Site	Result	Score
O-06-51	Phila	W	21-14	S-23-84	Phila	L	9-21	S-24-06	SF	W	38-24
S-27-53	SF	L	21-31	N-03-85	SF	L	13-24	O-12-08	SF	W	40-26
N-25-56	Phila	T	10-10	S-24-89	Phila	L	28-38	D-20-09	Phila	W	27-13
O-19-58	Phila	L	24-30	O-27-91	Phila	L	7-23	O-10-10	SF	W	27-24
S-27-59	SF	L	14-24	N-29-92	SF	L	14-20	O-02-11	Phila	L	23-24
S-20-64	Phila	L	24-28	J-03-94	SF	W	37-34 (OT)	S-28-14	SF	L	21-26
N-20-66	SF	W	35-34	O-02-94	SF	W	40-8	O-29-17	Phila	W	33-10
O-15-67	Phila	L	27-28	<b>D-29-96</b>	<b>SF (w)</b>	<b>L</b>	<b>0-14</b>	O-04-20	SF	W	25-20
D-21-69	SF	L	13-14	N-10-97	Phila	L	14-24	S-19-21	Phila	L	11-17
O-03-71	Phila	L	3-31	D-22-01	SF	L	3-13	<b>J-29-23</b>	<b>Phila (c)</b>	<b>W</b>	<b>31-7</b>
D-02-73	SF	L	28-38	N-25-02	SF	W	38-17				
N-30-75	Phila	W	27-17	D-21-03	Phila	L	28-31 (OT)				
S-03-83	SF	W	22-17	S-18-05	Phila	W	42-3				

**SEATTLE SEAHAWKS**

**Overall: 7-12 Home: 2-7 Away: 5-5 Playoffs: 0-1**

**at Lincoln Financial Field: 0-6 at Lumen Field: 2-3**

Date	Site	Result	Score	Date	Site	Result	Score	Date	Site	Result	Score
D-12-76	Phila	W	27-10	D-08-02	Sea	W	27-20	N-24-19	Phila	L	9-17
N-02-80	Sea	W	27-20	D-05-05	Phila	L	0-42	<b>J-05-20</b>	<b>Phila (w)</b>	<b>L</b>	<b>9-17</b>
N-23-86	Sea	L	20-24	D-02-07	Phila	L	24-28	N-30-20	Phila	L	17-23
S-10-89	Phila	W	31-7	N-02-08	Sea	W	26-7				
D-13-92	Sea	W	20-17 (OT)	D-01-11	Sea	L	14-31				
D-03-95	Sea	L	14-26	D-07-14	Phila	L	14-24				
S-06-98	Phila	L	0-38	N-20-16	Sea	L	15-26				
S-23-01	Sea	W	27-3	D-03-17	Sea	L	10-24				

**TAMPA BAY BUCCANEERS**

**Overall: 10-11 Home: 6-6 Away: 4-5 Playoffs: 2-3**

**at Lincoln Financial Field: 1-3 at Raymond James Stadium: 3-3**

Date	Site	Result	Score	Date	Site	Result	Score	Date	Site	Result	Score
S-18-77	Phila	W	13-3	J-06-02	TB	W	17-13	O-13-13	TB	W	31-20
<b>D-29-79</b>	<b>TB (d)</b>	<b>L</b>	<b>17-24</b>	<b>J-12-02</b>	<b>Phila (w)</b>	<b>W</b>	<b>31-9</b>	N-22-15	Phila	L	17-45
O-25-81	Phila	W	20-10	O-20-02	Phila	W	20-10	S-16-18	TB	L	21-27
S-04-88	TB	W	41-14	<b>J-19-03</b>	<b>Phila (c)</b>	<b>L</b>	<b>10-27</b>	O-14-21	Phila	L	22-28
O-06-91	TB	L	13-14	S-08-03	Phila	L	0-17	<b>J-16-22</b>	<b>TB (w)</b>	<b>L</b>	<b>15-31</b>
S-03-95	Phila	L	6-21	O-22-06	TB	L	21-23				
S-19-99	Phila	L	5-19	O-11-09	Phila	W	33-14				
<b>D-31-00</b>	<b>Phila (w)</b>	<b>W</b>	<b>21-3</b>	D-09-12	TB	W	23-21				

**TENNESSEE TITANS**

**Overall: 8-5 Home: 5-2 Away: 3-3 Playoffs: 0-0**

**at Lincoln Financial Field: 2-1 at Nissan Stadium: 0-3**

Date	Site	Result	Score	Date	Site	Result	Score	Date	Site	Result	Score
N-12-72	Hou	W	18-17	O-24-94	Phila	W	21-6	N-23-14	Phila	W	43-24
D-16-79	Hou	W	26-20	D-03-00	Phila	L	13-15	S-30-18	Ten	L	23-26 (OT)
D-19-82	Phila	W	35-14	S-08-02	Ten	L	24-27	D-04-22	Phila	W	35-10
O-02-88	Phila	W	32-23	N-19-06	Phila	L	13-31				
D-02-91	Hou	W	13-6	O-24-10	Ten	L	19-37				



**WASHINGTON COMMANDERS**

**Overall: 83-89-6 Home: 42-44-3 Away: 41-45-3 Playoffs: 0-1**

**at Lincoln Financial Field: 11-9 at FedExField: 16-10**

Date	Site	Result	Score	Date	Site	Result	Score	Date	Site	Result	Score
O-21-34	Bos	L	0-6	N-01-64	Phila	L	10-21	O-09-94	Phila	W	21-17
N-18-34	Phila	L	7-14	O-31-65	Was	L	21-23	O-30-94	Was	W	31-29
N-03-35	Bos	W	7-6	N-14-65	Phila	W	21-14	O-08-95	Phila	W	37-34 (OT)
S-20-36	Phila	L	3-26	O-30-66	Phila	L	13-27	N-26-95	Was	W	14-7
O-18-36	Bos	L	7-17	D-18-66	Was	W	37-28	S-01-96	Was	W	17-14
O-10-37	Was	W	14-0	S-17-67	Phila	W	35-24	N-17-96	Phila	L	21-26
O-24-37	Phila	L	7-10	D-03-67	Was	T	35-35	O-05-97	Phila	W	24-10
S-11-38	Phila	L	23-26	O-06-68	Was	L	14-17	D-21-97	Was	L	32-35
O-23-38	Was	L	14-20	N-10-68	Phila	L	10-16	O-11-98	Phila	W	17-12
S-17-39	Phila	L	0-7	N-09-69	Was	T	28-28	N-15-98	Was	L	3-28
N-05-39	Was	L	6-7	D-07-69	Phila	L	29-34	N-14-99	Phila	W	35-28
O-20-40	Phila	L	17-34	O-04-70	Phila	L	21-33	N-28-99	Was	L	17-20 (OT)
D-01-40	Was	L	6-13	D-13-70	Was	L	6-24	O-08-00	Phila	L	14-17
O-19-41	Phila	L	17-21	N-07-71	Was	T	7-7	N-26-00	Was	W	23-20
D-07-41	Was	L	14-20	N-28-71	Phila	L	13-20	N-25-01	Phila	L	3-13
O-04-42	Phila	L	10-14	O-08-72	Was	L	0-14	D-16-01	Was	W	20-6
N-01-42	Was	L	27-30	D-03-72	Phila	L	7-23	S-16-02	Was	W	37-7
N-07-43	Phila	T	14-14	S-30-73	Phila	L	7-28	D-15-02	Phila	W	34-21
N-28-43	Was	W	27-14	D-16-73	Was	L	20-38	O-05-03	Phila	W	27-25
O-08-44	Phila	T	31-31	N-10-74	Phila	L	20-27	D-27-03	Was	W	31-7
N-19-44	Was	W	37-7	N-24-74	Was	L	7-26	N-21-04	Phila	W	28-6
O-21-45	Was	L	14-24	O-05-75	Phila	W	26-10	D-12-04	Was	W	17-14
N-24-45	Phila	W	16-0	D-21-75	Was	W	26-3	N-06-05	Was	L	10-17
O-27-46	Was	W	28-24	S-27-76	Phila	L	17-20 (OT)	J-01-06	Phila	L	20-31
N-24-46	Phila	L	10-27	N-28-76	Was	L	0-24	N-12-06	Phila	W	27-3
S-28-47	Phila	W	45-42	O-30-77	Was	L	17-23	D-10-06	Was	W	21-19
N-02-47	Was	W	38-14	N-13-77	Phila	L	14-17	S-17-07	Phila	L	12-20
O-17-48	Was	W	45-0	S-10-78	Was	L	30-35	N-11-07	Was	W	33-25
N-21-48	Phila	W	42-21	O-15-78	Phila	W	17-10	O-05-08	Phila	L	17-23
O-23-49	Phila	W	49-14	O-07-79	Phila	W	28-17	D-21-08	Was	L	3-10
N-13-49	Was	W	44-21	O-21-79	Was	L	7-17	O-26-09	Was	W	27-17
O-29-50	Phila	W	35-3	O-05-80	Phila	W	24-14	N-29-09	Phila	W	27-24
N-12-50	Was	W	33-0	N-16-80	Was	W	24-0	O-03-10	Phila	L	12-17
O-28-51	Phila	L	23-27	S-27-81	Phila	W	36-13	N-15-10	Was	W	59-28
D-02-51	Was	W	35-21	D-06-81	Was	L	13-15	O-16-11	Was	W	20-13
N-09-52	Phila	W	38-20	S-12-82	Phila	L	34-37 (OT)	J-01-12	Phila	W	34-10
D-14-52	Was	L	21-27	N-28-82	Was	L	9-13	N-18-12	Was	L	6-31
O-02-53	Phila	T	21-21	S-11-83	Phila	L	13-23	D-23-12	Phila	L	20-27
D-06-53	Was	L	0-10	N-27-83	Was	L	24-28	S-09-13	Was	W	33-27
O-17-54	Was	W	49-21	S-30-84	Was	L	0-20	N-17-13	Phila	W	24-16
N-28-54	Phila	W	41-33	N-18-84	Phila	W	16-10	S-21-14	Phila	W	37-34
O-01-55	Phila	L	30-31	S-22-85	Was	W	19-6	D-20-14	Was	L	24-27
N-06-55	Was	L	21-34	D-08-85	Phila	L	12-17	O-04-15	Was	L	20-23
O-06-56	Phila	W	13-9	S-07-86	Was	L	14-41	D-26-15	Phila	L	24-38
D-09-56	Was	L	17-19	D-21-86	Phila	L	14-21	O-16-16	Was	L	20-27
N-24-57	Phila	W	21-12	S-13-87	Was	L	24-34	D-11-16	Phila	L	22-27
D-08-57	Was	L	7-42	N-08-87	Phila	W	31-27	S-10-17	Was	W	30-17
S-28-58	Phila	L	14-24	S-18-88	Was	L	10-17	O-23-17	Phila	W	34-24
D-14-58	Was	L	0-20	D-04-88	Phila	L	19-20	D-03-18	Phila	W	28-13
N-01-59	Phila	W	30-23	S-17-89	Was	W	42-37	D-30-18	Was	W	24-0
D-06-59	Was	W	34-14	N-12-89	Phila	L	3-10	S-08-19	Phila	W	32-27
N-13-60	Phila	W	19-13	O-21-90	Was	L	7-13	D-15-19	Was	W	37-27
D-18-60	Was	W	38-28	N-12-90	Phila	W	28-14	S-13-20	Was	L	17-27
S-24-61	Phila	W	14-7	<b>J-05-91</b>	<b>Phila (f)</b>	<b>L</b>	<b>6-20</b>	J-03-21	Phila	L	14-20
O-29-61	Was	W	27-24	S-30-91	Was	L	0-23	D-21-21	Phila	W	27-17
O-21-62	Phila	L	21-27	D-22-91	Phila	W	24-22	J-02-22	Was	W	20-16
D-02-62	Was	W	37-14	O-18-92	Was	L	12-16	S-25-22	Was	W	24-8
O-13-63	Was	W	37-24	D-20-92	Phila	W	17-13	N-14-22	Phila	L	21-32
N-24-63	Phila	L	10-13	S-19-93	Phila	W	34-31				
O-11-64	Was	L	20-35	N-28-93	Was	W	17-14				

*Note: Franchise in Boston prior to 1937 and was previously known as the Washington Football Team (2020-21) before being renamed Commanders in 2022*





ALL-TIME PRESEASON RESULTS

**2022 (1-2)**

A-12 NY Jets .....L, 21-24  
 A-21 at Cleveland .....W, 21-20  
 A-27 at Miami .....L, 48-10

**2021 (0-2-1)**

A-12 Pittsburgh .....L, 16-24  
 A-19 New England .....L, 0-35  
 A-27 at NY Jets .....T, 31-31

**2019 (1-3)**

A-08 Tennessee .....L, 10-27  
 A-15 at Jacksonville .....W, 24-10  
 A-22 Baltimore .....L, 15-26  
 A-29 at NY Jets .....L, 0-6

**2018 (1-3)**

A-09 Pittsburgh .....L, 14-31  
 A-16 at New England .....L, 20-37  
 A-23 at Cleveland .....L, 0-5  
 A-30 NY Jets .....W, 10-9

**2017 (2-2)**

A-10 at Green Bay .....L, 9-24  
 A-17 Buffalo .....W, 20-16  
 A-24 Miami .....W, 38-31  
 A-31 at NY Jets .....L, 10-16

**2016 (4-0)**

A-11 Tampa Bay .....W, 17-9  
 A-18 at Pittsburgh .....W, 17-0  
 A-27 at Indianapolis .....W, 33-23  
 S-01 NY Jets .....W, 14-6

**2015 (3-1)**

A-16 Indianapolis .....W, 36-10  
 A-22 Baltimore .....W, 40-17  
 A-29 at Green Bay .....W, 39-26  
 S-03 at NY Jets .....L, 18-24

**2014 (2-2)**

A-08 at Chicago .....L, 28-34  
 A-15 at New England .....L, 35-42  
 A-21 Pittsburgh .....W, 31-21  
 A-28 NY Jets .....W, 37-7

**2013 (2-2)**

A-09 New England .....L, 22-31  
 A-15 Carolina .....W, 14-9  
 A-24 at Jacksonville .....W, 31-24  
 A-29 at NY Jets .....L, 20-27

**2012 (4-0)**

A-09 Pittsburgh .....W, 24-23  
 A-20 at New England .....W, 27-17  
 A-24 at Cleveland .....W, 27-10  
 A-30 NY Jets .....W, 28-10

**2011 (3-1)**

A-11 Baltimore .....W, 13-6  
 A-18 at Pittsburgh .....L, 14-24  
 A-25 Cleveland .....W, 24-14  
 S-01 at NY Jets .....W, 24-14

**2010 (2-2)**

A-13 Jacksonville .....W, 28-27  
 A-20 at Cincinnati .....L, 9-22  
 A-27 at Kansas City .....W, 20-17  
 S-02 NY Jets .....L, 17-21

**2009 (1-3)**

A-13 New England .....L, 25-27  
 A-20 at Indianapolis .....L, 15-23  
 A-27 Jacksonville .....W, 33-32  
 S-03 at NY Jets .....L, 27-38

**2008 (2-2)**

A-08 at Pittsburgh .....L, 10-16  
 A-14 Carolina .....W, 24-13  
 A-22 at New England .....W, 27-17  
 A-28 NY Jets .....L, 20-27

**2007 (1-3)**

A-13 at Baltimore .....L, 3-29  
 A-17 Carolina .....W, 27-10  
 A-26 at Pittsburgh .....L, 13-27  
 A-30 NY Jets .....L, 11-13

**2006 (2-3)**

A-06 Oakland (Canton, OH) .....L, 10-16  
 A-10 Cleveland .....W, 20-7  
 A-17 at Baltimore .....L, 10-20  
 A-25 Pittsburgh .....W, 16-7  
 S-01 at NY Jets .....L, 17-20

**2005 (2-2)**

A-15 at Pittsburgh .....L, 31-38  
 A-20 at Baltimore .....W, 20-14  
 A-26 Cincinnati .....W, 27-17  
 S-01 NY Jets .....L, 14-37

**2004 (1-3)**

A-13 at New England .....L, 6-24  
 A-20 Baltimore .....W, 26-17  
 A-26 Pittsburgh .....L, 21-27  
 S-03 at NY Jets .....L, 27-28

**2003 (2-2)**

A-11 at New Orleans .....W, 27-17  
 A-16 at Pittsburgh .....W, 21-16  
 A-22 New England .....L, 12-24  
 A-28 NY Jets .....L, 9-17

**2002 (1-3)**

A-10 Green Bay .....W, 20-13  
 A-17 at New England .....L, 15-16  
 A-23 Baltimore .....L, 12-13  
 A-30 at NY Jets .....L, 16-23

**2001 (2-1)**

A-13 Baltimore .....Canceled  
 A-18 at Buffalo .....L, 3-6  
 A-23 at Tennessee .....W, 20-14  
 A-30 NY Jets .....W, 13-12

**2000 (1-3)**

J-30 at Cleveland .....L, 22-33  
 A-05 at Baltimore .....L, 13-16  
 A-18 Tennessee .....W, 34-32  
 A-24 Buffalo .....L, 12-16

**1999 (1-3)**

A-12 Baltimore .....L, 7-10  
 A-20 at NY Jets .....L, 9-10  
 A-26 at Minnesota .....L, 13-17  
 S-02 Cleveland .....W, 30-17

**1998 (1-3)**

A-06 NY Jets .....L, 15-29  
 A-14 Pittsburgh .....W, 21-17  
 A-24 at Baltimore .....L, 6-23  
 A-29 at New England .....L, 7-24

**1997 (1-3)**

A-02 at NY Jets .....L, 17-31  
 A-11 at Pittsburgh .....L, 26-42  
 A-16 Baltimore .....W, 24-13  
 A-21 New England .....L, 14-28

**1996 (2-2)**

A-03 at Baltimore .....L, 9-17  
 A-08 NY Jets .....W, 30-16  
 A-18 at New England .....L, 10-37  
 A-23 Pittsburgh .....W, 20-19

**1995 (4-0)**

A-05 Atlanta .....W, 25-17  
 A-12 NY Jets (Jackson, MS) .....W, 13-10  
 A-17 New England .....W, 31-7  
 A-24 at Pittsburgh .....W, 16-6

**1994 (1-3)**

A-05 at Chicago .....L, 6-12  
 A-13 NY Jets .....L, 24-34  
 A-20 Cincinnati .....W, 17-7  
 A-26 at Atlanta .....L, 12-20

**1993 (3-2)**

A-01 New Orleans (Tokyo) .....L, 16-28  
 A-08 Chicago .....W, 13-9  
 A-13 at NY Jets .....W, 24-13  
 A-21 Atlanta .....W, 37-20  
 A-27 at Cincinnati .....L, 3-23

**1992 (2-3)**

A-01 NY Jets (Canton, OH) .....L, 14-41  
 A-08 at Pittsburgh .....W, 35-33  
 A-15 Cincinnati .....W, 27-17  
 A-23 at Atlanta .....L, 10-20  
 A-27 NY Jets .....L, 13-22

**1991 (4-1)**

J-28 Buffalo (London) .....L, 13-17  
 A-03 at NY Jets .....W, 24-10  
 A-10 at Cincinnati .....W, 29-24  
 A-17 Pittsburgh .....W, 21-20  
 A-23 Indianapolis .....W, 23-21

**1990 (2-2)**

A-11 NY Jets .....L, 6-17  
 A-18 Miami .....W, 23-14  
 A-27 at Indianapolis .....W, 17-16  
 S-01 at Pittsburgh .....L, 10-20



ALL-TIME PRESEASON RESULTS (CONTINUED)

**1989 (4-1)**

A-06 Cleveland (London).....W, 17-13  
 A-12 Atlanta.....W, 23-17  
 A-20 NY Jets (Raleigh, NC).....L, 10-19  
 A-26 Pittsburgh.....W, 38-14  
 S-02 at Miami.....W 20-10

**1988 (2-2)**

A-06 NY Jets.....W, 23-12  
 A-14 at Pittsburgh.....L, 16-21  
 A-20 New England.....L, 21-24  
 A-25 at Detroit.....W, 27-9

**1987 (1-3)**

A-15 at NY Jets.....L, 10-13  
 A-23 at New England.....W, 19-13  
 A-29 Miami.....L, 3-35  
 S-03 Detroit.....L, 3-36

**1986 (1-3)**

A-08 at Detroit.....W, 17-9  
 A-16 at San Diego.....L, 38-45  
 A-23 Miami.....L, 15-20  
 A-28 NY Jets.....L, 30-37

**1985 (3-1)**

A-10 at NY Jets.....W, 37-17  
 A-17 at Cleveland.....L, 14-28  
 A-23 LA Rams (Columbus, OH).....W, 14-12  
 A-29 Detroit.....W, 20-16

**1984 (2-2)**

A-04 at Detroit.....L, 14-17  
 A-11 at Pittsburgh.....L, 17-20  
 A-18 at Minnesota.....W, 31-10  
 A-23 Cleveland.....W, 20-19

**1983 (3-1)**

A-05 Detroit.....W, 21-17  
 A-13 at San Diego.....W, 21-20  
 A-20 at Green Bay.....W, 27-14  
 A-25 Pittsburgh.....L, 3-10

**1982 (1-3)**

A-14 at Tampa Bay.....L, 7-35  
 A-20 New England.....W, 14-7  
 A-27 at Atlanta.....L, 21-24  
 S-04 at Pittsburgh.....L, 24-27

**1981 (2-2)**

A-06 at Houston.....L, 10-13  
 A-15 Pittsburgh.....W, 36-20  
 A-23 New Orleans (Syracuse, NY).....W, 37-7  
 A-29 at NY Jets.....L, 3-14

**1980 (3-1)**

A-09 at Buffalo.....W, 24-9  
 A-15 NY Jets.....W, 28-13  
 A-24 at New England.....W, 23-17  
 A-30 at Oakland.....L, 23-24

**1979 (1-3)**

A-03 at Baltimore.....L, 14-17  
 A-09 at Kansas City.....L, 21-24  
 A-17 Baltimore.....W, 31-17  
 A-24 at Miami.....L, 13-14

**1978 (4-1)**

J-29 Miami (Canton, OH).....W, 17-3  
 A-05 New Orleans (Mexico City).....L, 7-14  
 A-14 at Houston.....W, 28-10  
 A-19 at Atlanta.....W, 24-7  
 A-25 NY Jets.....W, 14-0

**1977 (3-3)**

A-05 at NY Jets.....W, 21-3  
 A-13 at LA Rams.....L, 3-20  
 A-22 New England.....W, 21-10  
 A-28 Denver.....W, 28-24  
 S-02 at Pittsburgh.....L, 13-21  
 S-09 at Green Bay.....L, 16-24

**1976 (0-6)**

J-31 at San Diego.....L, 7-20  
 A-09 Pittsburgh.....L, 7-14  
 A-14 at Miami.....L, 16-24  
 A-23 Cleveland.....L, 17-21  
 A-28 at Minnesota.....L, 16-20  
 S-05 at New England.....L, 7-20



ALL-TIME PLAYOFF RESULTS

Date	Playoff	Opponent	Result	Site	Attendance	Head Coach
Sun., Dec. 21, 1947	NFL Divisional	Pittsburgh Steelers	W, 21-0	Pittsburgh	35,729	Greasy Neale
Sun., Dec. 28, 1947	NFL Championship	Chicago Cardinals	L, 21-28	Chicago	30,759	Greasy Neale
Sun., Dec. 19, 1948	NFL Championship	Chicago Cardinals	W, 7-0	Philadelphia	36,309	Greasy Neale
Sun., Dec. 18, 1949	NFL Championship	Los Angeles Rams	W, 14-0	Los Angeles	27,980	Greasy Neale
Mon., Dec. 26, 1960	NFL Championship	Green Bay Packers	W, 17-13	Philadelphia	67,325	Buck Shaw
Sun., Dec. 24, 1978	NFC Wild Card	Atlanta Falcons	L, 13-14	Atlanta	49,447	Dick Vermeil
Sun., Dec. 23, 1979	NFC Wild Card	Chicago Bears	W, 27-17	Philadelphia	69,397	Dick Vermeil
Sat., Dec. 29, 1979	NFC Divisional	Tampa Bay Buccaneers	L, 17-24	Tampa Bay	71,402	Dick Vermeil
Sat., Jan. 3, 1981	NFC Divisional	Minnesota Vikings	W, 31-16	Philadelphia	68,434	Dick Vermeil
Sun., Jan. 11, 1981	NFC Championship	Dallas Cowboys	W, 20-7	Philadelphia	70,696	Dick Vermeil
Sun., Jan. 25, 1981	Super Bowl 15	Oakland Raiders	L, 10-27	New Orleans	75,500	Dick Vermeil
Sun., Dec. 27, 1981	NFC Wild Card	New York Giants	L, 21-27	Philadelphia	71,611	Dick Vermeil
Sat., Dec. 31, 1988	NFC Divisional	Chicago Bears	L, 12-20	Chicago	65,534	Buddy Ryan
Sun., Dec. 31, 1989	NFC Wild Card	Los Angeles Rams	L, 7-21	Philadelphia	57,869	Buddy Ryan
Sat., Jan. 5, 1991	NFC Wild Card	Washington	L, 6-20	Philadelphia	65,287	Buddy Ryan
Sun., Jan. 3, 1993	NFC Wild Card	New Orleans Saints	W, 36-20	New Orleans	68,893	Rich Kotite
Sun., Jan. 10, 1993	NFC Divisional	Dallas Cowboys	L, 10-34	Dallas	63,721	Rich Kotite
Sat., Dec. 30, 1995	NFC Wild Card	Detroit Lions	W, 58-37	Philadelphia	66,099	Ray Rhodes
Sun., Jan. 7, 1996	NFC Divisional	Dallas Cowboys	L, 11-30	Dallas	64,371	Ray Rhodes
Sun., Dec. 29, 1996	NFC Wild Card	San Francisco 49ers	L, 0-14	San Francisco	56,460	Ray Rhodes
Sun., Dec. 31, 2000	NFC Wild Card	Tampa Bay Buccaneers	W, 21-3	Philadelphia	65,813	Andy Reid
Sun., Jan. 7, 2001	NFC Divisional	New York Giants	L, 10-20	New York	78,765	Andy Reid
Sat., Jan. 12, 2002	NFC Wild Card	Tampa Bay Buccaneers	W, 31-9	Philadelphia	65,847	Andy Reid
Sat., Jan. 19, 2002	NFC Divisional	Chicago Bears	W, 33-19	Chicago	66,944	Andy Reid
Sun., Jan. 27, 2002	NFC Championship	St. Louis Rams	L, 24-29	St. Louis	66,502	Andy Reid
Sat., Jan. 11, 2003	NFC Divisional	Atlanta Falcons	W, 20-6	Philadelphia	66,452	Andy Reid
Sun., Jan. 19, 2003	NFC Championship	Tampa Bay Buccaneers	L, 10-27	Philadelphia	66, 713	Andy Reid
Sun., Jan. 11, 2004	NFC Divisional	Green Bay Packers	W, 20-17 (OT)	Philadelphia	67,707	Andy Reid
Sun., Jan. 18, 2004	NFC Championship	Carolina Panthers	L, 3-14	Philadelphia	67,862	Andy Reid
Sun., Jan. 16, 2005	NFC Divisional	Minnesota Vikings	W, 27-14	Philadelphia	67,722	Andy Reid
Sun., Jan. 23, 2005	NFC Championship	Atlanta Falcons	W, 27-10	Philadelphia	67,717	Andy Reid
Sun., Feb. 6, 2005	Super Bowl 39	New England Patriots	L, 21-24	Jacksonville	78,125	Andy Reid
Sun., Jan. 7, 2007	NFC Wild Card	New York Giants	W, 23-20	Philadelphia	69,094	Andy Reid
Sat., Jan. 13, 2007	NFC Divisional	New Orleans Saints	L, 24-27	New Orleans	70,001	Andy Reid
Sun., Jan. 4, 2009	NFC Wild Card	Minnesota Vikings	W, 26-14	Minneapolis	61,746	Andy Reid
Sun., Jan. 11, 2009	NFC Divisional	New York Giants	W, 23-11	New York	79,193	Andy Reid
Sun., Jan. 18, 2009	NFC Championship	Arizona Cardinals	L, 25-32	Glendale	70,650	Andy Reid
Sat., Jan. 9, 2010	NFC Wild Card	Dallas Cowboys	L, 14-34	Dallas	92,951	Andy Reid
Sun., Jan. 9, 2011	NFC Wild Card	Green Bay Packers	L, 16-21	Philadelphia	69,144	Andy Reid
Sat., Jan. 4, 2014	NFC Wild Card	New Orleans Saints	L, 24-26	Philadelphia	69,144	Chip Kelly
Sat., Jan. 13, 2018	NFC Divisional	Atlanta Falcons	W, 15-10	Philadelphia	69,596	Doug Pederson
Sun., Jan. 21, 2018	NFC Championship	Minnesota Vikings	W, 38-7	Philadelphia	69,596	Doug Pederson
Sun., Feb. 4, 2018	Super Bowl	New England Patriots	W, 41-33	Minneapolis	67,612	Doug Pederson
Sun., Jan. 6, 2019	NFC Wild Card	Chicago Bears	W, 16-15	Chicago	62,462	Doug Pederson
Sun., Jan. 13, 2019	NFC Divisional	New Orleans Saints	L, 14-20	New Orleans	73, 027	Doug Pederson
Sun., Jan. 5, 2020	NFC Wild Card	Seattle Seahawks	L, 9-17	Philadelphia	69,796	Doug Pederson
Sun., Jan. 16, 2022	NFC Wild Card	Tampa Bay Buccaneers	L, 15-31	Tampa Bay	65,077	Nick Sirianni
Sat., Jan. 21, 2023	NFC Divisional	New York Giants	W, 38-7	Philadelphia	69,879	Nick Sirianni
Sun., Jan. 29, 2023	NFC Championship	San Francisco 49ers	W, 31-7	Philadelphia	69,879	Nick Sirianni
Sun., Feb. 12, 2023	Super Bowl	Kansas City Chiefs	L, 35-38	Kansas City	67,827	Nick Sirianni

PLAYOFF GAME BREAKDOWN

Overall Record .....	25-25	NFC Championship .....	4-4
Home .....	17-8	NFC Divisional .....	9-7
Road .....	7-14	NFC Wild Card .....	8-10
Super Bowl .....	1-3	Overtime .....	1-0
NFL Championship .....	3-1	Points Scored-Allowed .....	1,033-931



## EAGLES ALL-TIME PRIMETIME GAMES

Date	Opponent	Result	Network	Date	Opponent	Result	Network
Mon., Nov. 23, 1970	NY Giants	W, 23-20	ABC	Sun., Nov. 26, 2006	at Indianapolis	L, 21-45	NBC
Mon., Oct. 2, 1972	NY Giants	L, 12-27	ABC	Mon., Dec. 4, 2006	Carolina	W, 27-24	ESPN
Mon., Sept. 23, 1974	Dallas	W, 13-10	ABC	Sat., Jan. 13, 2007	at N. Orleans (NFCD)	L, 24-27	FOX
Mon., Nov. 3, 1975	LA Rams	L, 3-42	ABC	Mon., Sept. 17, 2007	Washington	L, 12-20	ESPN
Mon., Sept. 27, 1976	Washington	L, 17-20 (OT)	ABC	Sun., Sept. 30, 2007	at NY Giants	L, 3-16	NBC
Mon., Sept 10, 1979	Atlanta	L, 10-14	ABC	Sun., Nov. 4, 2007	Dallas	L, 17-38	NBC
Mon., Nov. 12, 1979	at Dallas	W, 31-21	ABC	Sun., Nov. 25, 2007	at New England	L, 31-28	NBC
Mon., Sept. 22, 1980	NY Giants	W, 35-3	ABC	Mon., Sept. 15, 2008	at Dallas	L, 37-41	ESPN
Thurs., Sept 17, 1981	at Buffalo	W, 20-14	ABC	Sun., Sept. 28, 2008	at Chicago	L, 20-24	NBC
Mon., Oct. 5, 1981	Atlanta	W, 16-13	ABC	Sun., Nov. 9, 2008	NY Giants	L, 31-36	NBC
Mon., Nov 30, 1981	at Miami	L, 10-13	ABC	Thurs., Nov. 27, 2008	Arizona	W, 48-20	NFLN
Mon., Oct. 10, 1988	NY Giants	W, 24-13	ABC	Mon., Dec. 15, 2008	Cleveland	W, 30-10	ESPN
Mon., Oct 2, 1989	at Chicago	L, 13-27	ABC	Mon., Oct.26, 2009	at Washington	W, 27-17	ESPN
Mon., Dec. 18, 1989	at New Orleans	L, 20-30	ABC	Sun., Nov. 8, 2009	Dallas	L, 16-20	NBC
Sun., Sept. 9, 1990	at NY Giants	L, 20-27	TNT	Sun., Nov. 22, 2009	at Chicago	W, 24-20	NBC
Mon., Oct. 15, 1990	Minnesota	W, 32-24	ABC	Sun., Dec. 13, 2009	at NY Giants	W, 45-38	NBC
Mon., Nov. 12, 1990	Washington	W, 28-14	ABC	Sat., Jan. 9, 2010	at Dallas (NFCW)	L, 14-34	NBC
Sun., Dec. 9, 1990	at Miami	L, 20-23	ESPN	Sun., Oct. 10, 2010	at San Francisco	W, 27-24	NBC
Mon., Sept. 30, 1991	at Washington	L, 0-23	ABC	Mon., Nov. 15, 2010	at Washington	W, 59-28	ESPN
Mon., Nov. 4, 1991	NY Giants	W, 30-7	ABC	Sun., Nov. 21, 2010	NY Giants	W, 27-17	NBC
Mon., Dec. 2, 1991	at Houston Oilers	W, 13-6	ABC	Thurs., Dec. 2, 2010	Houston	W, 34-24	NFLN
Sun., Sept. 13, 1992	at Phoenix	W, 31-14	TNT	Sun., Dec. 12, 2010	at Dallas	W, 30-27	NBC
Mon., Oct. 5, 1992	Dallas	W, 31-7	ABC	Tues., Dec. 28, 2010	Minnesota	L, 14-24	NBC
Mon., Dec. 6, 1993	at Dallas	L, 17-23	ABC	Sun., Sep. 18, 2011	at Atlanta	L, 31-35	NBC
Sun., Dec. 19, 1993	at Indianapolis	W, 20-10	ESPN	Sun., Oct. 30, 2011	Dallas	W, 34-7	NBC
Mon., Jan. 3, 1994	at San Francisco	W, 37-34 (OT)	ABC	Mon., Nov. 7, 2011	Chicago	L, 24-30	ESPN
Mon., Sept. 12, 1994	Chicago	W, 30-22	ABC	Sun., Nov. 20, 2011	at NY Giants	W, 17-10	NBC
Sun., Oct. 9, 1994	Washington	W, 21-17	TNT	Thu., Dec. 1, 2011	at Seattle	L, 14-31	NFLN
Mon., Oct. 24, 1994	Houston Oilers	W, 21-6	ABC	Sun., Sep. 30, 2012	NY Giants	W, 19-17	NBC
Sun., Sept. 10, 1995	at Arizona	W, 31-19	TNT	Mon., Nov. 5, 2012	at New Orleans	L, 13-28	ESPN
Mon., Nov. 6, 1995	at Dallas	L, 12-34	ABC	Mon., Nov. 26, 2012	Carolina	L, 22-30	ESPN
Sun., Nov. 12, 1995	Denver	W, 31-13	ESPN	Sun., Dec. 2, 2012	at Dallas	L, 33-38	NBC
Mon., Sept. 9, 1996	at Green Bay	L, 13-39	ABC	Thu., Dec. 13, 2012	vs. Cincinnati	L, 13-34	NFLN
Sun., Sept. 22, 1996	at Atlanta	W, 33-18	TNT	Mon., Sep. 9, 2013	at Washington	W, 33-27	ESPN
Mon., Sept. 30, 1996	Dallas	L, 19-23	ABC	Thu., Sep. 19, 2013	Kansas City	L, 16-26	NFLN
Thurs., Dec. 5, 1996	at Indianapolis	L, 10-37	ESPN	Sun., Dec. 22, 2013	Chicago	W, 54-11	NBC
Mon., Sept. 15, 1997	at Dallas	L, 20-21	ABC	Sun., Dec. 29, 2013	at Dallas	W, 24-22	NBC
Sun., Sept. 28, 1997	at Minnesota	L, 19-28	TNT	Sat., Jan. 4, 2014	New Orleans (NFCW)	L, 24-26	NBC
Mon., Nov. 10, 1997	San Francisco	L, 12-24	ABC	Mon., Sep. 15, 2014	at Indianapolis	W, 30-27	ESPN
Sun., Sept. 20, 1998	at Arizona	L, 3-17	ESPN	Sun., Oct. 12, 2014	NY Giants	W, 27-0	NBC
Mon., Nov. 2, 1998	Dallas	L, 0-34	ABC	Mon., Nov. 10, 2014	Carolina	W, 45-21	ESPN
Thurs., Dec. 3, 1998	St. Louis	W, 17-14	ESPN	Sun., Dec. 14, 2014	Dallas	L, 27-38	NBC
Sun., Oct. 1, 2000	Atlanta	W, 38-10	ESPN	Mon., Sep. 14, 2015	at Atlanta	L, 24-26	ESPN
Sun., Sept. 30, 2001	Dallas	W, 40-18	ESPN	Mon., Oct. 19, 2015	NY Giants	W, 27-7	ESPN
Mon., Oct. 22, 2001	at NY Giants	W, 10-9	ABC	Sun., Oct. 25, 2015	at Carolina	L, 16-27	NBC
Thurs., Nov. 29, 2001	at Kansas City	W, 23-10	ESPN	Sun., Nov. 8, 2015	at Dallas	W, 33-27 (OT)	NBC
Sun., Jan. 6, 2002	at Tampa Bay	W, 17-13	ESPN	Sun., Dec. 20, 2015	Arizona	L, 17-40	NBC
Mon., Sept. 16, 2002	at Washington	W, 37-7	ABC	Sat., Dec. 26, 2015	Washington	L, 24-38	NFLN
Mon., Oct. 28, 2002	NY Giants	W, 17-3	ABC	Mon., Sep. 19, 2016	at Chicago	W, 29-14	ESPN
Mon., Nov. 25, 2002	at San Francisco	W, 38-17	ABC	Sun., Oct. 30, 2016	at Dallas	L, 23-29 (OT)	NBC
Sat., Dec. 21, 2002	at Dallas	W, 27-3	ESPN	Mon., Nov. 28, 2016	Green Bay	L, 13-27	ESPN
Sat., Jan. 11, 2003	Atlanta (NFCD)	W, 20-6	FOX	Thu., Dec. 22, 2016	NY Giants	W, 24-19	NFLN
Mon., Sept. 8, 2003	Tampa Bay	L, 0-17	ABC	Thu., Oct. 12, 2017	at Carolina	W, 28-23	NFLN
Mon., Nov. 10, 2003	at Green Bay	W, 17-14	ABC	Mon., Oct. 23, 2017	Washington	W, 34-24	ESPN
Mon., Dec. 15, 2003	at Miami	W, 34-27	ABC	Sun., Nov. 19, 2017	at Dallas	W, 37-9	NBC
Sat., Dec. 27, 2003	at Washington	W, 31-7	ESPN	Sun., Dec. 3, 2017	at Seattle	L, 10-24	NBC
Mon., Sept. 20, 2004	Minnesota	W, 27-16	ABC	Mon., Dec. 25, 2017	Oakland	W, 19-10	ESPN
Mon., Nov. 15, 2004	at Dallas	W, 49-21	ABC	Thu., Sep. 6, 2018	Atlanta	W, 18-12	NBC
Sun., Dec. 12, 2004	at Washington	W, 17-14	ESPN	Thu., Oct. 11, 2018	NY Giants	W, 34-13	NFLN
Mon., Dec. 27, 2004	at St. Louis	L, 7-20	ABC	Sun., Nov. 11, 2018	Dallas	L, 20-27	NBC
Mon., Sept. 12, 2005	at Atlanta	L, 10-14	ABC	Mon., Dec. 3, 2018	Washington	W, 28-13	ESPN
Sun., Nov. 6, 2005	at Washington	L, 10-17	ESPN	Sun., Dec. 16, 2018	at LA Rams	W, 30-23	NBC
Mon., Nov. 14, 2005	Dallas	L, 20-21	ABC	Sun., Sep. 15, 2019	at Atlanta	L, 20-24	NBC
Mon., Dec. 5, 2005	Seattle	L, 0-42	ABC	Thu., Sep. 26, 2019	at Green Bay	W, 34-27	FOX
Mon., Oct. 2, 2006	Green Bay	W, 31-9	ESPN	Sun., Oct. 20, 2019	at Dallas	L, 10-37	NBC





**EAGLES ALL-TIME PRIMETIME GAMES (CONTINUED)**

<u>Date</u>	<u>Opponent</u>	<u>Result</u>	<u>Network</u>
Mon., Dec. 9, 2019	NY Giants	W, 23-17	ESPN
Sun., Oct. 4, 2020	at San Francisco	W, 25-20	NBC
Thur., Oct. 22, 2020	NY Giants	W, 22-21	FOX
Sun., Nov. 1, 2020	Dallas	W, 23-9	NBC
Mon., Nov. 30, 2020	Seattle	L, 17-23	ESPN
Sun., Jan. 3, 2021	Washington	L, 14-20	NBC
Mon., Sep. 27, 2021	at Dallas	L, 21-41	ESPN
Thur., Oct 14, 2021	Tampa Bay	L, 22-28	FOX
Sat., Jan. 8, 2022	Dallas	L, 26-51	ESPN
Mon., Sep. 19, 2022	Minnesota	W, 24-7	ABC
Sun., Oct. 16, 2022	Dallas	W, 26-17	NBC
Thur., Nov. 3, 2022	Houston	W, 29-17	Amazon
Mon., Nov. 14, 2022	Washington	L, 21-32	ESPN
Sun., Nov. 27, 2022	Green Bay	W, 40-33	NBC
Sat., Jan. 21, 2023	NY Giants	W, 38-7 (NFCD)	FOX

**PRIMETIME RECORD:** 80-60    **PLAYOFFS:** 2-2

(NFCW) - NFC Wild Card Playoff game  
 (NFCD) - NFC Divisional Playoff game

**PRIMETIME RECORD BY NETWORK**

<u>Network</u>	<u>Record</u>
ABC	24-20
Amazon	1-0
ESPN	24-15
FOX	4-2
NBC	19-21
NFL Network	5-4
TNT	4-2



# ALL-TIME ROSTERS, DRAFTS & TRADES



[FRONT OFFICE & COACHING STAFF](#)

[PLAYER BIOS](#)

[2022 EAGLES STATISTICS](#)

[RECORD BOOK](#)

[ALL-TIME RESULTS](#)

[ALL-TIME ROSTERS](#)

[HONORS & HISTORY](#)

[YEAR-BY-YEAR STATISTICS](#)

[OFF THE FIELD](#)



<u>Player (College), Position</u>	<u>Years</u>
<b>A</b> Abercrombie, Walter (Baylor), RB	1988
- Abiamiri, Victor (Notre Dame), DE	2007-11
- Absher, Dick (Maryland), LB	1972
- Acho, Emmanuel (Texas), LB	2013-15
- Adams, Gary (Arkansas), DB	1969
- Adams, Jamar (Michigan), S	2010
- Adams, Josh (Notre Dame), RB	2018
- Adams, Keith (Clemson), LB	2002-05
- Adams, Theo (Hawaii), G	1995
- Agajanian, Ben (New Mexico), G	1945
- Agholor, Nelson (USC), WR	2015-19
- Aiken, Kamar (Central Florida), WR	2018
- Ajayi, Jay (Boise State), RB	2017-18, '19
- Ajitrotutu, Seyi (Fresno State), WR	2015
- Akers, David (Louisville), K	1999-2010
- Alexander, David (Tulsa), C	1987-94
- Alexander, D.J. (Oregon State), LB	2018
- Alexander, Kermit (UCLA), DB	1972-73
- Allen, Beau (Wisconsin), DT	2014-17
- Allen, Chuck (Washington), LB	1972
- Allen, Eric (Arizona State), CB	1988-94
- Allen, Ian (Purdue), T	2004
- Allen, Jackie (Baylor), DB	1972
- Allen, Kevin (Indiana), T	1985
- Allen, Nate (South Florida), S	2010-14
- Allert, Ty (Texas), LB	1987-89
- Allison, Henry (San Diego State), G	1971-72
- Alonso, Kiko (Oregon), LB	2015
- Amerson, Glen (Texas Tech), B	1961
- Amundson, George (Iowa State), RB	1975
- Anderson, Colt (Montana), S	2010-13
- Anderson, Gary (Syracuse), K	1995-96
- Anderson, Jack (Texas Tech), G	2021
- Andrews, Josh (Oregon State), G	2015-16
- Andrews, Leroy (Pittsburg State), B	1934
- Andrews, Shawn (Arkansas), T/G	2004-09
- Andrews, Stacy (Mississippi), G/T	2009
- Angelo, Jim † (Indiana (PA)), G	1987
- Antwine, Houston (Southern Illinois), DT	1972
- Arcega-Whiteside, J.J. (Stanford), WR	2019-21
- Archer, Dave (Iowa State), QB	1991-92
- Armour, Justin (Stanford), WR	1997
- Armstrong, Calvin (Washington State), T	2005
- Armstrong, Harvey (Southern Methodist), DT	1982-84
- Armstrong, Neill (Oklahoma A&M), E	1947-51
- Arnold, Grayland (Baylor), DB	2020
- Arnold, Jay (Texas), B	1937-40
- Arrington, Rick (Tulsa), QB	1970-73
- Aschbacher, Darrel (Oregon), G	1959
- Asher, Jamie (Louisville), TE	1999
- Asomugha, Nnamdi (California), CB	2011-12
- Atkins, Steve (Maryland), FB	1981
- Auer, Howard (Michigan), T	1933
- Auer, Jim † (Georgia), DE	1987
- Austin, Miles (Monmouth), WR	2015
- Autry, Darnell (Northwestern), RB	1998, '00
- Avant, Jason (Michigan), WR	2006-13
- Avery, Genard (Memphis), DE	2019-21
- Awosika, Kayode (Buffalo), G/T	2021-22
- Ayers, Marvin † (Grambling), DE	1987
<b>B</b> Bahr, Matt (Penn State), K	1993
- Bailey, David (Oklahoma State), DE	1990
- Bailey, Eric † (Kansas State), TE	1987
- Bailey, Howard (Tennessee), T	1935
- Bailey, Tom (Florida State), B	1971-74
- Bailey, Victor (Missouri), WR	1993-94
- Bair, Brandon (Oregon), DE	2014-15
- Baisi, Albert (West Virginia), G	1947
- Baker, Jason (Iowa), P	2002
- Baker, John (North Carolina Central), E	1962
- Baker, Keith (Texas Southern), WR	1985
- Baker, Ron (Oklahoma State), G	1980-88
- Baker, Sam (Oregon State), K	1964-69
- Baker, Tony (Iowa State), B	1971-72
- Baldinger, Brian (Duke), G	1992-93
- Ballman, Gary (Michigan State), E	1967-72
- Banas, Stephen (Notre Dame), B	1935
- Banducci, Bruno (Stanford), G	1944-45
- Banta, Jack (USC), B	1941, '44-45
- Barber, Shawn (Richmond), LB	2002, '06
- Barbre, Allen (Missouri Southern State), G/T	2013-16
- Barker, Bryan (Santa Clara), P	1994
- Barkley, Matt (USC), QB	2013-14
- Barlow, Corey (Auburn), CB	1992-94
- Barner, Kenjon (Oregon), RB	2015-16, '17
- Barnes, Antwan (Florida International), DE	2010
- Barnes, Bill (Wake Forest), B	1957-61
- Barnes, Larry (Tennessee State), FB	1978-79
- Barnes, Walter (LSU), G	1948-51
- <b>Barnett, Derek (Tennessee), DE</b>	<b>2017-</b>
- Barnett, Fred (Arkansas State), WR	1990-95
- Barnhardt, Dan (Centenary), B	1934
- Barni, Roy (San Francisco), B	1954-55
- Barnum, Len (West Virginia Wesleyan), B	1940-42
- Barr, Stephen (Pennsylvania), WR	1965
- Bartholomew, Sam (Tennessee), B	1941
- Bartlett, Doug (Northern Illinois), LB	1988
- Bartley, Ephesians (Florida), LB	1992
- Bartrum, Mike (Marshall), TE/LS	2000-06
- Barwin, Connor (Cincinnati), LB/DE	2013-16
- Basca, Nick (Villanova), B	1941
- Baskett, Hank (New Mexico), WR	2006-10
- Bassi, Dick (Santa Clara), G	1940
- Bassman, Herman (Ursinus), B	1936
- Battaglia, Matt † (Louisville), LB	1987
- Baughan, Maxie (Georgia Tech), LB	1960-65
- Bauman, Alfred (Northwestern), T	1947
- Bausby, De'Vante (Pittsburg State), CB	2018
- Bausch, Frank (Kansas), C	1940-41
- Bavaro, Mark (Notre Dame), TE	1993-94
- Bawel, Bibbles (Evansville), B	1952, '55-56
- Baze, Winford (Texas Tech), B	1937
- Beach, Pat (Washington State), TE	1992
- Beals, Shawn (Idaho State), WR/KR	1988
- Beatty, Will (Connecticut), T	2017
- Beaver, Jim (Florida), G	1962
- Beckles, Ian (Indiana), G	1997-98
- Bednarik, Chuck (Pennsylvania), C/LB	1949-62
- Beisler, Randy (Indiana), DE	1966-68
- Bell, Demetress (Northwestern State), T	2012
- Bell, Eddie (Pennsylvania), B	1955-58
- Bell, Joique (Wayne State), RB	2010
- Bell, Mike (Arizona), RB	2010
- Bell, Todd (Ohio State), LB	1988-89
- Bellamy, Mike (Illinois), WR	1990



- Bellamy, Victor † (Syracuse), CB.....	1987
- Bello, B.J. (Illinois State), LB.....	2018
- Bendross, Jesse † (Alabama), WR.....	1987
- Benn, Arrelious (Illinois), WR.....	2013
- Bennett, Michael (Texas A&M), DE.....	2018
- Benson, Harry (Western Maryland), G.....	1935
- Berger, Mitch (Colorado), P.....	1994
- Bergey, Bill (Arkansas State), LB.....	1974-80
- Berry, Dan (California), B.....	1967
- Berzinski, Willie (Wisconsin-LaCrosse), B.....	1956
- Betterson, James (North Carolina), RB.....	1977-78
- Bielski, Dick (Maryland), B.....	1955-59
- Bieniemy, Eric (Colorado), RB.....	1999
- Biggers, E.J. (Western Michigan), CB.....	2015
- Binotto, John (Duquesne), B.....	1942
- Bishop, Blaine (Ball State), SS.....	2002
- Bjorklund, Robert (Minnesota), C.....	1941
- Black, Michael (Sacramento State), T/G.....	1986
- Blackmore, Richard (Mississippi State), CB.....	1979-82
- Blaine, Ed (Missouri), G.....	1963-66
- Blake, Jeff (East Carolina), QB.....	2004
- <b>Blankenship, Reed (Middle Tennessee State), S.....</b>	<b>2022-</b>
- Bleamer, Jeff (Penn State), T.....	1975-76
- Bleeker, Mel (USC), B.....	1944-46
- Bloom, Jeremy (Colorado), WR.....	2006
- Blount, LeGarrette (Oregon), RB.....	2017
- Blue, Luther (Iowa State), WR.....	1980
- Blye, Ron (Notre Dame), RB.....	1969
- Boatswain, Harry (New Haven, G/T).....	1995, '97
- Boedecker, William (DePaul), B.....	1950
- Bogren, Vince (New Mexico), E.....	1944
- Bolden, Gary † (Southwestern Oklahoma State), DT.....	1987
- Boniol, Chris (Louisiana Tech), K.....	1997-98
- <b>Book, Ian (Notre Dame), QB.....</b>	<b>2022-</b>
- Booker, Lorenzo (Florida State), RB.....	2008
- Booty, John (TCU), DB.....	1991-92
- Boryla, Mike (Stanford), QB.....	1974-76
- Bostic, James (Auburn), RB.....	1998-99
- Bostic, Jason (Georgia Tech), CB.....	1999-2000
- Bougness, Lee (Louisville), B.....	1970-73
- Bouie, Kevin (Mississippi State), RB.....	1995-96
- Bova, Tony (Saint Francis), E.....	1943
- Bowman, Kevin † (San Jose State), WR.....	1987
- Boykin, Brandon (Georgia), CB.....	2012-14
- Boykin, Deral (Louisville), S.....	1996
- <b>Bradberry, James (Samford), CB.....</b>	<b>2022-</b>
- Bradford, Sam (Oklahoma), QB.....	2015
- Bradham, Nigel (Florida State), LB.....	2016-19
- Bradley, Bill (Texas), FS.....	1969-76
- Bradley, Carlos † (Wake Forest), LB.....	1987
- Bradley, Harold (Iowa), G.....	1958
- <b>Bradley, Shaun (Temple), LB.....</b>	<b>2020-</b>
- Bradley, Stewart (Nebraska), LB.....	2007-10
- Brady, Rickey (Oklahoma), TE.....	1995
- Braman, Bryan (West Texas A&M), LB/DE.....	2014-16, '17
- Bredice, John (Boston University), E.....	1956
- Brennan, Leo (Holy Cross), T.....	1942
- Brewer, Jack (Minnesota), S.....	2005
- Brewer, John (Louisville), B.....	1952-53
- Brian, William (Gonzaga), T.....	1935-36
- Bridges, Jeremy (Southern Mississippi), T/G.....	2003
- Brister, Bubby (Northeast Louisiana), QB.....	1993-94
- Britt, Rankin (Texas A&M), E.....	1939
- Brodnicki, Chuck (Temple), T.....	1934
- Brooks, Barrett (Kansas State), T.....	1995-98

- Brooks, Brandon (Miami (OH)), G.....	2016-21
- Brooks, Clifford (Tennessee State), DB.....	1975-76
- Brooks, Ron (LSU), CB.....	2016
- Brooks, Terrence (Florida State), S.....	2016
- Brooks, Tony (Notre Dame), RB.....	1992-93
- Brookshier, Tom (Colorado), B.....	1953, '56-61
- Broughton, Luther (Furman), TE.....	1997, '99-00
- Brown, Aaron (Ohio State), LB.....	1985
- <b>Brown, A.J. (Mississippi), WR.....</b>	<b>2022-</b>
- Brown, Bob (Nebraska), T.....	1964-68
- Brown, Bryce (Kansas State), RB.....	2012-13
- Brown, Cedrick (Washington), CB.....	1987
- Brown, David † (Miami (OH)), LB.....	1987
- Brown, Deauntae (Central State (OH)), CB.....	1997
- Brown, Fred (Miami (FL)), LB.....	1967-69
- Brown, Greg (Kansas State), DE.....	1981-86
- Brown, Jamon (Louisville), G.....	2020
- Brown, Jerome (Miami (FL)), DT.....	1987-91
- Brown, Na (North Carolina), WR.....	1999-2001
- Brown, Reggie (Georgia), WR.....	2005-09
- Brown, Reggie † (Oregon), RB.....	1987
- Brown, Ronnie (Auburn), RB.....	2011
- Brown, Sheldon (South Carolina), CB.....	2002-09
- Brown, Thomas (Baylor), DE.....	1980
- Brown, Timmy (Ball State), B.....	1960-67
- Brown, Willie (USC), FL.....	1966
- Brown, Zach (North Carolina), LB.....	2019
- Brumm, Don (Purdue), DE.....	1970-71
- Brunski, Andrew (Temple), C.....	1943
- Brutley, Daryon (Northern Iowa), CB.....	2003
- Bryant, Bill (Grambling), CB.....	1978
- Brzezinski, Doug (Boston College), G.....	1999-2002
- Buckhalter, Correll (Nebraska), RB.....	2001-08
- Buckley, Eldra (Tennessee-Chattanooga), RB.....	2009-10
- Budd, Frank (Villanova), E.....	1962
- Bukant, Joe (Washington-St. Louis), B.....	1938-40
- Bulaich, Norm (TCU), RB.....	1973-74
- Bull, Ron (Baylor), B.....	1971
- Bunkley, Brodrick (Florida State), DT.....	2006-10
- Bunting, John (North Carolina), LB.....	1972-82
- Burgess, Derrick (Mississippi), LB/DE.....	2001-04, '10
- Burk, Adrian (Baylor), QB.....	1951-56
- Burke, Mark (West Virginia), DB.....	1976
- Burks, Dialleo (Eastern Kentucky), WR.....	1996
- Burnett, Deontay (USC), WR.....	2019-20
- Burnette, Tom (North Carolina), B.....	1938
- Burnham, Lem (U.S. International), DE.....	1977-80
- Burnine, Hank (Missouri), E.....	1956-57
- Burroughs, Don (Colorado State), B.....	1960-64
- Burton, Trey (Florida), TE.....	2014-17
- Bushby, Thomas (Kansas State), B.....	1935
- Buss, Art (Michigan State), T.....	1936-37
- Butler, Bob (Kentucky), G.....	1962
- Butler, Hakeem (Iowa State), TE.....	2020
- Butler, John (Tennessee), B.....	1943, '45
- Byars, Keith (Ohio State), RB.....	1986-92
- Byrne, Bill (Boston College), G.....	1963

<u>Player (College), Position</u>	<u>Years</u>
<b>C</b> Cabrelli, Larry (Colgate), E.....	1941-47
- Caesar, Ivan (Boston College), LB.....	1993
- Caffey, Lee Roy (Texas A&M), LB.....	1963
- Cagle, Jim (Georgia), DT.....	1974
- Cahill, Dave (Northern Arizona), DT.....	1966
- <b>Calcaterra, Grant (Southern Methodist), TE.....</b>	<b>2022-</b>





- Caldwell, Mike (Middle Tennessee State), LB.....	1998-2001
- Calhoun, Don (Kansas State), RB.....	1982
- Calicchio, Lonny (Mississippi), K.....	1997
- Calloway, Ernie (Texas Southern), DT.....	1969-72
- Calvin, Jorrick (Troy), CB.....	2010
- Campbell, Glenn (Emporia State), E.....	1935
- Campbell, Marion (Georgia), T.....	1956-61
- Campbell, Stan (Iowa State), G.....	1959-61
- Campbell, Tommy (Iowa State), DB.....	1976
- Campfield, Billy (Kansas), RB.....	1978-82
- Campion, T.J. (Southeastern Louisiana), T.....	1947
- Canale, Rocco (Boston College), G.....	1943-45
- Carmichael, Roc (Virginia Tech), CB.....	2013-14
- Carmichael, Harold (Southern), WR.....	1971-83
- Carollo, Joe (Notre Dame), T.....	1969-70
- Carpe, Joe (Millikin), T.....	1933
- Carpenter, Rob (Syracuse), WR.....	1995
- Carr, Earl (Florida), RB.....	1979
- Carr, Jim (Charleston), B.....	1959-63
- Carrioccio, Russ (Virginia), G.....	1955
- Carroll, Nolan (Maryland), CB.....	2014-16
- Carroll, Terrence (Oregon State), S.....	2001
- Carson, Carlos (LSU), WR.....	1989
- Carter, Cris (Ohio State), WR.....	1987-89
- Carter, DeAndre (Sacramento State), WR.....	2018
- Carter, Joe (Austin), E.....	1933-40
- Case, Pete (Georgia), G.....	1962-64
- Casey, James (Rice), TE.....	2013-14
- Cassidy, Howard (Ohio State), B.....	1962
- Castiglia, Jim (Georgetown), B.....	1941, '45-46
- Caterbone, Tom † (Franklin & Marshall), CB.....	1987
- Catlin, Tom (Oklahoma), LB.....	1959
- Cavanaugh, Matt (Pittsburgh), QB.....	1986-89
- Caver, Quinton (Arkansas), LB.....	2001-02
- Celek, Brent (Cincinnati), TE.....	2007-17
- Cemore, Tony (Creighton), G.....	1941
- Ceppetelli, Gene (Villanova), C.....	1968-69
- Chachere, Andre (San Jose State), DB.....	2021-22
- Chalenski, Mike (UCLA), DE.....	1993-95
- Chaney, Jamar (Mississippi State), LB.....	2010-12
- Chapura, Dick (Missouri), DT.....	1990
- Cheek, Louis (Texas A&M), T.....	1990
- Cherry, Je'Rod (California), S.....	2000
- Cherundolo, Chuck (Penn State), C.....	1940
- Chesley, Al (Pittsburgh), LB.....	1979-82
- Chesson, Wes (Duke), WR.....	1973-74
- Christensen, Jeff (Eastern Illinois), QB.....	1984-85
- Chung, Patrick (Oregon), S.....	2013
- Chuy, Don (Clemson), G.....	1969
- Cifelli, Gus (Notre Dame), T.....	1954
- Clark, Al (Eastern Michigan), CB.....	1976
- Clark, Algy (Ohio State), B.....	1934
- Clark, Jeremy (Alabama), DT.....	2010
- Clark, Le'Raven (Texas Tech), T.....	2021
- Clark, Mike (Texas A&M), K/E.....	1963
- Clark, Willie (Notre Dame), CB.....	1997
- Clarke, Adrien (Ohio State), G.....	2004-05
- Clarke, Ken (Syracuse), DT.....	1978-87
- Clayton, Don (no college), T.....	1936
- Clayton, Keenan (Oklahoma), LB.....	2010-11
- Clement, Corey (Wisconsin), RB.....	2017-20
- Clemons, Chris (Georgia), DE.....	2008-09
- Clemons, Topper † (Wake Forest), RB.....	1987
- Cobb, Garry (USC), LB.....	1985-87
- Cody, Bill (Auburn), LB.....	1972

- Colavito, Rocky (Wake Forest), LB.....	1975
- Cole, John (St. Joseph's (PA)), B.....	1938-40
- Cole, Nick (New Mexico State), C.....	2006-10
- Cole, Trent (Cincinnati), DE/LB.....	2005-14
- Coleman, Al (Tennessee State), DB.....	1972-73
- Coleman, Kurt (Ohio State), S.....	2010-13
- Coleman, Marco (Georgia Tech), DE.....	2003
- Collie, Bruce (Texas-Arlington), G.....	1990-91
- Colman, Wayne (Temple), DB.....	1968-69
- Combs, Bill (Purdue), E.....	1942
- Concannon, Jack (Boston College), QB.....	1964-66
- Conjar, Larry (Notre Dame), B.....	1968
- Conlin, Ray † (Ohio State), DT.....	1987
- Conner, Darion (Jackson State), DE.....	1996-97
- Considine, Sean (Iowa), S.....	2005-08
- Conti, Enio (Bucknell), G.....	1941-45
- Conwell, Joe (North Carolina), T.....	1986-87
- Cook, Leon (Northwestern), T.....	1942
- Cook, Rashard (USC), S.....	1999-2002
- Cooke, Ed (Maryland), E.....	1958
- Cooper, Evan (Michigan), DB/KR.....	1984-87
- Cooper, Louis (Western Carolina), LB.....	1993
- Cooper, Richard (Tennessee), T.....	1996-98
- Cooper, Riley (Florida), WR.....	2010-15
- Copeland, Russell (Memphis State), WR.....	1997-98
- Cornish, Frank (UCLA), C.....	1995
- Cortez, Jose (Oregon State), K.....	2005
- Coston, Zed (Texas A&M), C.....	1939
- Cothren, Paige (Mississippi), B.....	1959
- Countess, Blake (Auburn), CB.....	2020
- Couplin, Jerome (William & Mary), S.....	2014-15
- <b>Covey, Britain (Utah), WR.....</b>	<b>2022-</b>
- Cowher, Bill (North Carolina State), LB.....	1983-84
- Cowhig, Jerry (Notre Dame), B.....	1951
- <b>Cox, Fletcher (Mississippi State), DT/DE.....</b>	<b>2012-</b>
- Crabb, Claude (Colorado), B.....	1964-65
- Craft, Russ (Alabama), CB/HB.....	1946-53
- Crafts, Jerry (Louisville), T/G.....	1997-98
- Crawford, Charles (Oklahoma State), RB.....	1986-87
- Creech, Bob (TCU), LB.....	1971-72
- Creswell, Smiley (Michigan State), DE.....	1985
- Crews, Terry (Western Michigan), LB.....	1996
- Cronin, Bill (Boston College), E.....	1965
- Croom, Jason (Tennessee), TE.....	2020-21
- Cross, Irv (Northwestern), DB.....	1961-65, '69
- Crowe, Larry (Texas Southern), RB.....	1972
- Crutchfield, Darrel (Clemson), CB.....	2001
- Cuba, Paul (Pittsburgh), T.....	1933-35
- Culbreath, Jim (Oklahoma), FB.....	1980
- Cullars, Willie (Kansas State), DE.....	1974
- Cumby, George † (Kentucky), LB.....	1987
- Cunningham, B.J. (Michigan State), WR.....	2013
- Cunningham, Dick (Arkansas), LB.....	1973
- Cunningham, Randall (UNLV), QB.....	1985-95
- Cuppoletti, Bree (Oregon), G.....	1939-40
- Curcio, Mike (Temple), LB.....	1981-82
- Curry, Vinny (Marshall), DE.....	2012-17, '19-20
- Curtis, Kevin (Utah State), WR.....	2007-09
- Curtis, Scott (New Hampshire), LB.....	1988
- Cyprien, Johnathan (Florida International), S.....	2019

**Player (College), Position**

**Years**

<b>D</b> D'Agostino, Frank (Auburn), G.....	1956
- Daniel, Chase (Missouri), QB.....	2016
- Daniels, Tank (Harding), LB.....	2006, '08



- Darby, Byron (USC), DE/TE .....	1983-86
- Darby, Ronald (Florida State), CB.....	2017-19
- Darilek, Trey (Texas-El Paso), T/G .....	2004-05
- Darling, James (Washington State), LB.....	1997-2000
- Darwin, Matt (Texas A&M), C .....	1986-90
- Davis, Al (Tennessee State), B.....	1971-72
- Davis, Antone (Tennessee), T .....	1991-95
- Davis, Bob (Kentucky), B.....	1942
- Davis, Jason (Illinois), FB.....	2006
- <b>Davis, Jordan (Georgia), DT .....</b>	<b>2022-</b>
- Davis, Norm (Grambling), G.....	1970
- Davis, Pernell (Alabama-Birmingham), DT.....	1999-2000
- Davis, Robert (Georgia State), WR.....	2019
- Davis, Stan (Memphis State), WR.....	1973
- Davis, Sylvester (Geneva), B.....	1933
- Davis, Tanard (Miami (FL)), CB.....	2007
- Davis, Vern (Western Michigan), DB .....	1971
- Dawkins, Brian (Clemson), FS.....	1996-2008
- Dawson, Dale (Eastern Kentucky), K.....	1988
- <b>Dean, Nakobe (Georgia), LB .....</b>	<b>2022-</b>
- Dean, Ted (Wichita State), B.....	1960-63
- DeLine, Steve (Colorado State), K.....	1989
- Dellenbach, Jeff (Wisconsin), G/C.....	1999
- DeLucca, Jerry (Middle Tennessee State), T.....	1959
- Demas, George (Washington & Jefferson), G.....	1933
- Demps, Quintin (Texas-El Paso), FS.....	2008-09
- Dempsey, Jack (Bucknell), T.....	1934, '37
- Dempsey, Tom (Palomar Junior College), K.....	1971-74
- Dennard, Mark (Texas A&M), C.....	1984-85
- Dent, Richard (Tennessee State), DE .....	1997
- DeSantis, Dan (Niagara), B.....	1941
- Detmer, Koy (Colorado), QB .....	1997-2006
- Detmer, Ty (BYU), QB .....	1996-97
- DeVan, Kyle (Oregon State), G.....	2011
- DeVaughn, Dennis (Bishop), DB.....	1982-83
- Dial, Alan (UCLA), DB.....	1989
- Dial, Benjy (Eastern New Mexico), B.....	1967
- Diaz-Infante, David (San Jose State), G.....	1999
- Dicker, Cameron (Texas), K.....	2022
- Dickerson, Kori (USC), TE .....	2003
- <b>Dickerson, Landon (Alabama), OL .....</b>	<b>2021-</b>
- DiFilippo, Dave (Villanova), G.....	1941
- Dillard, Andre (Washington State), T.....	2019-22
- Dimmick, Tom (Houston), T.....	1956
- Dimry, Charles (UNLV), CB.....	1997
- Dingle, Nate (Cincinnati), LB.....	1995
- DiRenzo, Danny ( <i>no college</i> ), P.....	1948
- Dirks, Mike (Wyoming), G.....	1968-71
- Disend, Leo (Albright), T.....	1943
- Ditka, Mike (Pittsburgh), E.....	1967-68
- Dixon, Al (Iowa State), TE.....	1983
- Dixon, Antonio (Miami (FL)), DT.....	2009-12
- Dixon, Floyd (Stephen F. Austin), WR.....	1992
- Dixon, Ronnie (Cincinnati), DT.....	1995-96
- Dixon, Zachary (Temple), RB.....	1980
- Dobbins, Herb (San Diego State), T.....	1974
- Dogins, Kevin (Texas A&M-Kingsville), G/C.....	2003
- Dorenbos, Jon (Texas-El Paso), LS.....	2006-16
- Dorow, Al (Michigan State), B.....	1957
- Dorsey, Dean (Toronto), K.....	1988
- Doss, Noble (Texas), B.....	1947-48
- Douglas, Dameane (California), WR.....	1999-2002
- Douglas, Hugh (Central State (OH)), LB/DE.....	1998-2002, '04
- Douglas, Merrill (Utah), B.....	1962
- Douglas, Otis (William & Mary), T.....	1946-49

- Douglas, Rasul (West Virginia), CB.....	2017-19
- Dow, Woody (West Texas A&M), B.....	1938-40
- Dowda, Harry (Wake Forest), B.....	1954-55
- Doyle, Ted (Nebraska), T.....	1943
- Drake, Joe (Arizona), DT.....	1985
- Drake, Troy (Indiana).....	1995-97
- <b>Driscoll, Jack (Auburn), T/G .....</b>	<b>2020-</b>
- Drummond, Robert (Syracuse), RB.....	1989-91
- Duckworth, Bobby (Arkansas), WR.....	1986
- Dudley, Paul (Arkansas), B.....	1963
- Dumbauld, John (Kentucky), DE.....	1987-88
- Duncan, Rick (Eastern Montana), K.....	1968
- Dunek, Ken (Memphis State), TE.....	1980
- Dunlap, King (Auburn), T.....	2008-12
- Dunn, Jason (Eastern Kentucky), TE.....	1996-98
- Dunstan, Bill (Utah State), DT.....	1973-76
- Durko, John (Albright), E.....	1944

**Player (College), Position**

**Years**

<b>E</b> Eckel, Kyle (Navy), FB.....	2008
- Edwards, Anthony (New Mexico Highlands), WR.....	1989-90
- Edwards, Herman (San Diego State), DB.....	1977-85
- Edwards, T.J. (Wisconsin), LB.....	2019-22
- Edwards, Trent (Stanford), QB.....	2012
- Ehlers, Tom (Kentucky), LB.....	1975-77
- Eibner, John (Kentucky), T.....	1941-42, '46
- Eiden, Ed (Scranton), B.....	1944
- Elewonibi, Moe (BYU), T.....	1995
- Ellerbe, Dannell (Georgia), LB.....	2017
- <b>Elliott, Jake (Memphis), K .....</b>	<b>2017-</b>
- Ellis, Alex (Tennessee), TE.....	2019
- Ellis, Drew (TCU), T.....	1938-40
- Ellis, Ray (Ohio State), S.....	1981-85
- <b>Elliss, Christian (Idaho), LB .....</b>	<b>2021-</b>
- Ellstrom, Swede (Oklahoma), B.....	1934
- Elston, Trae (Mississippi), S.....	2017
- Emanuel, Charles (West Virginia), S.....	1997
- Emelianchik, Pete (Richmond), E.....	1967
- Emmons, Carlos (Arkansas State), LB.....	2000-03
- Emmons, Franklin (Oregon), B.....	1940
- Ena, Justin (BYU), LB.....	2002-03, '05
- Engles, Rick (Tulsa), P.....	1978
- Enke, Fred (Arizona), B.....	1952
- Ephraim, Alonzo (Alabama), C.....	2003-04
- Epps, Marcus (Wyoming), S.....	2019-22
- Erdlitz, Richard (Northwestern), B.....	1942, '45
- Ertz, Zach (Stanford), TE.....	2013-21
- Estes, Larry (Alcorn A&M), DE.....	1972
- Evans, Byron (Arizona), LB.....	1987-94
- Evans, Donald (Winston-Salem State), DE.....	1988
- Evans, Mike (Boston College), C.....	1968-73
- Evans, Randall (Kansas State), CB.....	2015
- Everett, Eric (Texas Tech), CB.....	1988-89
- Everett, Major (Mississippi College), FB.....	1983-85
- Everitt, Steve (Michigan), C.....	1997-99

**Player (College), Position**

**Years**

<b>F</b> Fagioli, Carl ( <i>no college</i> ), G.....	1944
- Farmer, Ray (Duke), LB.....	1996-98
- Farragut, Ken (Mississippi), C.....	1951-54
- Fazio, Ron † (Maryland), TE.....	1987
- Feagles, Jeff (Miami (FL)), P.....	1990-93
- Feather, Tiny (Kansas State), B.....	1933
- Feehery, Gerry (Syracuse), C/G.....	1983-87
- Feeley, A.J. (Oregon), QB.....	2001-03, '06-08



- Felber, Nip (North Dakota), E.....	1933
- Feller, Happy (Texas), K.....	1971
- Fencel, Dick (Northwestern), E.....	1933
- Ferko, Fritz (West Chester), G.....	1937-38
- Ferrante, Jack (no college), E.....	1941, '44-50
- Ferrara, Frank (Rhode Island), DE.....	2003
- Ferris, Neil (Loyola (CA)), B.....	1952
- Fiedler, Bill (Pennsylvania), G.....	1938
- Fiedler, Jay (Dartmouth), QB.....	1994-95
- Field, Richard (no college), G.....	1939-40
- Finn, Mike (Arkansas-Pine Bluff), T.....	1994
- Finneran, Brian (Villanova), WR.....	1999
- Fitzgerald, Mickey (Virginia Tech), FB.....	1981
- Fitzkee, Scott (Penn State), WR.....	1979-80
- Flanagan, Jim (Notre Dame), DT.....	2003
- Fletcher, Bradley (Iowa), CB.....	2013-14
- Flores, Mike (Louisville), DT.....	1991-94
- Floyd, Eric (Auburn), G.....	1992-93
- Fogle, DeShawn (Kansas State), LB.....	1997
- Fokou, Moise (Maryland), LB.....	2009-11
- Foles, Nick (Arizona), QB.....	2012-14, '17-18
- Folsom, Steve (Utah), TE.....	1981
- Fontenot, Chris (McNeese State), TE.....	1998
- Ford, Carl (Toledo), WR.....	2005
- Ford, Charles (Houston), DB.....	1974
- Ford, Fredric (Mississippi Valley State), CB.....	1997
- Ford, Rudy (Auburn), S.....	2019-20
- Fort, L.J. (Northern Iowa), LB.....	2019
- Foules, Elbert (Alcorn State), CB.....	1983-87
- Fox, Dustin (Ohio State), CB.....	2006
- Fox, Terry (Miami (FL)), B.....	1941, '45
- Frahm, Dick (Nebraska), B.....	1935
- Fraley, Hank (Robert Morris), C/G.....	2000-05
- France, Todd (Toledo), K.....	2005
- Frank, Joseph (Georgetown), T.....	1941, '43
- Franklin, Cleveland (Baylor), RB.....	1977-78
- Franklin, Tony (Texas A&M), K.....	1979-83
- Franks, Dennis (Michigan), C.....	1976-78
- Frazier, Derrick (Texas A&M), CB.....	1993-95
- Freeman, Antonio (Virginia Tech), WR.....	2002
- Freeman, Bob (Auburn), B.....	1960-61
- Frey, Glenn (Temple), B.....	1936-37
- Friedlund, Bob (Michigan State), E.....	1946
- Friedman, Bob (Washington), G.....	1944
- Fritts, George (Clemson), T.....	1945
- Fritz, Ralph (Michigan), G.....	1941
- Fritzsche, Jim (Purdue), T/G.....	1983
- Frizzell, Williams (North Carolina Central), S.....	1986-90, '92-93
- Fryar, Irving (Nebraska), WR.....	1996-98
- Fulgham, Travis (Old Dominion), WR.....	2020
- Fuller, Frank (Kentucky), T.....	1963
- Fuller, James (Portland State), S.....	1996
- Fuller, William (North Carolina), DE.....	1994-96
- Furio, Dominic (UNLV), C.....	2004

**Player (College), Position**

**Years**

<b>G</b> Gabbard, Steve (Florida State), T.....	1989
- Gabriel, Roman (North Carolina State), B.....	1973-77
- <b>Gainwell, Kenneth (Memphis), RB.....</b>	<b>2021-</b>
- Gaither, Omar (Tennessee), LB.....	2006-10
- Gambold, Bob (Washington State), B.....	1953
- Gaona, Bob (Wake Forest), T.....	1957
- Garcia, Jeff (San Jose State), QB.....	2006, '09
- Gardner, Andrew (Georgia Tech), T.....	2014-15
- Gardner, Barry (Northwestern), LB.....	1999-2002

- Gardner-Johnson, C.J. (Florida), S.....	2022
- Garner, Charlie (Tennessee), RB.....	1994-98
- Garrity, Gregg (Penn State), WR.....	1984-89
- Gary, Russell (Nebraska), DB.....	1986
- Gasperson, Michael (San Diego), WR.....	2007
- Gauer, Charles (Colgate), E.....	1943-45
- Gay, Blenda (Fayetteville State), DE.....	1975-76
- Geathers, Clifton (South Carolina), DE.....	2013
- George, Ed (Wake Forest), T.....	1976-78
- George, Raymond (USC), T.....	1940
- Gerber, Woody (Alabama), G.....	1941-42
- Gerhard, Chris † (East Stroudsburg), FS.....	1987
- Gerhart, Tom (Ohio), DB.....	1992
- Gerry, Nathan (Nebraska), LB.....	2017-20
- Gersbach, Carl (West Chester), LB.....	1970
- Ghecas, Lou (Georgetown), B.....	1941
- Giammona, Louie (Utah State), RB.....	1978-82
- Giancanelli, Hal (Loyola (CA)), B.....	1953-56
- Giannelli, Mario (Boston College), G.....	1948-51
- Gibbs, Pat (Lamar), DB.....	1972
- Gibron, Abe (Purdue), G.....	1956-57
- Gibson, Brandon (Washington State), WR.....	2009
- Gibson, Mike (California), G.....	2008
- Gibson, Shelton (West Virginia), WR.....	2017-18, '19
- Giddens, Frank (New Mexico), T.....	1981-82
- Giddens, Wimpley (Louisiana Tech), T.....	1938
- Gilbert, Lewis (Florida), TE.....	1980
- Giles, Jimmie (Alcorn State), TE.....	1987-89
- Gill, Roger (Texas Tech), B.....	1964-65
- Gilmore, Jim (Ohio State), T.....	1986
- Gilyard, Mardy (Cincinnati), WR.....	2012
- Ginney, Jerry (Santa Clara), G.....	1940
- Glass, Glenn (Tennessee), B.....	1964-65
- Gloden, Fred (Tulane), B.....	1941
- Glover, Rich (Nebraska), DT.....	1975
- Gocong, Chris (Cal Poly-San Luis Obispo), LB.....	2006-09
- Goebel, Brad (Baylor), QB.....	1991
- <b>Goedert, Dallas (South Dakota State), TE.....</b>	<b>2018-</b>
- Golden, Tim (Florida), LB.....	1985
- Goldston, Ralph (Youngstown State), B.....	1952, '54-55
- Golic, Mike (Notre Dame), DT.....	1987-92
- Gollomb, Rudy (Carroll (WI)), G.....	1936
- Gonya, Robert (Northwestern), T.....	1933-34
- Goode, John (Youngstown State), TE.....	1985
- Goode, Najee (West Virginia), LB.....	2013-17
- Goode, Rob (Texas A&M), B.....	1955
- Goodwin, Marvin (UCLA), FS.....	1994
- Goodwin, Ron (Baylor), E.....	1963-68
- Gordon, Dillon (LSU), G.....	2016
- Gordon, Lamar (North Dakota State), RB.....	2005
- Gorecki, Chuck † (Boston College), LB.....	1987
- Gossage, Gene (Northwestern), E.....	1960-62
- Gouveia, Kurt (BYU), LB.....	1995
- Gowan, Tay (Central Florida), CB.....	2021
- Graf, Kevin (USC), OL.....	2014
- <b>Graham, Brandon (Michigan), DE/LB.....</b>	<b>2010-</b>
- Graham, Corey (New Hampshire), S.....	2017-18
- Graham, Dave (Virginia), T.....	1963-69
- Graham, Jeff (Ohio State), WR.....	1998
- Graham, Lyle (Richmond), C.....	1941
- Graham, Nick (Tulsa), CB.....	2007
- Graham, Tom (Temple), G.....	1935
- Grant, Bud (Minnesota), E.....	1951-52
- Grant, Otis † (Michigan State), WR.....	1987
- Grasmanis, Paul (Notre Dame), DT.....	2000-05



- Gratz, Dwayne (Connecticut), CB.....	2016
- Graves, Ray (Tennessee), C.....	1942-43, '46
- Gray, Cecil (North Carolina), G/DT.....	1990-91
- Gray, Jim (Toledo), B.....	1967
- Gray, Mel (Purdue), KR/RB.....	1997
- Green, Donnie (Purdue), T.....	1977
- Green, Jamaal (Miami (FL)), DE.....	2003-04
- Green, John (Tulsa), E.....	1947-51
- Green, Roy (Henderson State), WR.....	1991-92
- Green-Beckham, Dorial (Oklahoma), WR.....	2016
- Gregg, Kelly (Oklahoma), DT.....	1999-2000
- Gregory, Ken (Whittier), E.....	1962
- Griffin, Don (Middle Tennessee State), CB.....	1996
- Griffin, Jeff † (Utah), CB.....	1987
- Griggs, Anthony (Ohio State), LB.....	1982-85
- Grooms, Elois † (Tennessee Tech), DE.....	1987
- Gros, Earl (LSU), B.....	1964-66
- Grossman, Burt (Pittsburgh), DE.....	1994
- Grugier-Hill, Kamu (Eastern Illinois), LB.....	2016-19
- Grymes, Aaron (Idaho), CB.....	2016
- Gudd, Leonard (Temple), E.....	1934
- Gude, Henry (Vanderbilt), G.....	1946
- Guglielmi, Ralph (Notre Dame), QB.....	1963
- Guillory, Tony (Lamar), LB.....	1969
- Gunn, Mark (Pittsburgh), DL.....	1995-96
- Gunnels, Riley (Georgia), T.....	1960-64

**Player (College), Position**

**Years**

<b>H</b> Hackney, Elmer (Kansas State), B.....	1940-41
- Haddix, Michael (Mississippi State), FB.....	1983-88
- Haden, Nick (Penn State), G.....	1986
- Hager, Britt (Texas), LB.....	1989-94
- Hairston, Carl (Maryland-Eastern Shore), DE.....	1976-83
- Hajek, Chuck (Northwestern), C.....	1934
- Hall, Andy (Delaware), QB.....	2005
- Hall, Chad (Air Force), WR.....	2010-11
- Hall, Daeshon (Texas A&M), DE.....	2018-20
- Hall, Deiondre' (Northern Iowa), S.....	2018
- Hall, Irv (Brown), B.....	1942
- Hall, Rhett (California), DT.....	1995-98
- Hallstrom, Ron (Iowa), G.....	1993
- Halverson, Bill (Oregon State), T.....	1942
- Halverson, Dean (Washington), LB.....	1973-76
- Hamilton, Justin (Louisiana-Lafayette), DT.....	2017
- Hamilton, Ray (Arkansas), E.....	1940
- Hamilton, Skip † (Southern), DT.....	1987
- Hamiter, Uhuru (Delaware State), DE.....	2000-01
- Hamner, Thomas (Minnesota), RB.....	2000
- Hampton, Dave (Wyoming), RB.....	1976
- Hampton, William (Murray State), CB.....	2001
- Hankton, Karl (Trinity (IL)), WR.....	1998
- Hansen, Roscoe (North Carolina), T.....	1951
- Hanson, Homer (Kansas State), C.....	1935
- Hanson, Joselio (Texas Tech), CB.....	2006-11
- Hanson, Swede (Temple), B.....	1933-37
- Harbor, Clay (Missouri State), TE.....	2010-12
- Harding, Greg † (Nicholls State), DB.....	1987
- Harding, Roger (California), C.....	1947
- Hardy, Andre (St. Mary's (CA)), RB.....	1984
- Hargrave, Javon (South Carolina State), DT.....	2020-22
- Hargrove, Marvin (Richmond), WR.....	1990
- Harmon, Andy (Kent State), DT.....	1991-97
- Harper, Maurice (Austin), C.....	1937-40
- Harrington, Perry (Jackson State), RB.....	1980-83
- Harris, Al (Arizona State), LB.....	1989-90

- Harris, Al (Texas A&M-Kingsville), CB.....	1998-2002
- Harris, Anthony (Virginia), S.....	2021
- Harris, Antoine (Louisville), S.....	2010
- Harris, Jim (Oklahoma), B.....	1957
- Harris, Jon (Virginia), DE.....	1997-98
- Harris, Leroy (Arkansas State), FB.....	1979-82
- Harris, Macho (Virginia Tech), S.....	2009
- Harris, Richard (Grambling), DE.....	1971-73
- Harris, Rod (Texas A&M), WR.....	1990-91
- Harris, Tim (Memphis State), DE.....	1993
- Harrison, Bob (Oklahoma), LB.....	1962-63
- Harrison, Dennis (Vanderbilt), DE.....	1978-84
- Harrison, Granville (Mississippi State), E.....	1941
- Harrison, Jerome (Washington State), RB.....	2010
- Harrison, Tyreo (Notre Dame), LB.....	2002-03
- Hart, Clinton (Central Florida C.C.), S.....	2003-04
- Hart, Dick ( <i>no college</i> ), G.....	1967-71
- Hart, Taylor (Oregon), DL/OL.....	2014-16, '17
- Hartman, Fred (Rice), T.....	1948
- Harvey, Richard (Jackson State), DB.....	1970
- Haskins, Jon (Stanford), LB.....	1998
- Hasselbeck, Tim (Boston College), QB.....	2002
- Hauck, Tim (Montana), SS.....	1999-2002
- Havili, Stanley (USC), FB.....	2012
- Hawkins, Ben (Arizona State), FL.....	1966-73
- Hawkins, Josh (East Carolina), CB.....	2018
- Hawkinson, Tanner (Kansas), G/T.....	2015
- Hayden, Aaron (Tennessee), RB.....	1998
- Hayden, Ken (Arkansas), C.....	1942
- Hayes, Ed (Morgan State), DB.....	1970
- Hayes, Joe (Central Oklahoma), WR/KR.....	1984
- Haymond, Alvin (Southern), B.....	1968
- Heath, Jo Jo (Pittsburgh), DB.....	1981
- Hebron, Vaughn (Virginia Tech), RB.....	1993-95
- Heck, Ralph (Colorado), LB.....	1963-65
- Hector, Bruce (South Florida), DT.....	2018, '19
- Hegamin, George (North Carolina State), G/T.....	1998
- Heller, Ron (Penn State), T.....	1988-92
- Henderson, Jerome (Clemson), CB.....	1995
- Henderson, Zac (Oklahoma), S.....	1980
- Hendrickson, Steve (California), LB.....	1995
- Henery, Alex (Nebraska), K.....	2011-13
- Henry, Chas (Florida), P.....	2011-12
- Henry, Maurice (Kansas State), LB.....	1990
- Henry, Wally (UCLA), WR.....	1977-82
- Henson, Gary (Colorado), E.....	1963
- Herbig, Nate (Stanford), G.....	2019-21
- Herremans, Todd (Saginaw Valley State), G/T.....	2005-14
- Herrod, Jeff (Mississippi), LB.....	1997
- Hershey, Kirk (Cornell), E.....	1941
- Hertel, Rob (USC), QB.....	1980
- Hester, Treyvon (Toledo), DT.....	2018
- Hewitt, Bill (Michigan), E.....	1936-39, '43
- Hicks, Artis (Memphis), G/T.....	2002-05
- Hicks, Jordan (Texas), LB.....	2015-18
- Higgins, Tom (North Carolina), T.....	1954-55
- Higgs, Mark (Kentucky), RB.....	1989
- Hightower, John (Boise State), WR.....	2020-21
- Hill, Fred (USC), E.....	1965-71
- Hill, King (Rice), B.....	1961-68
- Hill, P.J. (Wisconsin), RB.....	2009
- Hinkle, Jack (Syracuse), B.....	1941-47
- Hix, Billy (Arkansas), E.....	1950
- Hoage, Terry (Georgia), S.....	1986-90
- Hoague, Joe (Colgate), B.....	1943





- Hobbs, Bill (Texas A&M).....	1969-71
- Hobbs, Ellis (Iowa State), CB.....	2009-10
- Hodges, Reggie (Ball State), P.....	2005
- Hogan, Mike (Tennessee-Chattanooga), FB.....	1976-78, '80
- Holcomb, William (Texas Tech), T.....	1937
- Hollins, Mack (North Carolina), WR.....	2017-19
- Holly, Bob (Princeton), QB.....	1984
- Holmes, Lester (Jackson State), G.....	1993-96
- Holyfield, Elijah (Georgia), RB.....	2019-20
- Hood, Roderick (Auburn), CB.....	2003-06
- Hooks, Alvin (California State-Northridge), WR.....	1981
- Hoover, Mel (Arizona State), WR.....	1982-84
- Hopkins, Wes (Southern Methodist), FS.....	1983-93
- Horan, Mike (Long Beach State), P.....	1984-85
- Hord, Roy (Duke), G.....	1962
- Horn, Marty † (Lehigh), QB.....	1987
- Horrell, Bill (Michigan State), G.....	1952
- Hoss, Clark (Oregon), TE.....	1972
- Houston, Jameson (Baylor), CB.....	2020
- Howard, Austin (Northern Iowa), T.....	2010
- Howard, Bob (San Diego State), CB.....	1978-79
- Howard, Darren (Kansas State), DE.....	2006-09
- Howard, Jordan (Indiana), RB.....	2019, '20-21
- Howell, Lane (Grambling), T.....	1965-69
- Hoyem, Lynn (Long Beach State), G.....	1964-67
- Hoying, Bobby (Ohio State), QB.....	1996-98
- Hrabetin, Frank (Loyola (CA)), T.....	1942
- Huarte, John (Notre Dame), QB.....	1968
- Hudson, Bob (Clemson), B.....	1953-55, '57-58
- Hudson, John (Auburn), G.....	1991-95
- Huff, Josh (Oregon), WR.....	2014-16
- Huggins, Albert (Clemson), DT.....	2019
- Hughes, Brandon (Oregon State), CB.....	2010-13
- Hughes, Chuck (Texas-El Paso), FL.....	1967-69
- Hughes, William (Texas), C.....	1937-40
- Hultz, Don (Southern Mississippi), DT.....	1964-73
- Humbert, Dick (Richmond), E.....	1941, '45-49
- Humphrey, Claude (Tennessee State), DE.....	1979-81
- Hunt, Calvin (Baylor), C.....	1970
- Hunt, Phillip (Houston), DE/LB.....	2011-13
- Hunt, Tony (Penn State), RB.....	2007-08
- Hunter, Herman (Tennessee State), RB/KR.....	1985
- Huntley, Jason (New Mexico State), RB.....	2020-21
- <b>Hurts, Jalen (Oklahoma), QB.....</b>	<b>2020-</b>
- Huth, Jerry (Wake Forest), G.....	1959-60
- Hutton, Tom (Tennessee), P.....	1995-98
- Huxhold, Ken (Wisconsin), G.....	1954-58
- Huzvar, John (North Carolina State), B.....	1952

**Player (College), Position**

**Years**

<b>I</b> Ignatius, James (Holy Cross), G.....	1935
- Igwenagu, Emil (Massachusetts), FB/TE.....	2012-13
- Ikegwuonu, Jack (Wisconsin), CB.....	2008
- Illman, Ted (Montana), B.....	1933
- Ingram, Cornelius (Florida), TE.....	2009
- Ingram, Mark (Michigan State), WR.....	1996
- Irvin, Willie (Florida A&M), B.....	1953

**Player (College), Position**

**Years**

<b>J</b> Jackson, Al (Georgia), CB.....	1994
- Jackson, Alonzo (Florida State), DE.....	2005
- Jackson, Bob (Alabama), B.....	1960
- Jackson, DeSean (California), WR.....	2008-13, '19-20
- Jackson, Don (North Carolina), B.....	1936
- Jackson, Earnest (Texas A&M), RB.....	1985-86

- Jackson, Greg (LSU), FS.....	1994-95
- Jackson, Harold (Jackson State), WR.....	1969-72
- Jackson, Jamaal (Delaware State), C.....	2003-11
- Jackson, Johnny (Southern), DE.....	1977
- Jackson, Keith (Oklahoma), TE.....	1988-91
- Jackson, Kenny (Penn State), WR.....	1984-88, '90-91
- Jackson, Malik (Tennessee), DT.....	2019-20
- Jackson, Marlin (Michigan), S.....	2010
- Jackson, Randy (Wichita State), RB.....	1974
- <b>Jackson, Tarron (Coastal Carolina), DE.....</b>	<b>2021-</b>
- Jackson, Trenton (Illinois), FL.....	1966
- <b>Jackson, Tyree (Buffalo), TE.....</b>	<b>2021-</b>
- Jacobs, David † (Syracuse), K.....	1987
- Jacobs, Proverb (California), T.....	1958
- Jacquet, Michael (Louisiana-Lafayette), CB.....	2020
- James, Angelo † (Sacramento State), CB.....	1987
- James, Craig (Southern Illinois), CB.....	2019-20
- James, Ronald "Po" (New Mexico State), RB.....	1972-75
- James, William (Western Illinois), CB.....	2006-07
- Janet, Ernie (Washington), T.....	1975
- Jarmoluk, Mike (Temple), T.....	1949-55
- Jarrett, Jaquawn (Temple), S.....	2011-12
- Jarvi, Toimi (Northern Illinois), B.....	1944
- Jasper, Edward (Texas A&M), DT.....	1997-98
- Jaworski, Ron (Youngstown State), QB.....	1977-86
- Jean-Gilles, Max (Georgia), G.....	2006-10
- Jefferson, Greg (Central Florida), DE.....	1995-2000
- Jefferson, William (Mississippi State), B.....	1942
- Jeffery, Alshon (South Carolina), WR.....	2017-20
- Jelesky, Tom (Purdue), T.....	1985-86
- Jells, Dietrich (Pittsburgh), WR.....	1998-99
- Jenkins, Cullen (Central Michigan), DT.....	2011-12
- Jenkins, Izel (North Carolina State), CB.....	1988-92
- Jenkins, Justin (Mississippi State), WR.....	2005
- Jenkins, Malcolm (Ohio State), S.....	2014-19
- Jernigan, Tim (Florida State), DT.....	2017-19
- Jeter, Tommy (Texas), DT.....	1992-95
- Jiles, Dwayne (Texas Tech), LB.....	1985-89
- <b>Jobe, Josh (Alabama), CB.....</b>	<b>2022-</b>
- Johansson, Ove (Abilene Christian), K.....	1977
- Johnson, Albert (Kentucky), B.....	1942
- Johnson, Alonzo (Florida), LB.....	1986-87
- Johnson, Alvin (Hardin-Simmons), B.....	1948
- Johnson, Bill (Michigan State), DT.....	1998-99
- Johnson, Charles (Colorado), WR.....	1999-2000
- Johnson, Charlie (Colorado), DT.....	1977-81
- Johnson, Chris † (Millersville), DB.....	1987
- Johnson, Damaris (Tulsa), WR.....	2012-13
- Johnson, Dirk (Northern Colorado), P.....	2003-06
- Johnson, Don (California), B.....	1953-55
- Johnson, Dwight (Baylor), DE.....	2000
- Johnson, Eric (Washington State), DB.....	1977-78
- Johnson, Gene (Cincinnati), B.....	1959-60
- Johnson, Jay (Texas A&M-Commerce), LB.....	1969-70
- Johnson, Jimmie (Howard), TE.....	1995-98
- Johnson, Keelan (Arizona State), S.....	2013
- Johnson, KeeSean (Fresno State), WR.....	2021
- Johnson, Kevin (Texas Southern), DT.....	1995-96
- <b>Johnson, Kyron (Kansas), LB.....</b>	<b>2022-</b>
- <b>Johnson, Lane (Oklahoma), T.....</b>	<b>2013-</b>
- Johnson, Lee (BYU), P.....	2002
- Johnson, Marcus (Texas), WR.....	2017
- Johnson, Maurice (Temple), TE.....	1991-94
- Johnson, Norm (UCLA), K.....	1999
- <b>Johnson, Patrick (Tulane), LB.....</b>	<b>2021-</b>



- Johnson, Reggie (Florida State), TE.....	1995
- Johnson, Ron (USC), WR.....	2011-12
- Johnson, Ron (Shippensburg), DE.....	2003
- Johnson, Ron (Long Beach State), WR.....	1985-89
- Johnson, Vaughan (North Carolina State), LB.....	1994
- Johnston, Cameron (Ohio State), P.....	2018-20
- Jonas, Don (Penn State), B.....	1962
- Jones, Barrett (Alabama), C/G.....	2015
- Jones, Brad (Colorado), LB.....	2015
- Jones, Chris T. (Miami (FL)), WR.....	1995-97
- Jones, Dhani (Michigan), LB.....	2004-06
- Jones, Don (Washington), B.....	1940
- Jones, Donnie (LSU), P.....	2013-17
- Jones, Harry (Arkansas), B.....	1967-71
- Jones, Jimmie (Miami (FL)), DT/DE.....	1997
- Jones, Joe (Tennessee State), DE.....	1974-75
- Jones, Julian (Missouri), S.....	2001-02
- Jones, Preston (Georgia), QB.....	1993
- Jones, Ray (Southern), DB.....	1970
- Jones, Sean (Georgia), S.....	2009
- Jones, Sidney (Washington), CB.....	2017-19
- Jones, Spike (Georgia), P.....	1975-77
- Jones, Tyrone (Arkansas State), DB.....	1989
- Jordan, Akeem (James Madison), LB.....	2007-12
- Jordan, Andrew (Western Carolina), TE.....	1998
- Jorgenson, Bud (Saint Mary's (CA)), T.....	1935
- Joseph, James (Auburn), RB.....	1991-94
- Joseph, Linval (East Carolina), DT.....	2022
- Joyner, Seth (Texas-El Paso), LB.....	1986-93
- <b>Jurgens, Cam (Nebraska), C.....</b>	<b>2022-</b>
- Jurgensen, Sonny (Duke), QB.....	1957-63
- Juriga, Luke (Western Michigan), C.....	2020
- Justice, Winston (USC), T.....	2006-12

**Player (College), Position**

**Years**

<b>K</b> Kab, Vyto (Penn State), TE.....	1982-85
- Kafka, Mike (Northwestern), QB.....	2010-11
- Kalu, N.D. (Rice), DE.....	1997, '01-05
- Kane, Carl (St. Louis), B.....	1936
- Kapele, John (BYU), T.....	1962
- Kaplan, Bernie (Western Maryland), G.....	1942
- Karnofsky, Sonny (Arizona), B.....	1945
- Kasky, Ed (Villanova), T.....	1942
- Kaufusi, Steve (BYU), DE.....	1989-90
- Kavel, George (Carnegie Mellon), B.....	1934
- Kearse, Jevon (Florida), DE.....	2004-07
- Keeling, Ray (Texas), T.....	1938-39
- Keen, Rabbit (Arkansas), B.....	1937-38
- Kekeris, Jim (Missouri), T.....	1947
- <b>Kelce, Jason (Cincinnati), C.....</b>	<b>2011-</b>
- Keller, Ken (North Carolina), B.....	1956-57
- Kelley, Bob (West Texas A&M), C.....	1955-56
- Kelley, Dwight (Ohio State), LB.....	1966-72
- <b>Kelly, Dennis (Purdue), T.....</b>	<b>2012-15</b>
- Kelly, Jim (Notre Dame), E.....	1965-67
- Kelly, Joe (Washington), LB.....	1996
- Kemp, Jeff (Dartmouth), QB.....	1991
- Kendrick, Mychal (California), LB.....	2012-17
- Kenneally, George (St. Bonaventure), E.....	1933-35
- Kenney, Steve (Clemson), G.....	1980-85
- Kern, Brett (Toledo), P.....	2022
- Kerrigan, Ryan (Purdue), DE.....	2021
- Kersey, Merritt (West Chester), P.....	1974-75
- Key, Wade (Southwest Texas State), G/T.....	1970-79
- Keyes, Leroy (Purdue), DB.....	1969-72

- Keys, Howard (Oklahoma State), T/C.....	1960-64
- Khayat, Ed (Tulane), T.....	1958-61, '64-65
- Killins, Adrian (Central Florida), RB.....	2020
- Kilroy, Frank (Temple), T.....	1943-55
- Kimmel, Jon (Colgate), LB.....	1985
- Kinder, Randy (Notre Dame), CB.....	1997
- King, Don (Kentucky), T.....	1956
- Kirchbaum, Kelly † (Kentucky), LB.....	1987
- Kirkland, Levon (Clemson), LB.....	2002
- Kirkman, Roger (Washington & Jefferson), B.....	1933-35
- Kirksey, Roy (Maryland-Eastern Shore), G.....	1973-74
- Kish, Ben (Pittsburgh), B.....	1942-49
- Klecko, Dan (Temple), DT/FB.....	2008
- Klingel, John (Eastern Kentucky), DE.....	1987-88
- Klopenburg, Harry (Fordham), T.....	1936
- Kmetovic, Pete (Stanford), B.....	1946
- Knapper, Jack (Ottawa (KS)), B.....	1934
- Knott, Jake (Iowa State), LB.....	2013
- Knox, Charles (St. Edmonds), T.....	1937
- Koeninger, Art (Tennessee-Chattanooga), C.....	1933
- Kolb, Kevin (Houston), QB.....	2007-10
- Kolberg, Elmer (Oregon State), B.....	1939-40
- Koman, Bill (North Carolina), LB.....	1957-58
- Konecny, Mark (Alma), RB/PR.....	1988
- Konopka, John (Temple), B.....	1936
- Kostos, Anthony (Bucknell), E.....	1933
- Kowalczyk, Walt (Michigan State), B.....	1958-59
- Kowalkowski, Scott (Notre Dame), LB.....	1991-93
- Kramer, Kent (Minnesota), E.....	1971-74
- Krause, Jonathan (Vanderbilt), WR.....	2015
- Kraynak, Rich (Pittsburgh), LB.....	1983-86
- Krepfle, Keith (Iowa State), TE.....	1975-81
- Kresky, Joseph (Wisconsin), G.....	1933-35
- Krieger, Robert (Dartmouth), E.....	1941, '46
- Kriel, Emmet (Baylor), G.....	1939
- Kruger, Joe (Utah), DE.....	2013
- Kuczynski, Bert (Pennsylvania), E.....	1946
- Kullman, Mike † (Kutztown), SS.....	1987
- Kupcinet, Irv (North Dakota), B.....	1935
- Kusko, John (Temple), B.....	1936-38

**Player (College), Position**

**Years**

<b>L</b> Laack, Galen (Pacific), G.....	1958
- Labinjo, Mike (Michigan State), LB.....	2004-05
- Lachman, Dick ( <i>no college</i> ), B.....	1933-35
- Lainhart, Porter (Washington State), B.....	1933
- Landeta, Sean (Towson State), P.....	1999-2002, '05
- Landri, Derek (Notre Dame), DT.....	2011-12
- Landsberg, Mort (Cornell), B.....	1941
- Landsee, Bob (Wisconsin), G/C.....	1986-87
- Lang, Israel (Tennessee State), B.....	1964-68
- Lankas, James (St. Mary's (TX)).....	1942
- Lansford, Buck (Texas), T.....	1955-57
- Lapham, Bill (Iowa), C.....	1960
- Larson, Bill (Colorado State), TE.....	1978
- Latimer, Al (Clemson), CB.....	1979
- Laux, Ted (St. Joseph's (PA)), B.....	1942-44
- Lavender, Joe (San Diego State), DB.....	1973-75
- Lavergne, Damian (Louisiana Tech), T.....	2003
- Lavette, Robert (Georgia Tech), RB/KR.....	1987
- Lawrence, Kent (Georgia), WR.....	1969
- Lawrence, Reggie (North Carolina State), WR.....	1993
- Laws, Trevor (Notre Dame), DT.....	2008-11
- Lawson, Gerard (Oregon State), CB.....	2010
- Lazetich, Pete (Stanford), DT.....	1976-77



- Le Bel, Harper (Colorado State), TE.....	1990
- Leathers, Milton (Georgia), G.....	1933
- LeBlanc, Cre'Von (Florida Atlantic), CB.....	2018-20
- Lechthaler, Roy (Lebanon Valley), G.....	1933
- Ledbetter, Toy (Oklahoma A&M), B.....	1950, '53-55
- Lee, Amp (Florida State), RB.....	2000
- Lee, Bernie (Villanova), B.....	1938
- Lee, Byron (Ohio State), LB.....	1986-87
- Leggett, Scott † (Central State (OH)), G.....	1987
- Leleune, Norman (LSU), S.....	2003
- LeMaster, Frank (Kentucky), LB.....	1974-83
- Leonard, Jim (Notre Dame), B.....	1934-37
- Leshinski, Ron (Army), TE.....	1999
- Levanites, Stephen (Boston College), T.....	1942
- Levens, Dorsey (Georgia Tech), RB.....	2002, '04
- Lewis, Chad (BYU), TE.....	1997-2005
- Lewis, Dion (Pittsburgh), RB.....	2011-12
- Lewis, Greg (Illinois), WR.....	2003-08
- Lewis, Joe (Compton C.C.), T.....	1962
- Lewis, Michael (Colorado), S.....	2002-06
- Lewis, Ryan (Pittsburgh), CB.....	2019
- Lewis, Thad (Duke), QB.....	2015
- Leyendecker, Tex (Vanderbilt), T.....	1933
- Lilly, Sammy (Georgia Tech), DB.....	1989-90
- Lince, Dave (North Dakota), TE.....	1966-67
- Lindley, Tread (Kentucky), CB.....	2010
- Lindsog, Vic (Stanford), C.....	1944-51
- Lio, Augie (Georgetown), G.....	1946
- Lipski, John (Temple), C.....	1933-34
- Liske, Pete (Penn State), QB.....	1971-72
- Liter, Greg † (Iowa), DE.....	1987
- Little, Dave (Middle Tennessee State), TE.....	1985-89
- Lloyd, Dave (Georgia), LB/K.....	1963-70
- Lloyd, Greg (Connecticut), LB.....	2011
- Lofton, James (Stanford), WR.....	1993
- Logan, Bennie (LSU), DT.....	2013-16
- Logan, Randy (Michigan), S.....	1973-83
- Long, Chris (Virginia), DE.....	2017-18
- Long, Matt † (San Diego State), C.....	1987
- Long, Travis (Washington State), LB.....	2014-15
- Looney, Don (TCU), E.....	1940
- Lou, Ron (Arizona State), C.....	1975
- Louderback, Tom (San Jose State), LB.....	1958-59
- <b>Lovato, Rick (Old Dominion), LS.....</b>	<b>2016-</b>
- Love, Clarence (Toledo), CB.....	1998
- Love, Sean (Penn State), G.....	1997
- Lucas, Dick (Boston College), E.....	1960-63
- Lueck, Bill (Arizona), G.....	1975
- Luft, Don (Indiana), E.....	1954
- Luken, Tom (Purdue), G.....	1972-78
- Lusk, Herb (Long Beach State), RB.....	1976-78

**Player (College), Position**

**Years**

<b>M</b> MacAfee, Ken (Alabama), E.....	1959
- MacDowell, Jay (Washington), E.....	1946-51
- Macioszczyk, Art (Western Michigan), B.....	1944-47
- Mack, Bill (Notre Dame), FL.....	1964
- Mackey, Kyle (Texas A&M-Commerce), QB.....	1986
- Mackrides, Bill (Nevada), B.....	1947-51
- Maclin, Jeremy (Missouri), WR.....	2009-14
- MacMurdo, Jim (Pittsburgh), T.....	1934-37
- <b>Maddox, Avonte (Pittsburgh), CB.....</b>	<b>2018-</b>
- Maehl, Jeff (Oregon), WR.....	2013-14
- Magee, John (Rice), G.....	1948-55
- Mahalic, Drew (Notre Dame), LB.....	1976-78

- Mahe, Reno (BYU), RB/KR.....	2003-07
- <b>Mailata, Jordan (no college), T.....</b>	<b>2018-</b>
- Mallory, John (West Virginia), B.....	1968
- Malone, Art (Arizona State), RB.....	1975-76
- Malveaux, Cameron (Houston), DE.....	2021
- Mamula, Mike (Boston College), DE.....	1995-2000
- Mandarino, Mike (LaSalle), G.....	1944-45
- Manning, Rosie (Northeastern State), DT.....	1975
- Mansfield, Ray (Washington), C.....	1963
- Mansfield, Von (Wisconsin), DB.....	1982
- Manske, Ed (Northwestern), E.....	1935-36
- Manton, Taldon (TCU), B.....	1940
- Manzini, Baptiste (St. Vincent's), C.....	1944-45, '48
- Maragos, Chris (Wisconsin), S.....	2014-18
- Marchi, Basilio (New York University), C.....	1941-42
- Marcus, Alex (Temple), E.....	1933
- Mark, Greg (Miami (FL)), DE.....	1990
- Maronic, Duke (no college), G.....	1944-50
- Marsh, Curtis (Utah State), CB.....	2011-13
- Marshall, Anthony (LSU), SS.....	1998
- Marshall, Byron (Oregon), RB.....	2016
- Marshall, Keyonta (Grand Valley State), DT.....	2005
- Marshall, Larry (Maryland), KR.....	1974-77
- Marshall, Whit (Georgia), LB.....	1996
- Martin, Aaron (North Carolina Central), DB.....	1966-67
- Martin, Cecil (Wisconsin), FB.....	1999-2002
- Martin, Kelvin (Boston College), WR.....	1995
- Martin, Steve (Missouri), DT.....	1998-99
- Mass, Wayne (Clemson), T.....	1972
- Masters, Bob (Baylor), B.....	1937-38, '41-43
- Masters, Walt (Pennsylvania), B.....	1936
- Matesic, Ed (Pittsburgh), B.....	1934-35
- Mathews, Ryan (Fresno State), RB.....	2015-16
- Mathis, Evan (Alabama), G.....	2011-14
- Matson, Ollie (San Francisco City J.C.), B.....	1964-66
- Matthews, Casey (Oregon), LB.....	2011-14
- Matthews, Jordan (Vanderbilt), WR.....	2014-16, '18, '19
- Mavraides, Menil (Notre Dame), G.....	1954, '57
- Maxwell, Bryon (Clemson), CB.....	2015
- May, Dean (Louisville), QB.....	1984
- Mayberry, Jermaine (Texas A&M-Kingsville), G/T.....	1996-2004
- Mayden, Jared (Alabama), S.....	2021
- Mayes, Rufus (Ohio State), T.....	1979
- Maynard, Les (Rider), B.....	1933
- Mays, Joe (North Dakota State), LB.....	2008-09
- Mazzanti, Jerry (Arkansas), E.....	1963
- McAfee, Wesley (Duke), B.....	1941
- McAlister, James (UCLA), RB.....	1975-76
- McBriar, Mat (Hawaii), P.....	2012
- McCalister, Alex (Florida), DE.....	2016
- McCain, Mac (North Carolina A&T), CB.....	2021
- McCants, Darnerian (Delaware State), WR.....	2005
- McChesney, Bob (Hardin-Simmons), E.....	1950
- McClellan, Mike (Oklahoma), B.....	1962-63
- McCloskey, Mike (Penn State), TE.....	1987
- McCoo, Eric (Penn State), RB.....	2004
- McCown, Josh (Sam Houston State), QB.....	2019
- McCoy, LeSean (Pittsburgh), RB.....	2009-14
- McCoy, Matt (San Diego State), LB.....	2005-07
- McCoy, Pat (West Texas A&M), T.....	2006
- McCrary, Fred (Mississippi State), FB.....	1995
- McCrary, Bobby (Florida), DE.....	2010
- McCullough, Hugh (Oklahoma), B.....	1943
- McCusker, Jim (Pittsburgh), T.....	1959-62
- McDonald, Don (Oklahoma), E.....	1944-45



- McDonald, Lester (Nebraska), E.....	1940
- McDonald, Tommy (Oklahoma), FL.....	1957-63
- McDonough, Robert (Duke), G.....	1942-46
- McDougale, Dexter (Maryland), CB.....	2017, '18
- McDougale, Jerome (Miami (FL)), DE.....	2003-07
- McFadden, Paul (Youngstown State), K.....	1984-87
- McGill, T.Y. (North Carolina State), DT.....	2018, '20-
- McGlynn, Mike (Pittsburgh), G.....	2008-10
- McHale, Tom (Cornell), G/T.....	1993-94
- McHugh, Pat (Georgia Tech), B.....	1947-51
- McIntyre, Guy (Georgia), G.....	1995-96
- McKeever, Marlin (USC), LB.....	1973
- McKelvin, Leodis (Troy), CB.....	2016
- McKenzie, Kevin (Washington State), WR.....	1998
- McKenzie, Raleigh (Tennessee), C.....	1995-96
- McKnight, Dennis (Drake), G.....	1991
- McLeod, Rodney (Virginia), S.....	2016-21
- McMahan, Jim (BYU), QB.....	1990-92
- McMahan, Mike (Rutgers), QB.....	2005
- McMillan, Erik (Missouri), S.....	1993
- McMillen, Dan † (Colorado), DE.....	1987
- McMillian, Mark (Alabama), DB.....	1992-95
- McMullen, Billy (Virginia), WR.....	2003-05
- McNabb, Dexter (Florida), FB.....	1995
- McNabb, Donovan (Syracuse), QB.....	1999-2009
- McNeill, Tom (Stephen F. Austin), P.....	1971-73
- McNutt, Marvin (Iowa), WR.....	2012
- McPherson, Don (Syracuse), QB.....	1988-90
- McPherson, Forest (Nebraska), T.....	1935-37
- <b>McPherson, Zech (Texas Tech), CB.....</b>	<b>2021-</b>
- McRae, Jerrold (Tennessee State), WR.....	1979
- McTyler, Tim (BYU), CB.....	1997-98
- Meadows, Ed (Duke), E.....	1958
- Means, Steven (Buffalo), LB/DE.....	2015-17
- Medved, Ron (Washington), DB.....	1966-70
- Mellekas, John (Arizona), T.....	1963
- Menkin, Nate (Mary Hardin-Baylor), T/G.....	2012
- Mercer, Giradie (Marshall), DT.....	2000
- Merkens, Guido † (Sam Houston State), QB.....	1987
- Meyer, Fred (Stanford), E.....	1942, '45
- Meyers, John (Washington), T.....	1964-67
- Miano, Rich (Hawaii), DB.....	1991-94
- Michaels, Ed (Villanova), G.....	1943-46
- Michel, Mike (Stanford), P/K.....	1978
- Michels, John (USC), T.....	1999
- Michels, John (Tennessee), G.....	1953
- Middlebrook, Oren (Arkansas State), WR.....	1978
- Mikell, Quintin (Boise State), S.....	2003-10
- Mike-Mayer, Nick (Temple), K.....	1977-78
- Millard, Keith (Washington State), DT.....	1993
- Miller, Bubba (Tennessee), C/G.....	1996-2001
- Miller, Don (Southern Methodist), B.....	1954
- Miller, Shareef (Penn State), DE.....	2019
- Miller, Tom (Hampden-Sydney), E.....	1942-44
- Milling, Al (Richmond), G.....	1942
- Mills, Garrett (Tulsa), TE.....	2010
- Mills, Jalen (LSU), CB/S.....	2016-20
- Milon, Barnes (Austin), G.....	1934
- Milons, Freddie (Alabama), WR.....	2002
- Minshew, Gardner (Washington State), QB.....	2021-22
- Mira, George (Miami (FL)), QB.....	1969
- Miraldi, Dean (Utah), T.....	1982-84
- Mitcham, Gene (Arizona State), E.....	1958
- Mitchell, Brian (Southwestern Louisiana), RB/KR.....	2000-02
- Mitchell, Freddie (UCLA), WR.....	2001-04

- Mitchell, Leonard (Houston), DE/DT.....	1981-86
- Mitchell, Martin (Tulane), DB.....	1977
- Mitchell, Randall † (Tennessee-Chattanooga), DT.....	1987
- Moats, Ryan (Louisiana Tech), RB.....	2005-07
- Molden, Frank (Jackson State), T.....	1968
- Molk, David (Michigan), C.....	2014-15
- Monk, Art (Syracuse), WR.....	1995
- Monroe, Henry (Mississippi State), CB.....	1979
- Montgomery, Monty (Houston), CB.....	2001
- Montgomery, Wilbert (Abilene Christian), RB.....	1977-84
- Mooney, Tim † (Western Kentucky), DE.....	1987
- Moore, Damon (Ohio State), SS.....	1999-2001
- Moore, Evan (Stanford), TE.....	2012
- Moreno, Zeke (USC), LB.....	2005
- Morey, Sean (Brown), WR.....	2001, '03
- Morgan, Dennis (Western Illinois), KR.....	1975
- Morgan, Mike (LSU), LB.....	1964-67
- Morris, Dwaine (Southwestern Louisiana), DT.....	1985
- Morris, Stephen (Miami (FL)), QB.....	2015
- Morriss, Guy (TCU), C.....	1973-83
- Morse, Bobby (Michigan State), RB/KR.....	1987
- Mortell, Emmett (Wisconsin), B.....	1937-39
- Moseley, Mark (Stephen F. Austin), K.....	1970
- Moselle, Dom (Wisconsin-Superior), B.....	1954
- Moten, Adrian (Maryland), LB.....	2012
- Mrkonic, George (Kansas), T.....	1953
- Muha, Joe (Virginia Military), B.....	1946-50
- Muhlmann, Horst ( <i>no college</i> ), K.....	1975-77
- Mulligan, George (Catholic), E.....	1936
- Murley, Dick (Purdue), T.....	1956
- Murphy, Nick (Arizona State), P.....	2005
- Murray, Calvin (Ohio State), RB.....	1981-82
- Murray, DeMarco (Oklahoma), RB.....	2015
- Murray, Eddie (Tulane), K.....	1994
- Murray, Francis (Pennsylvania), B.....	1939-40
- Myers, Brad (Bucknell), B.....	1958
- Myers, Jack (UCLA), B.....	1948-50

**Player (College), Position****Years**

<b>N</b> Nacrelli, Andy (Fordham), E.....	1958
- Nease, Mike † (Tennessee-Chattanooga), C/T.....	1987
- Nelson, Al (Cincinnati), DB.....	1965-73
- Nelson, Dennis (Illinois State), T.....	1976-77
- Nelson, Steven (Oregon State), CB.....	2021
- Nelson, Tom (Illinois State), S.....	2011
- Nettles, Jim (Wisconsin), DB.....	1965-68
- Newton, Charles (Washington), B.....	1939-40
- Ngata, Haloti (Oregon), DT.....	2018
- Nichols, Gerald (Florida State), DT.....	1993
- Niland, John (Iowa), G.....	1975-76
- Nipp, Maurice (Loyola (CA)), G.....	1952-53, '56
- Nocera, John (Iowa), LB.....	1959-62
- Norby, Jack (Idaho), B.....	1934
- Nordquist, Mark (Pacific), G.....	1968-74
- Norton, Jerry (Southern Methodist), B.....	1954-58
- Norton, Jim (Washington), T.....	1968
- Norwood, Jordan (Penn State), WR.....	2009
- Nowak, Walt (Villanova), E.....	1944

**Player (College), Position****Years**

<b>O</b> Oakes, Don (Virginia Tech), T.....	1961-62
- O'Boyle, Harry (Notre Dame), B.....	1933
- O'Brien, Davey (TCU), QB.....	1939-40
- O'Brien, Ken (California-Davis), QB.....	1993
- Obst, Henry (Syracuse), G.....	1933





- Oden, Derrick (Alabama), LB.....	1993-95
- Olds, Bill (Nebraska), RB.....	1976
- Oliver, Greg (Trinity (TX)), RB.....	1973-74
- Oliver, Hubie (Arizona), FB.....	1981-85
- O'Neal, Brian (Penn State), FB.....	1994
- <b>Opeta, Sua (Weber State), G.....</b>	<b>2019-</b>
- Opperman, Jim (Colorado State), LB.....	1975
- O'Quinn, John (Wake Forest), E.....	1951
- Ordway, William (North Dakota), B.....	1939
- Oristaglio, Bob (Pennsylvania), E.....	1952
- Ormsbee, Elliott (Bradley), B.....	1946
- Osborn, Mike (Kansas State), LB.....	1978
- Osborne, Richard (Texas A&M), TE.....	1976-78
- Ostman, Joe (Central Michigan), DE.....	2019-21
- Outlaw, John (Jackson State), DB.....	1973-78
- Overmyer, Bill (Ashland), LB.....	1972
- Owens, Don (Southern Mississippi), T.....	1958-60
- Owens, Jeff (Georgia), DT.....	2010
- Owens, Terrell (Tennessee-Chattanooga), WR.....	2004-05

**Player (College), Position**

**Years**

<b>P</b> Pacella, Dave (Maryland), G/C.....	1984
- Padlow, Max (Ohio State), E.....	1935
- Page, Jarrad (UCLA), S.....	2011
- Pagliei, Joe (Clemson), B.....	1959
- Palelei, Lonnie (UNLV), T/G.....	1999
- Palmer, Leslie (North Carolina State), B.....	1948
- Panos, Joe (Wisconsin), G.....	1994-97
- Papale, Vince (St. Joseph's (PA)), WR.....	1976-78
- Pape, Orrin (Iowa), B.....	1933
- Parker, Artimus (USC), DB.....	1974-76
- Parker, Juqua (Oklahoma State), DE.....	2005-12
- Parker, Rodney (Tennessee State), WR.....	1980-81
- Parkey, Cody (Auburn), K.....	2014-15
- Parks, Will (Arizona), S.....	2020
- Parmer, Jim (Oklahoma A&M), B.....	1948-56
- Parry, Josh (San Jose State), FB.....	2004-05
- Pascal, Zach (Old Dominion), WR.....	2022
- Paschal, Marcus (Iowa), S.....	2007
- Paschka, Gordon (Minnesota), G.....	1943
- Pastorini, Dan (Santa Clara), QB.....	1982-83
- Pate, Rupert (Wake Forest), G.....	1942
- Patrick, Chris (Nebraska), T.....	2008
- Patterson, Dimitri (Tuskegee), CB.....	2008-10
- Patterson, Mike (USC), DT.....	2005-12
- Patton, Cliff (TCU), G.....	1946-50
- Patton, Jerry (Nebraska), DT.....	1974
- Payne, Ken (Langston), WR.....	1978
- Peaks, Clarence (Michigan State), B.....	1957-63
- Pederson, Doug (Northeast Louisiana), QB.....	1999
- Peete, Rodney (USC), QB.....	1995-98
- Pegg, Harold (Bucknell), C.....	1940
- Pellegrini, Bob (Maryland), LB.....	1956, '58-61
- Penaranda, Jairo (UCLA), RB.....	1985
- Peoples, Woody (Grambling), G.....	1978-80
- Perkins, Joshua (Washington), TE.....	2018, '19-20
- Perot, Pete (Northwestern Louisiana), G.....	1979-84
- Perrino, Mike † (Notre Dame), T.....	1987
- Perry, Bruce (Maryland), RB.....	2004-06
- Perry, William (Clemson), DT.....	1993-94
- Peters, Floyd (San Francisco State), DT.....	1964-69
- Peters, Jason (Arkansas), T/G.....	2009-20
- Peters, Scott (Arizona State), C/G.....	2002
- Peters, Volney (USC), T.....	1958
- Pettigrew, Gary (Stanford), DT.....	1966-74

- Philbin, Gerry (Buffalo), DE.....	1973
- Phillips, Jason (TCU), LB.....	2013
- Phillips, Ray (Nebraska), LB.....	1978-81
- Phillips, Ray † (North Carolina State), DE/LB.....	1987
- Piasecky, Albert (Duke), E.....	1942
- Picard, Bob (Washington State), WR.....	1973-76
- Pierschbacher, Ross (Alabama), C.....	2020-
- Pihos, Pete (Indiana), E.....	1947-55
- Pilconis, Joe (Temple), E.....	1934, '36-37
- Pinder, Cyril (Illinois), B.....	1968-70
- Pinkston, Todd (Southern Mississippi), WR.....	2000-05
- Piro, Henry (Syracuse), E.....	1941
- Pisarcik, Joe (New Mexico State), Qb.....	1980-84
- Pitts, Alabama ( <i>no college</i> ), B.....	1935
- Pitts, Mike (Alabama), DT/DE.....	1987-92
- Pivarnick, Joe (Notre Dame), G.....	1936
- Poage, Ray (Texas), E.....	1964-65
- Polk, Chris (Washington), RB.....	2012-14
- Pollard, Al (Army), B.....	1951-53
- Polley, Tom (UNLV), LB.....	1985
- Pollack, William (Pennsylvania Military), B.....	1943
- Pope, Geoff (Howard), CB.....	2009
- Porter, Ron (Idaho), LB.....	1969-72
- Poth, Phil (Gonzaga), G.....	1934
- Powell, Art (San Jose State), B.....	1959
- Powlus, Ron (Notre Dame), QB.....	2000
- Poyer, Jordan (Oregon State), CB.....	2013
- Prater, Shaun (Iowa), CB.....	2013
- Preece, Steve (Oregon State), DB.....	1970-72
- Prescott, Hal (Hardin-Simmons), E.....	1947-49
- President, Andre (Angelo State), TE.....	1997
- Priestly, Robert (Brown), E.....	1942
- Prisco, Nick (Rutgers), B.....	1933
- Pritchard, Bosh (Virginia Military), B.....	1942, '46-51
- Pritchett, Stanley (South Carolina), RB.....	2000
- Prosinski, Chris (Wyoming), S.....	2014
- Pryor, Matt (TCU), G/T.....	2018-20
- Puetz, Garry (Valparaiso), T.....	1979
- Pumphrey, Donnel (San Diego State), RB.....	2017
- Pylman, Bob (South Dakota State), T.....	1938-39
- Pyne, Jim (Virginia Tech), C/G.....	2001

**Player (College), Position**

**Years**

<b>Q</b> Qualls, Elijah (Washington), DT.....	2017
- Quick, Mike (North Carolina State), WR.....	1982-90
- Quinlan, Bill (Michigan State), E.....	1963
- Quinn, Robert (North Carolina), DE.....	2022

**Player (College), Position**

**Years**

<b>R</b> Rado, George (Duquesne), E.....	1937-38
- Ragazzo, Phil (Case Western Reserve), T.....	1940-41
- Ramsey, Herschel (Texas Tech), E.....	1938-40, '45
- Ramsey, Knox (William & Mary), G.....	1952
- Ramsey, LaLuan (USC), DT.....	2006-07
- Ramsey, Nate (Indiana State), DB.....	1963-72
- Rash, Lou (Mississippi Valley State), CB.....	1984
- Raskowski, Leo (Ohio State), T.....	1935
- Ratliff, Don (Maryland), DE.....	1975
- Rau, Ryan (Portland State), LB.....	2012
- Rauch, John (Georgia), B.....	1951
- Rayburn, Sam (Tulsa), DT.....	2003-06
- Raye, Jim (Michigan State), DB.....	1969
- Reader, Jamie (Akron), FB.....	2001
- Reagan, Frank (Pennsylvania), B.....	1949-51
- Reagor, Jalen (TCU), WR.....	2020-21



- Reagor, Montae (Texas Tech), DT .....	2007
- Reaves, John (Florida), QB .....	1972-75
- Recher, Dave (Iowa), C .....	1965-68
- <b>Reddick, Haason (Temple), LB .....</b>	<b>2022-</b>
- Reed, J.R. (South Florida), S/KR .....	2004-05, '07-08
- Reed, James (California), LB .....	1977
- Reed, Michael (Washington), FB .....	1998
- Reed, Taft (Jackson State), B .....	1967
- Reese, Henry (Temple), C/LB .....	1935-39
- Reese, Ike (Michigan State), LB .....	1998-2004
- Reeves, Ken (Texas A&M), T .....	1985-89
- Reeves, Marion (Clemson), DB .....	1974
- Reichenbach, Mike (East Stroudsburg), LB .....	1984-89
- Reichow, Jerry (Iowa), E .....	1960
- Reid, Alan (Minnesota), RB .....	1987
- Reid, Mike (North Carolina State), S .....	1993-94
- Reid, Willie (Florida State), WR .....	2008
- Reilly, Kevin (Villanova), LB .....	1973-74
- Renfro, Leonard (Colorado), DT .....	1993-94
- Renfro, Will (Memphis State), E .....	1961
- Repko, Jay † (Ursinus), TE .....	1987
- Restic, Joe (Villanova), E .....	1952
- Retzlaff, Pete (South Dakota State), TE .....	1956-66
- Reutt, Ray (Virginia Military), E .....	1943
- Reynolds, Dallas (BYU), C .....	2009, '12
- Reynolds, Ed (Stanford), S .....	2015
- Reynolds, LaRoy (Virginia), LB .....	2018
- Ricca, Jim (Georgetown), T .....	1955-56
- Rice, Denzel (Coastal Carolina), CB .....	2015
- Richards, Bobby (LSU), E .....	1962-65
- Richardson, Jess (Alabama), T .....	1953-61
- Richardson, Paul (UCLA), WR .....	1993
- Richmond, Greg (Oklahoma State), LB .....	2005
- Ridgeway, Hassan (Texas), DT .....	2019-21
- Riffle, Dick (Albright), B .....	1938-40
- Riley, Duke (LSU), LB .....	2019-20
- Riley, Elijah (Army), S .....	2020-21
- Riley, Lee (Detroit Mercy), B .....	1956, '58-59
- Rimington, Dave (Nebraska), C .....	1988-89
- Ringo, Jim (Syracuse), C .....	1964-67
- Rissmiller, Ray (Georgia), T .....	1966
- Ritchie, Jon (Stanford), FB .....	2003-04
- Robb, Joe (TCU), E .....	1959-60
- Roberts, John (Georgia), B .....	1933-34
- Robey-Coleman, Nickell (USC), CB .....	2020
- Robinson, Burle (BYU), E .....	1935
- Robinson, Jacques † (Washington), FB .....	1987
- <b>Robinson, Janarius (Florida State), DE .....</b>	<b>2022-</b>
- Robinson, Jerry (UCLA), LB .....	1979-84
- Robinson, Patrick (Florida State), CB .....	2017
- Robinson, Ramzee (Alabama), CB .....	2009
- Robinson, Wayne (Minnesota), LB .....	1952-56
- Rocca, Sav ( <i>no college</i> ), P .....	2007-10
- Rodgers, Richard (California), TE .....	2018, '19-21
- Rodgers-Cromartie, Dominique (Tennessee State), CB .....	2011-12
- Roffler, William (Washington State), B .....	1954
- Rogalla, John (Scranton), B .....	1945
- Rogas, Dan (Tulane), G .....	1952
- Rogers, Stefan (Lambuth), T .....	2006-07
- Rolle, Brian (Ohio State), LB .....	2011-12
- Romanowski, Bill (Boston College), LB .....	1994-95
- Romero, Ray (Kansas State), G .....	1951
- Roper, Dedrick (Northwood), LB .....	2005-06
- Roper, John (Texas A&M), LB .....	1993
- Rose, Ken (UNLV), LB .....	1990-94

- Ross, Alvin † (Central State (OH)), FB .....	1987
- Ross, Oliver (Iowa State), T .....	1999
- Rossovich, Tim (USC), LB .....	1968-71
- Rossum, Allen (Notre Dame), CB/KR .....	1998-99
- Roton, Herbert (Auburn), E .....	1937
- Roussel, Tom (Southern Mississippi), LB .....	1973
- Rowan, Everitt (Ohio State), E .....	1933
- Rowe, Eric (Utah), DB .....	2015
- Rowe, Robert (Colgate) B .....	1935
- Royals, Mark † (Appalachian State), P .....	1987
- Rucker, Keith (Ohio Wesleyan), DT .....	1996
- Rucker, Martin (Missouri), TE .....	2009
- Rudolph, Joe (Wisconsin), G .....	1995
- Runager, Max (South Carolina), P .....	1979-83, '89
- Runyan, Jon (Michigan), T .....	2000-08
- Rush, Anthony (Alabama-Birmingham), DT .....	2019
- Russell, Booker (Southwest Texas State), FB .....	1981
- Russell, James (Temple), T .....	1936-37
- Russell, Laf (Northwestern), B .....	1933
- Russell, Rusty (South Carolina), T .....	1984
- Ruzek, Roger (Weber State), K .....	1989-93
- Ryan, Pat (Tennessee), QB .....	1991
- Ryan, Rocky (Illinois), E .....	1956-58
- Ryans, DeMeco (Alabama), LB .....	2012-15
- Ryczek, Paul † (Virginia), C .....	1987
- Rypien, Mark (Washington State), QB .....	1996

**Player (College), Position**

**Years**

<b>S</b> Sader, Steve ( <i>no college</i> ), B .....	1943
- Saidock, Tom (Michigan State), T .....	1957
- Salas, Greg (Hawaii), WR .....	2012
- Sampleton, Lawrence (Texas), TE .....	1982-84
- Samson, Michael (Grambling State), DT .....	1996
- Samuel, Asante (Central Florida), CB .....	2008-11
- Sanchez, Mark (USC), QB .....	2014-15
- Sanders, Jack (Southern Methodist), G .....	1943, '45
- Sanders, John (South Dakota), DB .....	1977-79
- Sanders, Miles (Penn State), RB .....	2019-22
- Sanders, Thomas (Texas A&M), RB .....	1990-91
- Sandifer, Dan (LSU), B .....	1950-51
- Sapp, Ricky (Clemson), DE .....	2010
- Sapp, Theron (Georgia), B .....	1959-63
- Savitsky, George (Pennsylvania), T .....	1948-49
- Saxon, James (San Jose State), FB .....	1995
- Scandrick, Orlando (Boise State), CB .....	2019
- Scarpati, Joe (North Carolina State), B .....	1964-69, '71
- Schad, Mike (Queens (Canada)), G .....	1989-93
- Schaefer, Don (Notre Dame), B .....	1956
- Schau, Ryan (Illinois), T/G .....	1999-2001
- Schmitt, Owen (West Virginia), FB .....	2010-11
- Schmitt, Ted (Pittsburgh), C .....	1938-40
- Schnelker, Bob (Bowling Green), E .....	1953
- Schneller, Bill (Mississippi), B .....	1940
- Schobel, Matt (TCU), TE .....	2006-08
- Schrader, Jim (Notre Dame), C .....	1962-64
- Schreiber, Adam (Texas), G/C .....	1986-88
- Schuehle, Jake (Rice), B .....	1939
- Schultz, Eberle (Oregon State), G .....	1940, '43
- Schulz, Jody (East Carolina), LB .....	1983-87
- Sciarra, John (UCLA), DB .....	1978-83
- Scullo, Steve (Marshall), G .....	2004
- <b>Scott, Boston (Louisiana Tech), RB .....</b>	<b>2018-</b>
- Scott, Clyde (Arkansas), B .....	1949-52
- Scott, Gari (Michigan State), WR .....	2000-01
- Scott, Ian (Florida), DT .....	2007



- Scott, Jake (Idaho), G.....2012	- Smith, Ed ( <i>no college</i> ), TE.....1999
- <b>Scott, Josiah (Michigan State), CB..... 2021-</b>	- Smith, J.D. (Rice), T..... 1959-63
- Scott, Tom (Virginia), E..... 1953-58	- Smith, Jack (Stanford), C.....1942
- Scotti, Ben (Maryland), B..... 1962-63	- Smith, Jackie (Troy State), DB.....1971
- Seals, Leon (Jackson State), DT.....1992	- Smith, John (Florida), T..... 1945
- Sears, Vic (Oregon State), T..... 1941-53	- Smith, L.J. (Rutgers), TE..... 2003-08
- Seay, Mark (Long Beach State), WR..... 1996-97	- Smith, Marcus (Louisville), LB/DE..... 2014-16
- Sebastian, Mike (Pittsburgh), B..... 1935	- Smith, Milton (UCLA), E.....1945
- Selby, Rob (Auburn), G..... 1991-94	- Smith, Otis (Missouri), CB..... 1991-94
- Sendejo, Andrew (Rice), S.....2019	- Smith, Phil (San Diego State), WR.....1986
- <b>Sermon, Trey (Ohio State), RB..... 2022-</b>	- Smith, Ralph (Mississippi), E..... 1962-64
- Seumalo, Isaac (Oregon State), G..... 2016-22	- Smith, Rashad (Florida Atlantic), LB.....2020
- Seymour, Kevon (USC), CB.....2020	- Smith, Ray (Missouri), C..... 1933
- Shann, Bob (Boston College), B.....1965, '67	- Smith, Rich (Ohio State), C.....1933
- Sharkey, Ed (Duke), T..... 1954-55	- Smith, Robert (Nebraska), B.....1956
- Shaub, Harry (Cornell), G.....1935	- Smith, Ron (San Diego State), WR..... 1981-83
- Shaw, Rickie (North Carolina), T.....1994	- Smith, Steve (USC), WR.....2011
- Shaw, Ricky (Oklahoma State), LB..... 1989-90	- Smith, Steve (Michigan), T..... 1971-74
- Shepherd, JaCorey (Kansas), CB.....2015	- Smith, Torrey (Maryland), WR.....2017
- Sheppard, Lito (Florida), CB.....2002-08	- Smith, Troy (East Carolina), WR.....1999
- Sherman, Al (Brooklyn College), B.....1943-47	- Smith, Wade (Memphis), OL.....2014
- Sherman, Heath (Texas A&I), RB.....1989-93	- Smothers, Howard (Bethune-Cookman), G.....1995
- Shires, Marshall (Tennessee), T.....1945	- Smukler, Dave (Temple), B..... 1936-39
- Shonk, John (West Virginia), E.....1941	- Snead, Norm (Wake Forest), B.....1964-70
- Short, Jason (Eastern Michigan), LB.....2004-06	- Snyder, Lum (Georgia Tech), T.....1952-55, '58
- Shuler, Mickey (Penn State), TE.....1990-91	- Sodaski, John (Villanova), LB.....1972-73
- Siano, Mike † (Syracuse), WR.....1987	- Sokolis, Stan (Pennsylvania), T.....1933
- Sikahema, Vai (BYU), WR/PR.....1992-93	- Solomon, Freddie (South Carolina State), WR.....1995-98
- Sills, Josh (Oklahoma State), G.....2022	- Solt, Ron (Maryland), G.....1988-91
- Simerson, John (Purdue), C.....1957-58	- Somers, George (LaSalle), T.....1939-40
- Simmons, Clyde (Western Carolina), DE.....1986-93	- Sopoaga, Isaac (Hawaii), DT.....2013
- Simon, Corey (Florida State), DT.....2000-04	- Spach, Stephen (Fresno State), TE.....2005
- Simoneau, Mark (Kansas State), LB.....2003-05	- Spagnola, John (Yale), TE.....1979-87
- Sims, David (Iowa State), S.....2012	- Spence, Akeem (Illinois), DT.....2019
- Sims, Ernie (Florida State), LB.....2010	- Spikes, Takeo (Auburn), LB.....2007
- Sinceno, Kaseem (Syracuse), TE.....1998-99	- Spillers, Ray (Arkansas), T.....1937
- Sinclair, Michael (Eastern New Mexico), DE.....2002	- Sproles, Darren (Kansas State), RB.....2014-19
- Singletary, Reggie (North Carolina State), DT/G.....1986-90	- Square, Damion (Alabama), DE.....2013
- Singleton, Alex (Montana State), LB.....2019-21	- Stackpool, John (Washington), B.....1942
- Sinnett, Reid (San Diego), QB.....2021	- Stacy, Siran (Alabama), RB.....1992
- <b>Siposs, Arryn (Auburn), P..... 2021-</b>	- Stafford, Dick (Texas Tech), E.....1962-63
- Sisemore, Jerry (Texas), T.....1973-84	- Staley, Duce (South Carolina), RB.....1997-2003
- Sistrunk, Manny (Arkansas-Pine Bluff), DT.....1976-79	- Stallworth, Donté (Tennessee), WR.....2006
- Skaggs, Jim (Washington), G.....1963-72	- Stastica, Leo (Colorado), B.....1941
- Skladany, Leo (Pittsburgh), E.....1949	- Steele, Ernie (Washington), B.....1942-48
- Skladany, Tom (Ohio State), P.....1983	- Steere, Dick (Drake), T.....1951
- Slater, Mark (Minnesota), C.....1979-83	- Steinbock, Laurence (St. Thomas), T.....1933
- <b>Slay, Darius (Mississippi State), CB..... 2020-</b>	- Steinke, Gil (Texas A&I), B.....1945-48
- Slay, Henry (West Virginia), DT.....1998	- Stetz, Bill (Boston College), G.....1967
- Slechta, Jeremy (Nebraska), DT.....2002	- Stevens, Don (Illinois), B.....1952, '54
- Small, Jessie (Eastern Kentucky), LB.....1989-91	- Stevens, JaCoby (LSU), LB.....2021
- Small, Torrance (Alcorn State), WR.....1999-2000	- Stevens, Matt (Appalachian State), S.....1997-98
- Smalls, Fred † (West Virginia), LB.....1987	- Stevens, Pete (Temple), C.....1936
- Smallwood, Wendell (West Virginia), RB.....2016-18	- Stevens, Richard (Baylor), T.....1970-74
- Smart, Rod (Western Kentucky), RB.....2001	- Steward, Dean (Ursinus), B.....1943
- Smeja, Rudy (Michigan), E.....1946	- Stewart, Tony (Penn State), TE.....2001-02
- Smith, Alex (Stanford), TE.....2009	- Stickel, Walt (Pennsylvania), T.....1950-51
- Smith, Ben (Georgia), CB/S.....1990-93	- Stockton, Herschel (McMurry), G.....1937-38
- Smith, Brad (Missouri), WR.....2013-14	- <b>Stoll, Jack (Nebraska), TE..... 2021-</b>
- Smith, Bryan (McNeese State), DE.....2008	- Storm, Edward (Santa Clara), B.....1934-35
- Smith, Charles (Grambling), WR.....1974-81	- Strauthers, Tom (Jackson State), DE.....1983-86
- Smith, C.J. (North Dakota State), CB.....2016	- Stribling, Bill (Mississippi), E.....1955-57
- Smith, Darrin (Miami (FL)), LB.....1997	- Strickland, Donald (Colorado), CB.....2005
- Smith, Daryle (Tennessee), T.....1990-92	- Striegel, Bill (Pacific), G.....1959
- <b>Smith, DeVonta (Alabama), WR..... 2021-</b>	- Stringer, Bob (Tulsa), B.....1952-53



- Stuart, Roy (Tulsa), T.....	1943
- Stubbs, Daniel (Miami (FL)), DE.....	1995
- Sturgeon, Cecil (North Dakota State), T.....	1941
- Sturgis, Caleb (Florida), K.....	2015-17
- Sturm, Jerry (Illinois), C.....	1972
- Sudfeld, Nate (Indiana), QB.....	2017-20
- Suffridge, Bob (Tennessee), G.....	1941-45
- Sugar, Leo (Purdue), E.....	1961
- Suh, Ndamukong (Nebraska), DT.....	2022
- Sullivan, Chandon (Georgia State), CB.....	2018
- Sullivan, Tom (Miami (FL)), RB.....	1972-77
- Sullivan, Tre (Shepherd), S.....	2018
- Supluski, Leonard (Dickinson), E.....	1942
- Sutton, Joe (Temple), B.....	1950-52
- Sutton, Mitch (Kansas), DT.....	1974-75
- <b>Sweat, Josh (Florida State), DE.....</b>	<b>2018-</b>
- Swift, Justin (Kansas State), TE.....	1999
- Sydner, Jeff (Hawaii), WR/PR.....	1992-94
- Szafaryn, Len (North Carolina), T.....	1957-58
- Szymanski, Frank (Notre Dame), C.....	1948

**Player (College), Position**

**Years**

<b>T</b> Talcott, Dan (Nevada), T.....	1947
- Taliaferro, George (Indiana), B.....	1955
- Tamburello, Ben (Auburn), C/G.....	1987-90
- Tapeh, Thomas (Minnesota), FB.....	2004-07
- Tapp, Darryl (Virginia Tech), DE.....	2010-12
- Tarasovic, George (LSU), E.....	1963-65
- Tarver, John (Colorado), RB.....	1975
- Taseff, Carl (John Carroll), B.....	1961
- Tate, Golden (Notre Dame), WR.....	2018
- Tautalatasi, Junior (Washington State), RB.....	1986-88
- Tautolo, Terry (UCLA), LB.....	1976-79
- Taylor, Bobby (Notre Dame), CB.....	1995-2003
- <b>Taylor, Davion (Colorado), LB.....</b>	<b>2020-21</b>
- Teltschik, John (Texas), P.....	1986-90
- Tennant, Matt (Boston College), C.....	2012
- Te'o-Nesheim, Daniel (Washington), DE.....	2010
- Thacker, Al (Charleston), B.....	1942
- Thomas, Hollis (Northern Illinois), DT.....	1996-2005
- Thomas, Johnny (Baylor), CB.....	1996
- Thomas, Markus (Eastern Kentucky), RB.....	1993
- Thomas, William (Texas A&M), LB.....	1991-99
- Thomas, Tra (Florida State), T.....	1998-2008
- Thomason, Bobby (Virginia Military), QB.....	1952-57
- Thomason, Jeff (Oregon), TE.....	2000-02, '04
- Thomason, John "Stumpy" (Georgia Tech), B.....	1935-36
- Thompson, Broderick (Kansas), T.....	1993-94
- Thompson, Don (Richmond), E.....	1964
- Thompson, Russ (Nebraska), T.....	1940
- Thompson, Tommy (Tulsa), B.....	1941-42, '45-50
- Thoms, Art (Syracuse), DE.....	1977
- Thornburg, Jeremy (Northern Arizona), S.....	2005
- Thornton, Cedric (Southern Arkansas), DT/DE.....	2011-15
- Thornton, Dick (Missouri-Rolla), B.....	1933
- Thrash, James (Missouri Southern), WR.....	2001-03
- Thrower, Jim (Texas A&M-Commerce), DB.....	1970-72
- Thurbon, Robert (Pittsburgh), B.....	1943
- Thurmond, Walter (Oregon), CB.....	2015
- Timpson, Michael (Penn State), WR.....	1997
- Tinsley, Scott † (USC), QB.....	1987
- Tobin, Matt (Iowa), T.....	2013-16
- Togafau, Pago (Idaho State), LB.....	2007
- Togia, Noah (Oregon State), TE.....	2021

- Tom, Mel (San Jose State), DE.....	1967-73
- Tomasetti, Lou (Bucknell), B.....	1940-41
- Toney, Anthony (Texas A&M), FB.....	1986-90
- Toohill, Casey (Stanford), DE.....	2020
- Torrey, Bob (Penn State), FB.....	1980
- <b>Toth, Brett (Army), T.....</b>	<b>2020-</b>
- Townsend, Greg (TCU), DE.....	1994
- Tracey, John (Texas A&M), E.....	1961
- Treggs, Bryce (California), WR.....	2016
- Tremble, Greg (Georgia), DB.....	1995
- Tripucka, Frank (Notre Dame), B.....	1949
- Trost, Milton (Marquette), T.....	1940
- Trotter, Jeremiah (Stephen F. Austin), LB.....	1998-2001, '04-06, '09
- Troup, Bill (South Carolina), QB.....	1975
- Tucker, Casey (Arizona State), T.....	2021
- Tucker, Matthew (TCU), RB.....	2013
- <b>Tuipulotu, Marlon (USC), DT.....</b>	<b>2021-</b>
- Tulloch, Stephen (North Carolina State), LB.....	2016
- Tupou, Fenuki (Oregon), T.....	2009
- Tupper, Jeff (Oklahoma), DE.....	1986
- Turnbow, Guy (Mississippi), T.....	1933-34
- Turner, Kevin (Alabama), FB.....	1995-99
- Turner, Paul (Louisiana Tech), WR.....	2016
- Turral, Willie † (New Mexico), RB.....	1987
- Tuten, Rick (Florida state), P.....	1989
- Tyrrell, Joe (Temple), G.....	1952

**Player (College), Position**

**Years**

<b>U</b> Ulmer, Michael † (Doane), DB.....	1987
- Unutoa, Morris (BYU), C.....	1996-98
- Upersa, Tuufuli (Montana), G.....	1971
- Urevig, Claude (North Dakota), B.....	1935

**Player (College), Position**

**Years**

<b>V</b> Vaeao, Destiny (Washington State), DT.....	2016-18
- Vaitai, Halapoulivaati (TCU), T.....	2016-19
- Valentine, Zack (East Carolina), LB.....	1982-83
- Vallos, Steve (Wake Forest), C/G.....	2012
- Van Brocklin, Norm (Oregon), QB.....	1958-60
- Van Buren, Ebert (LSU), B.....	1951-53
- Van Buren, Steven (LSU), B.....	1944-51
- Vanderveelde, Julian (Iowa), C/G.....	2011-15
- Van Dyke, Alex (Nevada), WR.....	1999-2000
- Van Dyke, Bruce (Missouri), G.....	1966
- Vasys, Arunas (Notre Dame), LB.....	1966-68
- Vick, Michael (Virginia Tech), QB.....	2009-13
- Vick, Roger (Texas A&M), RB.....	1990
- Vincent, Kary (LSU), CB.....	2021
- Vincent, Troy (Wisconsin), CB.....	1996-2003
- von Oelhoffen, Kimo (Boise State), DT.....	2007

**Player (College), Position**

**Years**

<b>W</b> Wagner, Steve (Wisconsin), S/LB.....	1980-81
- Wainright, Frank (Northern Colorado), TE.....	1995
- Walik, Billy (Villanova), WR.....	1970-72
- Walker, Adam (Pittsburgh), FB.....	1996
- Walker, Corey (Arkansas State), RB.....	1997-98
- Walker, Darwin (Tennessee), DT.....	2000-06
- Walker, Herschel (Georgia), RB.....	1992-94
- Walker, Joe (Oregon), LB.....	2016-17
- Wall, Jamar (Texas Tech), S.....	2010
- Wallace, Al (Maryland), DE/LB.....	1997-99
- <b>Wallace, K'Von (Clemson), S.....</b>	<b>2020-</b>
- Wallace, Mike (Mississippi), WR.....	2018
- Walston, Bobby (Georgia), WR/K.....	1951-62





- Walters, Pete † (Western Kentucky), G.....	1987
- Walters, Stan (Syracuse), T.....	1975-83
- Walton, John (Elizabeth City State), QB.....	1976-79
- Wanogho, Prince Tega (Auburn), T.....	2020
- <b>Ward, Greg (Houston), WR.....</b>	<b>2019-21</b>
- Ward, Jim (Gettysburg), QB.....	1971-72
- Ware, Matt (UCLA), CB.....	2004-05
- Warmack, Chance (Alabama), G.....	2017-18
- Warren, Buist (Tennessee), B.....	1945
- Warren, Chris (Ferrum), RB.....	2000
- Waters, Andre (Cheyney), SS.....	1984-93
- Waters, Mike (San Diego State), FB.....	1986
- Watkins, Danny (Baylor), G.....	2011-12
- Watkins, Foster (West Texas A&M), B.....	1940-41
- Watkins, Jaylen (Florida), DB.....	2014-17
- Watkins, Larry (Alcorn A&M), B.....	1970-72
- <b>Watkins, Quez (Southern Mississippi), WR.....</b>	<b>2020-</b>
- Watson, Edwin (Purdue), RB.....	1999
- Watson, Terrell (Azusa Pacific), RB.....	2016
- Watson, Tim (Howard), SS.....	1997
- Watters, Ricky (Notre Dame), RB.....	1995-97
- Wayne, Nate (Mississippi), LB.....	2003-04
- Wear, Robert (Penn State), C.....	1942
- Weatherall, Jim (Oklahoma), T.....	1955-57
- Weaver, Jed (Oregon), TE.....	1999
- Weaver, Leonard (Carson-Newman), FB.....	2009-10
- Weber, Chuck (West Chester), LB.....	1959-61
- Weedon, Don (Texas), G.....	1947
- Wegert, Ted (North Carolina), B.....	1955-56
- Weiner, Albert (Muhlenberg), B.....	1934
- Weinstock, Isadore (Pittsburgh), B.....	1935
- Welbourn, John (California), G/T.....	1999-2003
- Weldon, Casey (Florida State), QB.....	1992
- Wells, Billy (Michigan State), B.....	1958
- Wells, Harold (Purdue), LB.....	1965-68
- Wells, Reggie (Clarion), G.....	2010
- Wendlick, Joseph (Oregon State), FL.....	1940
- Wentz, Carson (North Dakota State), QB.....	2016-20
- Wenzel, Jeff † (Tulane), T.....	1987
- West, Ed (Auburn), TE.....	1995-96
- West, Hodges (Tennessee), T.....	1941
- West, Troy † (USC), SS.....	1987
- Westbrook, Brian (Villanova), RB.....	2002-09
- Whalen, Jim (Boston College), E.....	1971
- Wheaton, Markus (Oregon State), WR.....	2018
- Wheeler, Mark (Texas A&M), DT.....	1999
- Whire, John (Georgia), B.....	1933
- White, Allison (TCU), T.....	1939
- White, Kyzir (West Virginia), LB.....	2022
- White, Reggie (Tennessee), DE/DT.....	1985-92
- White, Tracy (Howard), LB.....	2008-09
- Whiting, Brandon (California), DT/DE.....	1998-2003
- Whitmore, David (Stephen F. Austin), S.....	1995
- Whittingham, Fred (Cal Poly-San Luis Obispo), LB.....	1966, '71
- Wiatrak, John (Washington), C.....	1939
- Wilburn, Barry (Mississippi), FS.....	1995-96
- Wilcox, John (Oregon), T.....	1960
- Wilkes, Reggie (Georgia Tech), LB.....	1978-85
- Wilkins, Jeff (Youngstown State), K.....	1994
- Will, Erwin (Dayton), DT.....	1965
- Willey, Norman (Marshall), E.....	1950-57
- Williams, Ben (Minnesota), DT.....	1999
- Williams, Bernard (Georgai), T.....	1994
- Williams, Bobbie (Arkansas), G.....	2000-03
- Williams, Boyd (Syracuse), C.....	1947

- Williams, Byron (Texas-Arlington), WR.....	1983
- Williams, Calvin (Purdue), WR.....	1990-96
- Williams, Cary (Washburn), CB.....	2013-14
- Williams, Charlie (Jackson State), CB.....	1978
- Williams, Clyde (Georgia Tech), T.....	1935
- Williams, Henry "Gizmo" (East Carolina), WR/KR.....	1989
- Williams, Jason (Western Illinois), LB.....	2012
- Williams, Jerry (Washington State), B.....	1953-54
- Williams, Joel (Wisconsin-LaCrosse), LB.....	1983-85
- Williams, Michael (Mississippi College), RB.....	1983-84
- <b>Williams, Milton (Louisiana Tech), DT.....</b>	<b>2021-</b>
- Williams, Raequan (Michigan State), DT.....	2020-21
- Williams, Roger (Grambling), DB.....	1973
- Williams, Ted (Boston College), B.....	1942
- Williams, Tex (Auburn), G.....	1942
- Williams, Trevor (Penn State), CB.....	2020
- Williams, Tyrone (Wyoming), DE.....	1999-2000
- Willis, James (Auburn), LB.....	1995-98
- Wilson, Bill (Gonzaga), E.....	1938
- Wilson, Brenard (Vanderbilt), S.....	1979-86
- Wilson, Caleb (UCLA), TE.....	2020
- Wilson, Eric (Cincinnati), LB.....	2021
- Wilson, Harry (Nebraska), B.....	1967-70
- Wilson, Jerry (Auburn), E.....	1959-60
- Wilson, Marvin (Florida State), DT.....	2021-22
- Wilson, Osborne (Pennsylvania), G.....	1933-35
- Winfield, Vern (Minnesota), G.....	1972-73
- Wink, Dean (Yankton), DT.....	1967-68
- Wirgowski, Dennis (Purdue), DE.....	1973
- Wisniewski, Stefen (Penn State), C/G.....	2016-18
- Wistert, Al (Michigan), T.....	1943-51
- Witherspoon, Derrick (Clemson), RB.....	1995-97
- Witherspoon, Will (Georgia), LB.....	2009
- Wittenborn, John (Southeast Missouri State), G.....	1960-62
- Wojciechowicz, Alex (Fordham), C.....	1946-50
- Wolfe, Red (Texas), B.....	1940
- Wolff, Earl (North Carolina State), S.....	2013-14
- Woltman, Clem (Purdue), T.....	1938-40
- Woodard, Marc (Mississippi State), LB.....	1994-96
- Woodeshick, Tom (West Virginia), B.....	1963-71
- Woodruff, Lee (Mississippi), B.....	1933
- Woodruff, Tony (Fresno State), WR.....	1982-84
- Woodson, Sean (Jackson State), S.....	1998
- Worden, Neil (Notre Dame), B.....	1954, '57
- Woulfe, Mike (Colorado), LB.....	1962
- Wright, Gordon (Delaware State), G.....	1967
- Wright, Sylvester (Kansas), LB.....	1995-96
- Wukits, Al (Duquesne), C.....	1943
- Wyatt, Antwan (Bethune-Cookman), WR.....	1997
- Wydo, Frank (Cornell), T.....	1952-57
- Wyhonic, John (Alabama), G.....	1946-47
- Wynn, Dexter (Colorado State), CB.....	2004-06
- Wynn, William (Tennessee State), DE.....	1973-76

**Player (College), Position**

**Years**

<b>Y</b> Young, Adrian (USC), LB.....	1968-72
- Young, Charle (USC), TE.....	1973-76
- Young, Glen (Mississippi State), WR.....	1983
- Young, Michael (UCLA), WR.....	1993
- Young, Roynell (Alcorn State), CB.....	1980-88
- Young, Scott (BYU), G.....	2005-07
- Young, Vince (Texas), QB.....	2011
- Youngelman, Sid (Alabama), T.....	1956-58
- Yovicsin, John (Gettysburg), E.....	1944



<b>Player (College), Position</b>	<b>Years</b>
<b>Z</b> Zabel, Steve (Oklahoma), E/LB .....	1970-74
- Zandofsky, Mike (Washington), G .....	1997
- Zendejas, Luis (Arizona State), K.....	1988-89
- Ziegler, Frank (Georgia Tech), B.....	1949-53
- Zilly, John (Notre Dame), E.....	1952
- Zimmerman, Don (Northeast Louisiana), WR.....	1972-76
- Zimmerman, Roy (San Jose State), B .....	1942-46
- Zizak, Vince (Villanova), T.....	1934-37
- Zomalt, Eric (California), SS.....	1994-96
- Zordich, Michael (Penn State), SS .....	1994-98
- Zyntell, James (Holy Cross), G.....	1933-35





Player (College), Position	Years
<b>A</b> Acho, Emmanuel (Texas), LB	2013-14
- Adams, Jamar (Michigan), S	2010
- Adams, Josh (Notre Dame), RB	2018
- <b>Allen, Devon (Oregon), WR</b>	<b>2022</b>
- Allen, James (Oklahoma), RB	1997
- Amendola, Danny (Texas Tech), WR	2008-09
- Andrews, Josh (Oregon State), OL	2014, '17
- Arnold, Grayland (Baylor), DB	2020
- Arrington, Kyle (Hofstra), CB	2008
- Augafa, Patrick (Iowa State), G	1997
- Awosika, Kayode (Buffalo), G/T	2021-22

Player (College), Position	Years
<b>B</b> Bailey, David (Oklahoma State), DE	1989
- Bair, Brandon (Oregon), DE	2013
- Baker, Kawaan (South Alabama), WR	2022
- Barniro, Michael (Stony Brook), T	2013
- Barr, Robert (Rutgers), T	1999
- Barner, Kenjon (Oregon), RB	2014
- Bartley, Ephesians (Florida), LB	1992
- Bausby, De'Vante (Pittsburg State), CB	2017-18
- Beeler, Chase (Stanford), C	2012
- Bell, Joique (Wayne State), RB	2010
- Bello, B.J. (Illinois State), LB	2018
- Berardelli, Paul (Villanova), G	1989
- Blair, Marquise (Utah), S	2022
- Bonnet, Andrew (North Dakota State), FB	2016
- Bostic, James (Auburn), RB	1998
- Bostic, Jason (Georgia Tech), CB	1999
- Boyko, Brett (UNLV), T	2015
- Brackett, Brett (Penn State), TE	2011
- <b>Brooks, Kennedy (Oklahoma), RB</b>	<b>2022</b>
- Broughton, Luther (Furman), TE	1997
- Brown, Asantay (Western Michigan), LB	2018
- Brown, Ben (Tennessee State), QB	1990
- Brown, Billy (Shepherd), TE	2017-18
- Brown, Curt (North Carolina), DL	1993
- Brown, Jamon (Louisville), G	2020
- Bryant, Phil (Virginia Tech), RB	1994
- Bryant, Vaughn (Stanford), CB	1995
- Buckhalter, Chris (Southern Mississippi), FB	1996
- Bunche, Malcolm (UCLA), G	2015
- Burks, Dialleo (Eastern Kentucky), WR	1996
- Burley, Marcus (Delaware), CB	2013
- Burnett, Deontay (USC), WR	2019-20
- Burns, Lamont (East Carolina), G	1998
- Butler, Hakeem (Iowa State), TE	2020

Player (College), Position	Years
<b>C</b> Cadogan, Gerald (Penn State), T	2009
- Cain, Deon (Clemson), WR	2021-22
- Calicchio, Lonny (Mississippi), K	1997
- Cameron, Ronnie (Old Dominion), DT	2012
- Canonico, Eddie (Sacramento State), CB	2005
- Carrier, Derek (Beloit), TE	2012
- Carter, DeAndre (Sacramento State), WR	2018
- Cavił, Ben (Oklahoma), G	1996
- Chachere, Andre (San Jose State), S	2022
- Cherry, Don (Villanova), LB	2016-17
- Clark, Jeremy (Alabama), DT	2007
- Clark, Le'Raven (Texas Tech), T	2021-22
- Clements, Chuck (Houston), QB	1998
- <b>Cleveland, Tyrie (Florida), WR</b>	<b>2022</b>
- Clifton, Gregory (Johnson Smith), WR	1994

- Collins, Dobson (Gardner-Webb), WR	2009
- Collins, Jed (Washington State), FB	2008
- Council, Keith (Hampton), DT	1998
- Countess, Blake (Auburn), CB	2020
- <b>Covey, Britain (Utah), WR</b>	<b>2022</b>
- Cracraft, River (Washington State), WR	2019
- Crafts, Jonas (UTEP), TE	2005
- Craig, Winston (Richmond), DT	2017-18
- Crawford, Tarren (Central State (OH)), T/G	1998
- Crider, Harry (Indiana), C	2021
- Croom, Jason (Tennessee), TE	2020
- Cunningham, B.J. (Michigan State), WR	2012-13

Player (College), Position	Years
<b>D</b> Daniels, Torrance (Harding), LB	2006
- Dausin, Chris (Texas A&M), C	1994
- Davis, Brandon (Arkansas), TE	2002
- Davis, Deshaun (Auburn), LB	2019
- Davis, Jason (Illinois), FB	2007
- Davis, Pernell (Alabama-Birmingham), DT	2001
- Davis, Rashard (James Madison), WR	2017-18
- Davis, Reggie (Georgia), WR	2018
- Davis, Robert (Georgia State), WR	2019
- Day, Tim (Oregon), TE	2006
- Denham, Anthony (Utah), TE	2016
- Dial, Alan (UCLA), S	1989
- Dicker, Cameron (Texas), K	2022
- Dickerson, Kori (USC), TE	2002-03
- Dingle, Nate (Cincinnati), B	1995
- Dowtin, Marcus (North Alabama), LB	2012
- Drake, Troy (Indiana), T	1995
- Draper, Shawn (Alabama), TE	2002
- Duckworth, Tim (Auburn), G	2008
- Dunbar, Franklin (Middle Tennessee State), G	2008

Player (College), Position	Years
<b>E</b> Ebert, Jeremy (Northwestern), WR	2012
- Edwards, Anthony (New Mexico Highlands), WR	1989
- Edwards, Steve (Central Florida), T	2002
- Egboh, Pannel (Stanford), DT	2010
- Ellington, Dante (Alabama), T	2003
- Ellis, Alex (Tennessee), TE	2019
- <b>Elliss, Christian (Idaho), LB</b>	<b>2021-22</b>
- Ervin, Allen (Lambuth), RB	2009
- Esera, Tala (Hawaii), G	2008
- Eubanks, Nick (Michigan), TE	2021
- Evans, Joey (North Carolina), DE	2003
- Evans, Randall (Kansas State), CB	2015

Player (College), Position	Years
<b>F</b> Fabiano, Anthony (Harvard), C	2018
- Fanaika, Paul (Arizona State), G	2009
- Feeley, A.J. (Oregon), QB	2002
- Fogle, DeShawn (Kansas State), LB	1997
- Fontenot, Therrian (Fresno State), CB	2007
- Ford, Fredric (Mississippi Valley State), CB	1996
- Fountain, Maurice (Clemson), DE	2011
- Ford, Chase (Miami (FL)), TE	2012
- Fox, Dustin (Ohio State), CB	2006
- France, Todd (Toledo), K	2005
- Frank, John (Utah), DE	2001
- Franks, Jordan (Central Florida), TE	2020
- Fulgham, Travis (Old Dominion), WR	2020-21
- Furio, Dominic (UNLV), C	2005



Player (College), Position	Years
<b>G</b> Gabbard, Steven (Florida State), T	1989
- Gallery, Nick (Iowa), P	1998
- Gamble, Joel (Shippensburg), FB	2009
- Garlick, Tom (Fordham), WR	1994
- Gasperson, Michael (San Diego), WR	2005-07
- Gerhart, Tom (Ohio), S	1992
- Gerry, Nathan (Nebraska), LB	2017
- Gholston, Kendrick (Louisville), DE	2000
- Gibson, Mike (California), G	2009
- Gleichert, Andrew (Michigan State), TE	2015
- Goetz, Ron (Minnesota), LB	1991
- <b>Goodrich, Mario (Clemson), CB</b>	<b>2022</b>
- Gordon, Dillon (LSU), T	2017
- Graf, Kevin (USC), T	2014
- Gray, Anthony (Western New Mexico), RB	2001
- Green, Marcus (Louisiana-Monroe), WR	2019-20
- Greene, Darrell (San Diego State), G	2016-17
- Grymes, Aaron (Idaho), CB	2016
- Guidry, Javelin (Utah), CB	2022

Player (College), Position	Years
<b>H</b> Hall, Andy (Delaware), QB	2004-05
- Hall, Branden (Troy State), G	2004
- Hall, Chad (Air Force), WR	2010-11
- Hall, Ray (Washington State), DE	1994
- Hamilton, Cobi (Arkansas), WR	2014
- Hamilton, Justin (Louisiana-Lafayette), DT	2017
- Hamiter, Uhuru (Delaware State), DE	2000
- Hamler, Jamel (Fresno State), WR	2011
- Hamlett, Connor (Oregon State), TE	2015
- Hamner, Thomas (Minnesota), RB	2000
- Hampton, William (Murray State), CB	2000
- Hankton, Karl (Trinity College), WR	1998
- Harmon, Eric (Clemson), G	1991
- Harris, Ajene (USC), CB	2019
- Harris, Anthony (Virginia), S	2022
- Harper, Rod (Murray State), WR	2010
- Harris, Erick (Liberty), CB	2006-07
- Harrison, Brandon (Michigan), S	2009
- Harrison, Brandon (Howard Payne), WR	1996
- Harrison, Tyreo (Notre Dame), LB	2002
- Hart, Clinton (Central Florida C.C.), S	2002
- Harvey, Jasper (San Diego State), C	2006
- Hasselbeck, Tim (Boston College), QB	2002
- Havili, Stanley (USC), FB	2011
- Hawkins, Josh (East Carolina), CB	2018
- Hector, Bruce (South Florida), DT	2018-19
- Hefney, Jonathan (Tennessee), CB	2008
- Henderson, De'Angelo (Coastal Carolina), RB	2019
- Henry, Maurice (Kansas State), LB	1990
- Hepburn, Brandon (Florida A&M), LB	2014-15
- Hess, Bill (West Chester), WR	1991-92
- Hester, Treyvon (Toledo), DT	2018, '20
- Hightower, John (Boise State), WR	2021
- Hill, Anthony (North Carolina State), TE	2011
- Hill, Lavert (Michigan), CB	2020
- Hill, P.J. (Wisconsin), RB	2009
- Holyfield, Elijah (Georgia), RB	2020
- Hoover, Tyler (Michigan State), OL	2014
- Houston, Brandon (Oklahoma), T	1992
- Houston, Jameson (Baylor), CB	2020
- Howard, Jordan (Indiana), RB	2020-21
- Huggins, Albert (Clemson), DT	2019
- Huntley, Jason (New Mexico State), RB	2021

Player (College), Position	Years
<b>I</b> Igwenagu, Emil (Massachusetts), FB	2012
- Ikegwuonu, Jack (Wisconsin), CB	2009
- Ingram, Cornelius (Florida), TE	2010
- Isdaner, Greg (West Virginia), G	2009

Player (College), Position	Years
<b>J</b> Jackson, Alonzo (Florida State), DE	2005
- Jackson, Jamaal (Delaware State), G/C	2003, '05
- <b>Jackson, Tarron (Coastal Carolina), DE</b>	<b>2022</b>
- Jackson, Xzavie (Missouri), DE	2007
- Jacobs, Omar (Bowling Green), QB	2006
- Jacquet, Michael (Louisiana-Lafayette), CB	2020-21
- James, Craig (Southern Illinois), CB	2019, '21
- James, Drisan (Boise State), WR	2008
- Jefferson, Jason (Wisconsin), DT	2005
- Jenkins, Justin (Mississippi State), WR	2004
- Jensen, Marcel (Fresno State), TE	2016
- Johnson, Chris (North Alabama), S	2019
- Johnson, D.J. (Jackson State), CB	2011
- Johnson, Dwight (Baylor), DE	2000
- <b>Johnson, Fred (Florida), T</b>	<b>2022</b>
- Johnson, Kaleb (Rutgers), G	2018
- Johnson, Keelan (Arizona State), S	2013
- Johnson, KeeSean (Fresno State), WR	2021
- Johnson, Keryon (Auburn), RB	2021
- Johnson, Marcus (Texas), WR	2016
- Johnson, Maurice (Temple), TE	1990
- <b>Johnson, Roderick (Florida State), T</b>	<b>2022</b>
- Johnson, Ron (Shippensburg), DE	2003
- Johnson, Ronald (USC), WR	2011
- Jones, Julian (Missouri), S	2002
- Jones, Preston (Georgia), QB	1993
- Jones, Tyrone (Arkansas State), S	1989
- Jones-Quartey, Harold (Findlay), S	2017
- Jordan, Akeem (James Madison), LB	2007
- Joseph, Carlos (Miami (FL)), T	2005
- Joseph, Dieugot (Florida International), T	2019
- Juriga, Luke (Western Michigan), C	2020-21

Player (College), Position	Years
<b>K</b> Kalaniuevalu, Alai (Oregon State), G	1995
- <b>Keene, Dalton (Virginia Tech), TE</b>	<b>2022</b>
- Keliikipi, Wade (Oregon), DT	2014
- Kern, Brett (Toledo), P	2022
- Kershaw, William (Maryland), LB	2007
- Killings, D.J. (Central Florida), CB	2017
- Killins, Adrian (Central Florida), RB	2020
- Kinne, G.J. (Tulsa), QB	2013-14
- Knott, Jake (Iowa State), LB	2014
- Kovacs, Jordan (Michigan), S	2014
- Krause, Jonathan (Vanderbilt), WR	2015

Player (College), Position	Years
<b>L</b> Labinjo, Mike (Michigan State), LB	2004
- Langford, Reshard (Vanderbilt), S	2009
- Lauletta, Kyle (Richmond), QB	2019
- Lawrence, Reggie (North Carolina State), WR	1993
- Lawrie, Nate (Yale), TE	2004
- Lee, Darrell (Florida), DE	2005
- Lee, Mike (Fort Valley State), CB	2015
- LeJeune, Norman (LSU), S	2003
- Leman, Jeremy (Illinois), LB	2009
- Leo, Matt (Iowa State), DE	2020-22





- Limbrick, Garret (Oklahoma State), RB.....1989
- Lloyd, Greg (Connecticut), LB .....2011
- Long, Travis (Washington State), LB.....2013

<u>Player (College), Position</u>	<u>Years</u>
<b>M</b> Mailei, Marcus (Weber State), FB.....	2009
- Mallett, Martell (Arkansas-Pine Bluff), RB.....	2010
- Malveaux, Cameron (Houston), DE.....	2021
- Marquardt, Mike (Arizona State), DT.....	2008
- Marshall, Byron (Oregon), RB.....	2016-17
- Marshall, Keyonta (Grand Valley State), DT.....	2005
- Marshall, Lemar (Michigan State), S.....	1999
- Marshall, Whit (Georgia), LB.....	1996
- Martin, Tee (Tennessee), QB.....	2002
- Martino, Freddie (North Greenville), WR.....	2015
- Matthews, Eric (Indiana), WR.....	1997
- Mayden, Jared (Alabama), S.....	2021
- Mayfield, Curtis (Oklahoma State), WR.....	1992
- McBride, Shaheer (Delaware State), WR.....	2008
- McCain, Mac (North Carolina A&T), CB.....	2021-22
- McCalister, Alex (Florida), DE.....	2017
- McCaskill, Nevin (Hampton), G.....	2008
- McCoo, Eric (Penn State), RB.....	2003-04
- McCown, Josh (Sam Houston State), QB.....	2020
- McCoy, Ivory (Michigan State), DE.....	2002
- McCoy, Pat (West Texas A&M), T.....	2007
- McCrane, Matt (Kansas State), K.....	2021
- McCullough, Deland (Miami (OH)), RB.....	1997
- McGaughy, Thomas (Houston), S.....	1996
- McGill, T.Y. (North Carolina State), DT.....	2020
- McIntyre, Corey (West Virginia), FB.....	2002
- McKenzie, Mike (Baylor), TE.....	1993
- McKie, Jason (Temple), FB.....	2002
- McKinnon, Jeremiah (Florida International), CB.....	2018
- McNutt, Marvin (Iowa), WR.....	2012
- McTyer, Tim (BYU), CB.....	1997
- Michael, Marken (Massachusetts), WR.....	2019
- Middleton, Harvey (Georgia Tech), WR.....	1998
- Mihalik, Brian (Boston College), DE.....	2015
- Miller, Ben (Air Force), FB.....	2005
- Miller, Braxton (Ohio State), WR.....	2018
- Miller, Dorren (Carson-Newman), WR.....	2018
- Miller, Shareef (Penn State), DE.....	2020
- Mills, Garrett (Tulsa), TE.....	2010
- Mohr, Christian ( <i>no college</i> ), DE.....	2006
- Monangai, Kevin (Villanova), RB.....	2015
- Moronta, Horacio (Wagner), DT.....	1990
- Morris, Stephen (Miami (FL)), QB.....	2015
- Mostert, Raheem (Purdue), RB.....	2015
- Murphy, Will (Oregon), WR.....	2013-14
- Murray, Aaron (Georgia), QB.....	2016
- Murrell, Marques (Appalachian State), DE.....	2007
- Myers, Rob (Utah State), TE.....	2009

<u>Player (College), Position</u>	<u>Years</u>
<b>N</b> Neal, Stephen (California State-Bakersfield), T.....	2001
- Neary, Aaron (Eastern Washington), C.....	2016
- Nelson, Kyle (New Mexico State), LS.....	2012
- Norwood, Jordan (Penn State), WR.....	2009

<u>Player (College), Position</u>	<u>Years</u>
<b>O</b> Olson, Dante (Montana), LB.....	2020
- <b>Opeta, Sua (Weber State), G.....</b>	<b>2019-22</b>
- Orndoff, Scott (Pittsburgh), TE.....	2019
- Oshinowo, Babatunde (Stanford), DT.....	2008

- Ostman, Joe (Central Michigan), DE.....2018, '20
- Owens, Jeff (Georgia), DT.....2010

<u>Player (College), Position</u>	<u>Years</u>
<b>P</b> Palmer, Jonathan (Auburn), T/G.....	2007
- Pantale, Chris (Boston College), TE.....	2015
- Parry, Josh (San Jose State), FB.....	2003-04
- Paschal, Marcus (Iowa), S.....	2007
- Patrick, Chris (Nebraska), T.....	2008
- Patterson, Melvin (Stephen F. Austin), WR.....	1991
- Perez, Carlos (Florida), WR.....	2004
- Perine, La'Mical (Florida), RB.....	2022
- Perkins, Joshua (Washington), TE.....	2019
- Perry, Bruce (Maryland), RB.....	2005-06
- Pierschbacher, Ross (Alabama), c/G.....	2021
- Pili, Ifo (BYU), DT.....	2004
- Poppinga, Casey (Utah State), TE.....	2004
- Powell, Andre (Penn State), LB.....	1992
- Pratt, Quron (Rutgers), WR.....	2014-15
- Pruneda, Ramiro (Monterrey Tech), T.....	2007
- Pumphrey, Donnel (San Diego State), RB.....	2018

<u>Player (College), Position</u>	<u>Years</u>
<b>R</b> Raciti, Travis (San Jose State), DT.....	2015
- Rau, Ryan (Portland State), LB.....	2012
- Reader, Jamie (Akron), FB.....	1999
- Redd, Robert (Bowling Green), WR/CB.....	2005
- Reed, Michael (Washington), FB.....	1998-99
- Reid, Willie (Florida State), WR.....	2008
- Remington, Isaac (Oregon), OL.....	2013
- Render, Keegan (Iowa), C.....	2019
- Renna, Mike (Delaware), DT.....	1991
- Reynolds, Dallas (BYU), G.....	2009-11
- Reynolds, Ed (Stanford), S.....	2014-15
- Reynolds, Matt (BYU), T.....	2012
- Rice, Anthony (Laverne), CB.....	1997
- Richardson, Paul (UCLA), WR.....	1993
- Richardson, Terry (Syracuse), RB.....	1995
- Richmond, Greg (Oklahoma State), LB.....	2004, '06
- Riley, Elijah (Army), S.....	2020-21
- Roberson, Chris (Eastern Michigan), CB.....	2009
- Robinson, Damien (Iowa), S.....	1997
- Robinson, Roderick (Arkansas-Pine Bluff), QB.....	1999
- Robinson, Trenton (Michigan State), S.....	2013
- <b>Robinson, Tyrese (Oklahoma), G.....</b>	<b>2022</b>
- Rodgers, Richard (California), TE.....	2021
- Roper, Dedrick (Northwood), LB.....	2006
- Rogers, Kendrick (Alabama A&M), T.....	2001
- Rogers, Ron (Georgia Tech), LB.....	1998
- Romero, John (California), C/G.....	2000
- Ross, Oliver (Iowa State), T.....	1999
- Rotheram, Matt (Pittsburgh), G.....	2016
- Rountree, Glenn (Clemson), G.....	1999
- Rucker, Martin (Missouri), TE.....	2009
- Rudolph, Joe (Wisconsin), G.....	1995
- Rush, Anthony (UAB), DT.....	2022

<u>Player (College), Position</u>	<u>Years</u>
<b>S</b> Salako, Victor (Oklahoma State), T.....	2017
- Salas, Greg (Hawaii), WR.....	2013
- Sampy, Bill (Louisiana-Lafayette), WR.....	2006-07
- <b>Scott, Boston (Louisiana Tech), RB.....</b>	<b>2019</b>
- Scott, Sean (Millersville), WR.....	2001
- Seymour, Kevon (USC), CB.....	2020
- Shepherd, JaCorey (Kansas), CB.....	2016



- Shields, Paul (Arizona), FB.....	1999
- Shipley, A.Q. (Penn State), C.....	2010
- Shittu, Aziz (Stanford), DT.....	2016
- Short, Jason (Eastern Michigan), LB.....	2003
- Shorten, Oscar (Abilene Christian), LB.....	1994
- Shotwell, Kyle (Cal Poly), LB.....	2007
- Simon, Geroy (Maryland), WR.....	1997
- Sinceno, Kaseem (Syracuse), TE.....	1998
- Singleton, Alex (Montana State), LB.....	2019
- Sinnett, Reid (San Diego), QB.....	2022
- Skene, Doug (Michigan), T.....	1993
- Skinner, Deontae (Mississippi State), LB.....	2015
- Slay, Henry (West Virginia), DT.....	1998
- Slechta, Jeremy (Nebraska), DT.....	2002
- Smart, Rod (Western Kentucky), RB.....	2001
- Smith, C.J. (North Dakota State), CB.....	2016-17
- Smith, Rashad (Florida Atlantic), LB.....	2020
- Smith, Tremon (Central Arkansas), CB.....	2019
- Smith, Troy (East Carolina), WR.....	1999
- Smoker, Jeff (Michigan State), QB.....	2005
- Smothers, Howard (Bethune-Cookman), G.....	1995
- Snellings, Paul (Georgia), T.....	2000
- Solomon, Freddie (South Carolina State), WR.....	1995
- Sterling, Ron (Maine), S.....	1989
- Stewart, Tony (Penn State), TE.....	2002
- Stevens, JaCoby (LSU), LB.....	2021
- Strohmeier, Dax (Rutgers), LB.....	2001
- Strojny, Drew (Duke), T.....	2004
- Studdard, Greg (Sam Houston State), T.....	1999
- Studebaker, Andy (Wheaton), LB.....	2008
- Stupar, Nate (Penn State), LB.....	2012
- Sudfeld, Nate (Indiana), QB.....	2017
- Sullivan, Chandon (Georgia State), CB.....	2018
- Sullivan, Tre (Shepherd), CB.....	2017
- Swayne, Kevin (Wayne State), WR.....	1999

**Player (College), Position**

**Years**

<b>T</b> Talley, John (West Virginia), TE.....	1989
- Tate, Auden (Florida State), WR.....	2022
- <b>Taylor, Davion (Colorado), LB.....</b>	<b>2022</b>
- Taylor, Zane (Utah), C.....	2011
- Te'o-Nesheim, Daniel (Washington), DE.....	2011
- Thomas, Duke (Texas), CB.....	2016
- Thorn, Andy (Northern Iowa), TE.....	2005
- Thornton, Cedric (Southern Arkansas), DT.....	2011
- Thurmon, Elijah (Howard), WR.....	2000
- Togia, Noah (Oregon State), TE.....	2021-22
- <b>Tom, Cameron (Southern Mississippi), C.....</b>	<b>2022</b>
- <b>Toth, Brett (Army), T/G.....</b>	<b>2021-22</b>
- Toth, Jon (Kentucky), C.....	2017-18
- Trafford, Rod (South Carolina), TE.....	2004
- Treggs, Bryce (California), WR.....	2017
- Trotter, Frank (Memphis), DT.....	2012
- Tucker, Casey (Arizona State), T.....	2020-21
- Tucker, Matthew (TCU), RB.....	2013-14
- Tuisasosopo, Zach (Washington), FB.....	2006
- Tupou, Fenuki (Oregon), G.....	2010
- Turner, Paul (Louisiana Tech), WR.....	2016
- Tye, Will (Stony Brook), TE.....	2018

**Player (College), Position**

**Years**

<b>U</b> Underwood, Colton (Illinois State), LB.....	2014
--	------

**Player (College), Position**

**Years**

<b>V</b> Vandervelde, Julian (Iowa), G.....	2012
---	------

- Vaughn, Chip (Wake Forest), S.....	2010
- Venzke, Patrick (Idaho), T.....	2002
- Vickers, Lee (North Alabama), TE.....	2006-07

**Player (College), Position**

**Years**

<b>W</b> Walker, Joe (Oregon), LB.....	2018
- Wall, Jamar (Texas Tech), CB.....	2010
- Wanogho, Prince Tega (Auburn), T.....	2020
- Ward, Greg (Houston), WR.....	2017-19, '22
- Warren, Michael (Cincinnati), RB.....	2020
- Watford, David (Hampton), WR.....	2016
- Watson, Mike (West Virginia), T.....	2005
- Watson, Terrell (Azusa Pacific), RB.....	2016
- Watson, Tyrone (Tennessee State), WR.....	1990
- White, D.J. (Georgia State), CB.....	2019
- Whitley, Eddie (Virginia Tech), CB.....	2012
- Wilkins, Kevin (Rutgers), DT.....	2019
- Williams, Ben (Minnesota), DT.....	1999
- Williams, Jarrid (Miami (FL)), T.....	2022
- Williams, Jeremy (Tulane), WR.....	2010
- Williams, Raequan (Michigan State), DT.....	2020-21
- Williams, Trae (South Florida), CB.....	2008
- Williams, Trevor (Penn State), CB.....	2020
- Wilson, Caleb (UCLA), TE.....	2020
- Wilson, Kyle (Arkansas State), LB.....	2018
- Wilson, Marvin (Florida State), DT.....	2021-22
- Wimberly, Marcus (Miami (FL)), S.....	1998
- Woodson, Sean (Jackson State), S.....	1998
- Woodson, Stoney (South Carolina), CB.....	2009
- Wright, Sylvester (Kansas), LB.....	1995

**Player (College), Position**

**Years**

<b>Y</b> Young, Scott (BYU), G.....	2005
-------------------------------------	------

**Player (College), Position**

**Years**

<b>Z</b> Zahursky, Steve (Kent State), G.....	1998
---	------



1	
<b>Jalen Hurts</b> .....	<b>2021-</b>
Cameron Johnston.....	2018-20
Cody Parkey.....	2014-15
Mat McBriar.....	2012
Gary Anderson.....	1995-96
Tony Franklin.....	1979-83
Nick Mike-Mayer.....	1977-78
Happy Feller.....	1971

2	
<b>Darius Slay</b> .....	<b>2021-</b>
Jalen Hurts.....	2020
Matt Barkley.....	2013-14
David Akers.....	1999-2010
Steve DeLine.....	1989
Dean Dorsey.....	1988
Mike Horan.....	1984-85
Mike Michel.....	1978
Joe Pilconis.....	1934

3	
Zach Pascal.....	2022
Steven Nelson.....	2021
Mark Sanchez.....	2014-15
Mike Kafka.....	2010-11
Nick Murphy.....	2005
Reggie Hodges.....	2005
Todd France.....	2005
Eddie Murray.....	1994
Mark Moseley.....	1970
Jack Concannon.....	1964-66
Roger Kirkman.....	1934-35

4	
<b>Jake Elliott</b> .....	<b>2017-</b>
Stephen Morris.....	2015
Kevin Kolb.....	2007-10
Mike McMahon.....	2005
Tom Hutton.....	1995-98
Bryan Barker.....	1994
Max Runager.....	1989
Dale Dawson.....	1988
David Jacobs.....	1987
Max Runager.....	1979-83
Benjy Dial.....	1967

5	
<i>Donovan McNabb</i> .....	<i>1999-2009</i>
Jeff Feagles.....	1990-93
Mark Royals.....	1987
Dean May.....	1984
Tom Skladany.....	1983
Roman Gabriel.....	1973-77
Davey O'Brien.....	1939
Joseph Kresky.....	1934-35

6	
<b>DeVonta Smith</b> .....	<b>2021-</b>
Caleb Sturgis.....	2015-17
Alex Henery.....	2011-13
Sav Rocca.....	2007-10
Jose Cortez.....	2005
Lee Johnson.....	2002
Jason Baker.....	2002

Bubby Brister.....	1993-94
Matt Cavanaugh.....	1986-89
Dan Pastorini.....	1983
Spike Jones.....	1975-77
John Reaves.....	1972-1974
Gary Adams.....	N/A
Jim MacMurdo.....	1934-37

7	
<b>Haason Reddick</b> .....	<b>2022-</b>
Reid Sinnett.....	2021
Nate Sudfeld.....	2017-20
Sam Bradford.....	2015
Michael Vick.....	2009-13
Jeff Garcia.....	2007
Sean Landeta.....	2005
Sean Landeta.....	1999-2002
Bobby Hoying.....	1996-98
Ken O'Brien.....	1993
Roger Ruzek.....	1989-92
Ron Jaworski.....	1977-86
John Reaves.....	1973-74
Jim Ward.....	1971
John Huarte.....	1968
Roy Zimmerman.....	1943-46
Dick Frahm.....	1935

8	
<b>Arryn Siposs</b> .....	<b>2021-22</b>
Donnie Jones.....	2014-17
Chas Henry.....	2011-12
Dirk Johnson.....	2003-06
Preston Jones.....	1993
Brad Goebel.....	1991
Lius Zendejas.....	1988-89
Paul McFadden.....	1984-87
Al Coleman.....	1972-73
Davey O'Brien.....	1939-40
Chuck Hajek.....	1934

9	
Nick Foles.....	2017-18
Thad Lewis.....	2015
Nick Foles.....	2012-14
Vince Young.....	2011
Jeff Garcia.....	2009
Andy Hall.....	2004
Norm Johnson.....	1999
Rodney Peete.....	1995-98
Jim McMahon.....	1990-92
Don McPherson.....	1988-89
Joe Pisarcik.....	1980-84
Billy Walik.....	1970-72
Jim Nettles.....	1965-68
Sonny Jurgensen.....	1957-63
James Zyntell.....	1934

10	
Gardner Minshew.....	2021-22
DeSean Jackson.....	2019-20
Mack Hollins.....	2017-18
Chase Daniel.....	2016
Jonathan Krause.....	2015
DeSean Jackson.....	2008-13
Koy Detmer.....	1998-2006

Pat Ryan.....	1991
John Teltschik.....	1986-89
John Walton.....	1979
Ove Johansson.....	1977
Mike Boryla.....	1974-76
George Mira.....	1969
King Hill.....	1961-68
Al Dorow.....	1957
Adrian Burk.....	1951-56
Frank Tripucka.....	1949
Al Sherman.....	1943-47
Tommy Thompson.....	1941-42
Maurice Harper.....	1937-40
Don Jackson.....	1936
Isadore Weinstock.....	1935
George Kavel.....	1934
Swede Ellstrom.....	1934

11	
<b>A.J. Brown</b> .....	<b>2022-</b>
Carson Wentz.....	2016-20
Josh Huff.....	2014
Trent Edwards.....	2012
Steve Smith.....	2011
Jeremy Bloom.....	2006
Jeff Blake.....	2004
Tim Hasselbeck.....	2002
Ron Powlus.....	2000
Mark Rypien.....	1996
Jay Fiedler.....	1994-95
Matt Bahr.....	1993
Casey Weldon.....	1992
Scott Tinsley.....	1987
Kyle Mackey.....	1986
Jeff Christensen.....	1984-85
John Walton.....	1978
John Walton.....	1976
Rick Arrington.....	1970-72
Norm Van Brocklin.....	1958-60
Bobby Thomason.....	1952-57
John Rauch.....	1951
Tommy Thompson.....	1945-50
Richard Erdlitz.....	1942
Lou Ghecas.....	1941
Francis Murray.....	1939-40
Bernie Lee.....	1938
Fritz Ferko.....	1937
Ed Manske.....	1936
Jack Knapper.....	1934
Lee Woodruff.....	1933

12	
Randall Cunningham.....	1985-95
Bob Holly.....	1984
Bill Troup.....	1974
Tom McNeill.....	1973
Kent Lawrence.....	1969
Herschel Ramsey.....	1938-40
Art Buss.....	1936-37
Ed Matesic.....	1934-35
John Roberts.....	N/A

13	
Brett Kern.....	2022
Cameron Dicker.....	2022



Travis Fulgham.....	2020
Nelson Agholor.....	2017-19
Josh Huff.....	2015-16
Damaris Johnson.....	2012-13
Rick Engles.....	1978
Chuck Hughes.....	1967-69
Joe Hoague.....	1943
Len Barnum.....	1941-42
Dave Smukler.....	1936-39
George Kenneally.....	1933-35

**14**

<b>Kenneth Gainwell.....</b>	<b>2021-</b>
Robert Davis.....	2019
Mike Wallace.....	2018
Marcus Johnson.....	2017
Riley Cooper.....	2010-15
A.J. Feeley.....	2006-08
A.J. Feeley.....	2001-03
Doug Pederson.....	1999
Jeff Wilkins.....	1994
Rick Tuten.....	1989
Marty Horn.....	1987
Pete Liske.....	1971-72
Bob Gambold.....	1953
Woody Dow.....	1938-40
Rudy Gollomb.....	1936
Swede Hanson.....	1933-35

**15**

<i>Steve Van Buren.....</i>	<i>1944-51</i>
Ted Laux.....	1943-44
Lou Tomasetti.....	1941-42
Clem Woltman.....	1938-40
William Hughes.....	1937
John Konopka.....	1936
Osborne Wilson.....	N/A
Laf Russell.....	1933

**16**

<b>Quez Watkins.....</b>	<b>2021-</b>
Deontay Burnett.....	2019-20
Mack Hollins.....	2019
DeAndre Carter.....	2018
Bryce Treggs.....	2016
Seyi Ajirofutu.....	2015
Brad Smith.....	2013-14
Chad Hall.....	2010-11
Justin Jenkins.....	2004-06
Gari Scott.....	2001
Jeff Kemp.....	1991
Rob Hertel.....	1980
Horst Muhlmann.....	1975-77
Vern Davis.....	1971
Norman Snead.....	1964-70
Elmer Kolberg.....	1939-40
John Kusko.....	1936-38
James Zyntell.....	1935
Harry O'Boyle.....	1933
Sylvester Davis.....	1933

**17**

<b>Nakobe Dean.....</b>	<b>2022-</b>
KeeSean Johnson.....	2021
Alshon Jeffery.....	2017-20

Nelson Agholor.....	2015-16
Arrelious Benn.....	2013
Lonny Calicchio.....	1997
Freddie Solomon.....	1995
Mitch Berger.....	1994
Harold Carmichael.....	1971-83
Taft Reed.....	1967
Ralph Guglielmi.....	1963
Jerry Reichow.....	1960
Fred Enke.....	1952
Ebert Van Buren.....	1951
James Russell.....	N/A
Joe Carter.....	1935-40

**18**

<b>Britain Covey.....</b>	<b>2022-</b>
Jalen Reagor.....	2020-21
Josh McCown.....	2019
Shelton Gibson.....	2017-18
Dorial Green-Beckham.....	2016
Jeremy Maclin.....	2009-14
Willie Reid.....	2008
Donté Stallworth.....	2006
Chris Boniol.....	1997-98
Dave Archer.....	1991
Roman Gabriel.....	1976-77
Ben Hawkins.....	1966-73
Ray Hamilton.....	1940
Rankin Britt.....	1939
Herbert Roton.....	1937
Joe Pilconis.....	1936-37
Albert Weiner.....	1934
Nick Prisco.....	1933
Porter Lainhart.....	1933

**19**

<b>Ian Book.....</b>	<b>2022-</b>
J.J. Arcega-Whiteside.....	2019-21
Golden Tate.....	2018
Paul Turner.....	2016
Miles Austin.....	2015
Greg Salas.....	2012
Mardy Gilyard.....	2012
Brandon Gibson.....	2009
Michael Gasperson.....	2007
Carl Ford.....	2005
Sean Morey.....	2001
Troy Smith.....	1999
Guido Merkens.....	1987
Tom Dempsey.....	1971-74
Dan Berry.....	N/A
Harold Pegg.....	1940
George Somers.....	1939-40
Tom Burnette.....	1938
Fritz Ferko.....	1938
Herman Bassman.....	1936
Jim Leonard.....	1934-37
Orrin Pape.....	1933
Roger Kirkman.....	1933

**20**

<i>Brian Dawkins.....</i>	<i>1996-2008</i>
Vaughn Hebron.....	1995
Andre Waters.....	1984-1993
Leroy Harris.....	1979-82

John Outlaw.....	1973-78
Leroy Keyes.....	1969-72
Frank Budd.....	1962
Jim Harris.....	1957
Bibbles Bawel.....	1955-56
Don Stevens.....	1954
Don Stevens.....	1952
Elmer Hackney.....	1940-41
Henry Reese.....	1937-39
Jim MacMurdo.....	1937
Pete Stevens.....	1936
Howard Bailey.....	1935
Clyde Williams.....	1935
John Lipski.....	1933-34
Alex Marcus.....	1933

**21**

Andre Chachere.....	2021-22
Jalen Mills.....	2020
Ronald Darby.....	2018-19
Patrick Robinson.....	2017
Leodis McKelvin.....	2016
Jerome Couplin.....	2014-15
Roc Carmichael.....	2013
David Sims.....	2012
Joselio Hanson.....	2008-11
William James.....	2006-07
Dustin Fox.....	2006
Matt Ware.....	2004-05
Bobby Taylor.....	1995-2003
Eric Allen.....	1988-94
Evan Cooper.....	1984-87
John Sciarra.....	1978-83
Al Clark.....	1976
Wes Chesson.....	1973-74
Jackie Allen.....	1972
Ray Jones.....	1970
Joe Scarpati.....	1964-69
Jim Carr.....	1959-63
Al Pollard.....	1951-53
William Boedeker.....	1950
Chuck Cherundolo.....	1940
Allison White.....	1939
Herschel Stockton.....	1937-38
John Kusko.....	1936
Paul Cuba.....	1934-35
Les Maynard.....	1933
James Zyntell.....	1933

**22**

Marcus Epps.....	2020-22
Sidney Jones.....	2017-19
Nolan Carroll.....	2016
Brandon Boykin.....	2012-14
Asante Samuel.....	2008-2011
Joselio Hanson.....	2006-07
Eric McCoo.....	2004
Duce Staley.....	1997-2003
James Fuller.....	1996
James Saxon.....	1995
Marvin Goodwin.....	1994
Vai Sikahema.....	1992-93
Mark Higgs.....	1989
Jacque Robinson.....	1987
Robert Lavette.....	1987





Brenard Wilson.....	1979-87
Larry Marshall.....	1974-77
Cyril Pinder.....	1968-70
Tim Brown.....	1960-67
Lee Riley.....	1956-59
Ralph Goldston.....	1954-55
Ralph Goldston.....	1952
Don Jones.....	1940
Elmer Kolberg.....	1939
James Russell.....	N/A
Edward Storm.....	1934-35
Henry Obst.....	1933

**23**

C.J. Gardner-Johnson.....	2022
Rodney McLeod.....	2016-21
Nolan Carroll.....	2014-15
Patrick Chung.....	2013
Dominique Rodgers-Cromartie.....	2011-12
Dimitri Patterson.....	2009-10
Ryan Moats.....	2005-06
Troy Vincent.....	1996-2003
Derrick Frazier.....	1994-95
Heath Sherman.....	1989--93
Willie Tural.....	1987
Cedrick Brown.....	1987
Bob Howard.....	1978-79
Clifford Brooks.....	1975-76
Roger Williams.....	N/A
Harry Jones.....	1967-70
Willie Brown.....	1966
Claude Crabb.....	1964-65
Mike McClellan.....	1962-63
Carl Taseff.....	1961
Ken Keller.....	1956-57
William Roffler.....	1954
Raymond George.....	1940
Zed Coston.....	1939
Bill Wilson.....	1938
Harry Shaub.....	1935
Phil Poth.....	1934
Vince Zizak.....	1934-37
Paul Cuba.....	1933

**24**

<b>James Bradberry.....</b>	<b>2022-</b>
Jordan Howard.....	2021
Darius Slay.....	2020
Jordan Howard.....	2019
Corey Graham.....	2017-18
Ryan Mathews.....	2015-16
Bradley Fletcher.....	2013-14
Nnamdi Asomugha.....	2011-12
Brandon Hughes.....	2010
Joique Bell.....	2010
Sheldon Brown.....	2003-09
Blaine Bishop.....	2002
Rod Smart.....	2001
Darnell Autry.....	2000
Tim McTyer.....	1997-98
Corey Barlow.....	1993
Alan Dial.....	1989
Alan Reid.....	1987
Reggie Brown.....	1987
Russell Gary.....	1986

Ray Ellis.....	1981-85
Zac Henderson.....	1980
Henry Monroe.....	1979
Artimus Parker.....	1974-76
Nate Ramsey.....	1963-72
Don Schaefer.....	1956
George Taliaferro.....	1955
Dom Moselle.....	1954
Bill Schneller.....	N/A
Rabbit Keen.....	1937-38
Joe Pilconis.....	N/A
Herman Bassman.....	1936
Jack Knapper.....	1934
Dick Lachman.....	1934-35
Joe Carpe.....	1933
Howard Auer.....	1933

**25**

LeSean McCoy.....	2010-14
Lorenzo Booker.....	2008
Dustin Fox.....	2007
Lamar Gordon.....	2005
Dorsey Levens.....	2004
Dorsey Levens.....	2002
Monty Montgomery.....	2001
Je'Rod Cherry.....	2000
Allen Rossum.....	1998-99
Willie Clark.....	1997
Deral Boykin.....	1996
Greg Tremble.....	1995
Charlie Garner.....	1994
Tom Gerhart.....	1992
Anthony Toney.....	1986-90
Dennis DeVaughn.....	1982-83
Zachary Dixon.....	1980
Bill Bryant.....	1978
Tom Sullivan.....	1972-77
Larry Conjar.....	1968
Bob Shann.....	1967
Bob Shann.....	1965
Bill Mack.....	1964
Tommy McDonald.....	1957-63
Pete Retzlaff.....	1956
Toy Ledbetter.....	1953-55
Hugh McCullough.....	1943
Russ Thompson.....	1940
Emmet Kriel.....	1939
Henry Reese.....	1935-36
Leonard Gudd.....	1934
Osborne Wilson.....	1933

**26**

Miles Sanders.....	2019-22
Jay Ajayi.....	2018
Jaylen Watkins.....	2016-17
Walter Thurmond.....	2015
Cary Williams.....	2014
Jaiquawn Jarrett.....	2011-12
Mike Bell.....	2010
Sean Jones.....	2009
Lito Sheppard.....	2002-08
Darnell Autry.....	1998
Jerome Henderson.....	1995
Al Jackson.....	1994
Ben Smith.....	1993

Ben Smith.....	1990-91
Michael Haddix.....	1983-88
John Sanders.....	1977-79
Art Malone.....	1975-76
Al Nelson.....	1965-73
Clarence Peaks.....	1957-63
Dave DiFilippo.....	1941
Lester McDonald.....	1940
Wimpy Giddens.....	1938
Winford Baze.....	1937
Forrest McPherson.....	1935-36
Dan Barnhart.....	1934
Jack Norby.....	1934
Joseph Kresky.....	1933

**27**

<b>Zech McPhearson.....</b>	<b>2021-</b>
Malcolm Jenkins.....	2014-19
Brandon Hughes.....	2011-13
Quintin Mikell.....	2005-10
Norman Leleune.....	2003
Julian Jones.....	2002
James Bostic.....	1998-99
Eric Zomalt.....	1994-96
Siran Stacy.....	1992
Topper Clemons.....	1987
Richard Blackmore.....	1979-82
Ronald "Po" James.....	1972-74
Irv Cross.....	1969
Trenton Jackson.....	1966
Irv Cross.....	1961-65
Gene Johnson.....	1959-60
Billy Wells.....	1958
Hal Giancanelli.....	1953-56
Neil Ferris.....	1952
Clyde Scott.....	1949-52
Alvin Johnson.....	1948
Pete Kmetovic.....	1946
Ted Laux.....	1944
John Butler.....	1945
John Butler.....	1943
Bob Davis.....	1942
Sam Bartholomew.....	1941
Milton Trost.....	1940
George Rado.....	1937-38
Jack Dempsey.....	1937
Burle Robison.....	1935
Jack Dempsey.....	1934
Robert Gonya.....	1933-34
Milton Leathers.....	1933
George Demas.....	1933

**28**

<b>Josh Jobe.....</b>	<b>2022-</b>
Anthony Harris.....	2021
Jordan Howard.....	2020
Will Parks.....	2020
Jay Ajayi.....	2019
Wendell Smallwood.....	2016-18
Earl Wolff.....	2013-14
Dion Lewis.....	2011-12
Marlin Jackson.....	2010
Ramzee Robinson.....	2009
Correll Buckhalter.....	2006-08
Correll Buckhalter.....	2003



Correll Buckhalter.....	2001
Amp Lee.....	2000
Clarence Love.....	1998
Mel Gray.....	1997
Don Griffin.....	1996
Greg Harding.....	1987
Lou Rash.....	1984
Bill Bradley.....	1969-76
Jim Gray.....	1967
Paul Dudley.....	1963
Bob Jackson.....	1960
Ray Keeling.....	1938-39
Harry Klopenburg.....	1936
J. "Stumpy" Thomason.....	1935
Max Padlow.....	1935-36
Joe Pilconis.....	N/A
Algy Clark.....	N/A
Guy Turnbow.....	1934
Dick Thornton.....	1933

**29**

<b>Avonte Maddox.....</b>	<b>2018-</b>
LeGarrette Blount.....	2017
Terrence Brooks.....	2016
DeMarco Murray.....	2015
Nate Allen.....	2010-14
LeSean McCoy.....	2009
Tony Hunt.....	2007-08
Roderick Hood.....	2003-06
Darrel Crutchfield.....	2001
Corey Walker.....	1998
Adam Walker.....	1996
Mark McMillian.....	1992-95
Elbert Foules.....	1983-87
Jo Jo Heath.....	1981
Al Latimer.....	1979
Mark Burke.....	1976
Harold Jackson.....	1969-72
Israel Lang.....	1964-68
John Nocera.....	1959-62
William Hughes.....	1938-40
Charles Knox.....	1937
Joe Pivarnick.....	1936
Herman Bassman.....	N/A
J. "Stumpy" Thomason.....	1935
Stephen Banas.....	1935
Glenn Campbell.....	1935
Ray Smith.....	1933
Dick Fenci.....	1933

**30**

JaCoby Stevens.....	2021
Corey Clement.....	2017-20
Ed Reynolds.....	2015
Colt Anderson.....	2010-13
Geoff Pope.....	2009
J.R. Reed.....	2007-08
J.R. Reed.....	2004
Brian Mitchell.....	2000-02
Charlie Garner.....	1995-98
Otis Smith.....	1991-94
Chris Johnson.....	1987
Don Calhoun.....	1982
Cleveland Franklin.....	1977-78
Mike Hogan.....	1980

Ron Lou.....	1975
Joe Lavender.....	1973-75
Jim Raye.....	1969
Alvin Haymond.....	1968
Theron Sapp.....	1959-63
Bosh Pritchard.....	1951
Bosh Pritchard.....	1946-49
Milton Smith.....	1945
Richard Erdlitz.....	1945
Bosh Pritchard.....	1942
John Binotto.....	1941
Mort Landsberg.....	1941
Don Looney.....	1940
Bob Masters.....	1937
Harry Benson.....	1935
Claude Urevig.....	N/A
Barnes Milon.....	1934
Chuck Brodnicki.....	1934
Art Koeninger.....	1933

**31**

<b>Mario Goodrich.....</b>	<b>2022-</b>
Nickell Robey-Coleman.....	2020
Jalen Mills.....	2016-19
Byron Maxwell.....	2015
Shaun Prater.....	2013
Curtis Marsh.....	2011-13
Ellis Hobbs.....	2009-10
Dexter Wynn.....	2004-06
Daryon Brutley.....	2003
Al Harris.....	1998-2002
Derrick Witherspoon.....	1995-97
Brian O'Neal.....	1994
Tyrone Jones.....	1989
Troy West.....	1987
Wilbert Montgomery.....	1977-84
Tom Bailey.....	1971-74
Ron Goodwin.....	1963
Ebert Van Buren.....	1952-53
Dan Sandifer.....	1950-51
Art Macioszczyk.....	1947
Jim Castiglia.....	1941
Art Macioszczyk.....	1945-46
Ted Williams.....	1942
Jim Castiglia.....	1941
Phil Ragazzo.....	1940
Jerry Ginney.....	1940
Bob Masters.....	1939
Emmett Mortell.....	1937-39
William Brian.....	1935-36
Irv Kupcinet.....	1935
Tom Graham.....	1935
Joe Carter.....	1933-34

**32**

<b>Reed Blankenship.....</b>	<b>2022-</b>
Jason Huntley.....	2020-21
Rasul Douglas.....	2017-19
Eric Rowe.....	2015
Chris Polk.....	2012-14
Owen Schmitt.....	2010-11
P.J. Hill.....	2009
Kyle Eckel.....	2008
Marcus Paschal.....	2007
Michael Lewis.....	2002-06

Jason Bostic.....	1999-2000
Ricky Watters.....	1995-97
James Joseph.....	1991-94
Walter Abercrombie.....	1988
Michael Ulmer.....	1987
Michael Williams.....	1983-84
Booker Russell.....	1981
Jim Culbreath.....	1980
Earl Carr.....	1979
Herb Lusk.....	1976-78
Charles Ford.....	1974
Jackie Smith.....	1971
Rick Duncan.....	1968
Roger Gill.....	1964-65
Joe Pagliei.....	1959
Neil Worden.....	1957
Neil Worden.....	1954
Jack Myers.....	1948-50
John Rogalla.....	1945
Toimi Jarvi.....	1944-45
Charles Gauer.....	1943-44
Irv Hall.....	1942
Red Wolfe.....	N/A
Glenn Frey.....	1936-37
Everitt Rowan.....	1933
Nip Felber.....	1933

**33**

<b>Josiah Scott.....</b>	<b>2021-</b>
Blake Countess.....	2020
Elijah Holyfield.....	2020
Josh Adams.....	2018
Dexter McDougle.....	2017
Ron Brooks.....	2016
Chris Prosinski.....	2014
Jordan Poyer.....	2013
Jerome Harrison.....	2010
Jack Ikegwuonu.....	2009
Donald Strickland.....	2005
Clinton Hart.....	2003
Terrence Carroll.....	2001
Thomas Hamner.....	2000
Eric Bieniemy.....	1999
Aaron Hayden.....	1998
Tim Watson.....	1997
Keivn Bouie.....	1996
William Frizzell.....	1992-93
William Frizzell.....	1986-90
Mike Waters.....	1986
Louie Giammona.....	1978-82
Ronald "Po" James.....	1975
Randy Jackson.....	1974
Steve Preece.....	1970-72
Ron Blye.....	1969
Ollie Matson.....	1965-66
Don Jonas.....	1962
Merrill Douglas.....	1962
Bill Barnes.....	1957-61
Willie Berzinski.....	1956
Roy Barni.....	1954-55
Russ Craft.....	1946-53
Steve Sader.....	1943
Jack Banta.....	1944-45
Jack Banta.....	1941
Taldon Manton.....	1940



Bob Masters.....	1942
Ray Spillers.....	1937
Guy Turnbow.....	1933

**34**

<b>Trey Sermon.....</b>	<b>2022</b>
Kary Vincent.....	2021
Cre'Von LeBlanc.....	2018-20
Dexter McDougle.....	2018
Donnel Pumphrey.....	2017
Kenjon Barner.....	2016
Bryce Brown.....	2012-13
Ronnie Brown.....	2011
Eldra Buckley.....	2009-10
Reno Mahe.....	2003-06
Jamie Reader.....	2001
Kevin Turner.....	1995-99
Herschel Walker.....	1992-94
Terry Hoage.....	1986-90
Hubie Oliver.....	1983-85
Hubie Oliver.....	1981
James Betterson.....	1977-78
Dave Hampton.....	1976
Larry Watkins.....	1970-72
Earl Gros.....	1964-66
Jay Arnold.....	1937-41
Mike Sebastian.....	1935
Laurence Steinbock.....	1933
Ray Lechthaler.....	1933

**35**

<b>Boston Scott.....</b>	<b>2018-</b>
Trae Elston.....	2017
Terrell Watson.....	2016
Denzel Rice.....	2015
Trevard Lindley.....	2010
Macho Harris.....	2009
Nick Graham.....	2007
Bruce Perry.....	2005-06
Chris Warren.....	2000
Edwin Watson.....	1999
Anthony Marshall.....	1998
DeAuntae Brown.....	1997
Kevin Bouie.....	1995
Mark Konecny.....	1988
Mike Kullman.....	1987
Perry Harrington.....	1980-83
Mike Hogan.....	1976-78
Adrian Young.....	1968-72
Ray Poage.....	1964-65
Ted Dean.....	1960-63
Pete Pihos.....	1947-55
Dick Bassi.....	1940
Drew Ellis.....	1938-39
Forrest McPherson.....	1937
Rich Smith.....	1933
Tex Leyendecker.....	1933

**36**

Tay Gowan.....	2021
Rudy Ford.....	2019-20
Deiondre' Hall.....	2018
Jay Ajayi.....	2017
Dwayne Gratz.....	2016
JaCorey Shepherd.....	2015

Brian Westbrook.....	2002-09
Stanley Pritchett.....	2000
Michael Zordich.....	1994-98
Robert Drummond.....	1989-91
Bobby Morse.....	1987
Herman Hunter.....	1985
Norm Bulach.....	1973-74
Tom McNeill.....	1971-72
Dick Bielski.....	1955-58
John Brewer.....	1952-53
Jerry Cowhig.....	1951
Joe Muha.....	1946-50
Terry Fox.....	1945
Joe Hoague.....	1943
Dean Steward.....	1943
John Stackpool.....	1942
Terry Fox.....	1941
Joe Bukant.....	1938-39
Hebert Roton.....	N/A
Carl Kane.....	1936
Ed Manske.....	1935

**37**

Mac McCain.....	2021
Garyland Arnold.....	2020
Marcus Epps.....	2019
Ryan Lewis.....	2019
Johnathan Cyprien.....	2019
Tre Sullivan.....	2018
C.J. Smith.....	2016
Jaylen Watkins.....	2014-15
Jamar Wall.....	2010
Sean Considine.....	2005-08
Sean Woodson.....	1998
Sammy Lilly.....	1989-90
Junior Tautalatasi.....	1986-88
Billy Campfield.....	1978-82
Tommy Campbell.....	1976
Merritt Kersey.....	1974-75
Tom Woodeshick.....	1963-71
Ernie Steele.....	1942-48
Fred Gloden.....	1941
John Cole.....	1940
Bree Cuppoletti.....	1939
John Cole.....	1938
Winford Baze.....	N/A
Robert Rowe.....	1935

**38**

Michael Jacquet.....	2020
Orlando Scandrick.....	2019
Kenjon Barner.....	2017
Aaron Grymes.....	2016
E.J. Biggers.....	2015
Keelan Johnson.....	2013
Jorrick Calvin.....	2010
Cecil Martin.....	1999-2002
Charles Dimry.....	1997
Dexter McNabb.....	1995
Rich Miano.....	1992-95
Russell Gary.....	1987
Jairo Penaranda.....	1985
Mickey Fitzgerald.....	1981
Steve Atkins.....	1981
Larry Barnes.....	1979

Bill Olds.....	1976
George Amundson.....	1975
Tony Baker.....	1971
Sam Baker.....	1964-69
Rob Goode.....	1955
John Huzvar.....	1952
Jake Schuehle.....	1939
Bill Fiedler.....	1938

**39**

Elijah Riley.....	2021
Craig James.....	2019-20
Chandon Sullivan.....	2018
Byron Marshall.....	2016
Matthew Tucker.....	2013
Stanley Havili.....	2012
Quintin Demps.....	2008-09
Sheldon Brown.....	2002
Michael Reed.....	1998
Corey Walker.....	1998
Tony Brooks.....	1992
Victor Bellamy.....	1987
Major Everett.....	1983-85
Bob Torrey.....	1980
Bill Olds.....	1976
Kermit Alexander.....	1972-73
Pete Emelianchik.....	1967
Bill Mackrides.....	1947-51
Foster Watkins.....	1941
Bob Pylman.....	1938-39
Harry Benson.....	N/A

**40**

<i>Tom Brookshier.....</i>	<i>1956-61</i>
Don Johnson.....	1953-55
Frank Reagan.....	1949-51
Leslie Palmer.....	1948
Elliott Ormsbee.....	1946
Sonny Karnofsky.....	1945
Wesley McAfee.....	1941
Charles Newton.....	1939-40

**41**

Anthony Harris.....	2022
Jared Mayden.....	2021
Kevon Seymour.....	2020
Trevor Williams.....	2020
De'Vante Bausby.....	2018
Ronald Darby.....	2017
Randall Evans.....	2015
Emil Igwenagu.....	2012
Jarrad Page.....	2011
Antoine Harris.....	2010
Tanard Davis.....	2007
Stephen Spach.....	2005
Thomas Tapeh.....	2004
William Hampton.....	2001
Johnny Thomas.....	1996
Fred McCrary.....	1995
Keith Byars.....	1987-92
Alvin Ross.....	1987
Earnest Jackson.....	1985
Randy Logan.....	1973-83
Richard Harvey.....	1970
Harry Wilson.....	1969-70



Harry Wilson .....	1967
Howard Cassady .....	1962
Bob Freeman .....	1960-61
Jerry Norton .....	1954-58
Frank Ziegler .....	1949-53
Gil Steinke .....	1945-48
Buist Warren .....	1945
Foster Watkins .....	1940
Ted Schmitt .....	1938-40

**42**

<b>K'Von Wallace .....</b>	<b>2020-</b>
Andrew Sendejo .....	2019
Chris Maragos .....	2014-17
Kurt Coleman .....	2010-13
Jason Davis .....	2006
Jack Brewer .....	2005
Rashard Cook .....	1999-2002
Dialleo Burks .....	1996
David Whitmore .....	1995
Mike Reid .....	1993-94
John Booty .....	1991-92
Eric Everett .....	1988-89
Angelo James .....	1987
Keith Byars .....	1986
Calvin Murray .....	1981-82
Steve Wagner .....	1980
Dennis Morgan .....	1975
Aaron Martin .....	1966-67
Bob Harrison .....	1962-63
Bob Hudson .....	1957-58
Bob Hudson .....	1954-55
Raymond George .....	1940
Ray Hamilton .....	1940
Swede Hanson .....	1936-37
George Mulligan .....	1936
Bud Jorgenson .....	1935

**43**

Kyzir White .....	2022
Darren Sproles .....	2014-19
Leonard Weaver .....	2009-10
Damon Moore .....	1999-2001
Randy Kinder .....	1997
Erik McMillan .....	1993
Roger Vick .....	1990
Roynell Young .....	1980-88
James McAlister .....	1975-76
Sonny Davis .....	1971
Ralph Heck .....	1963-65
Walt Kowalczyk .....	1958-59
Robert Smith .....	1956
Jim Parmer .....	1948-56
Jack Hinkle .....	1943-47
James Lankas .....	1942
William Jefferson .....	1942
Jack Hinkle .....	1941

**44**

<i>Pete Retzlaff</i> .....	<i>1957-66</i>
Harry Dowda .....	1954-55
Bob Stringer .....	1952-53
Norman Willey .....	1950-51
Ben Kish .....	1943-49
William Pollock .....	1943

Albert Johnson .....	1942
Franklin Emmons .....	1940

**45**

<b>Rick Lovato .....</b>	<b>2016-</b>
Jamar Adams .....	2010
Joselio Hanson .....	2006
Jeremy Thornburg .....	2005
Tim Hauck .....	1999-2001
Matt Stevens .....	1998
Barry Wilburn .....	1995-96
Vaughn Hebron .....	1993-94
Thomas Sanders .....	1990-91
Jeff Griffin .....	1987
Charles Crawford .....	1986-87
Von Mansfield .....	1982
Marion Reeves .....	1974
Pat Gibbs .....	1972
Ron Medved .....	1966-70
Don Burroughs .....	1960-64
Paige Cothren .....	1959
Rocky Ryan .....	1956-58
Tom Brookshier .....	1953
Joe Sutton .....	1950-52
Noble Doss .....	1947-48
Dick Riffle .....	1938-40
Art Buss .....	1936
Leo Raskowski .....	1935
Thomas Bushby .....	1935

**46**

Jameson Houston .....	2020
Adrian Killins .....	2020
Jon Dorenbos .....	2007-16
Quintin Mikell .....	2003-06
Fredric Ford .....	1997
Markus Thomas .....	1993
Izel Jenkins .....	1988-92
Chris Gerhard .....	1987
Herman Edwards .....	1977-85
Lee Bougess .....	1973
Lee Bougess .....	1970-71
Glen Amerson .....	1961
Brad Myers .....	1958
Ted Wegert .....	1955-56
Don Miller .....	1954

**47**

Nathan Gerry .....	2017-20
Trey Burton .....	2014-16
Gerard Lawson .....	2010
Charles Emanuel .....	1997
Greg Jackson .....	1994-95
Andre Hardy .....	1984
Charlie Williams .....	1978
Larry Crowe .....	1972
Ron Bull .....	1971
Ed Hayes .....	1970
John Mallory .....	1968
Nick Basca .....	1941

**48**

<b>Patrick Johnson .....</b>	<b>2021-</b>
Elijah Riley .....	2020
Josh Hawkins .....	2018

Jon Ritchie .....	2003-04
Andre President .....	1997
Steve Hendrickson .....	1995
Wes Hopkins .....	1983-93
Martin Mitchell .....	1977
Greg Oliver .....	1973-74
Jay Johnson .....	1969-70
Ben Scotti .....	1963
Eberle Schultz .....	1940

**49**

Alex Singleton .....	2019-21
Boston Scott .....	2018
Tom Nelson .....	2011
Jamar Chaney .....	2010
Dan Klecko .....	2008
Josh Parry .....	2004-05
Andrew Jordan .....	1998
Luther Broughton .....	1997
Todd Bell .....	1989
Tom Caterbone .....	1987
Eric Johnson .....	1977-78
John Tarver .....	1975
Jim Thrower .....	1970-72
Wayne Colman .....	1968-69
Glenn Glass .....	1964-65
Jerry Williams .....	1953-54
Pat McHugh .....	1947-51
Mel Bleeker .....	1944-46
Robert Thurbon .....	1943
Dan DeSantis .....	1941

**50**

Casey Tucker .....	2021
Eric Wilson .....	2021
Duke Riley .....	2019-20
LaRoy Reynolds .....	2018
Bryan Braman .....	2017
Stephen Tulloch .....	2016
Kiko Alonso .....	2015
Casey Matthews .....	2011-14
Ernie Sims .....	2010
Will Witherspoon .....	2009
Tank Daniels .....	2006
Justin Ena .....	2005
Zeke Moreno .....	2005
Mark Simoneau .....	2004
Alonzo Ephraim .....	2003
James Willis .....	1995-98
Dave Rimington .....	1988-89
Garry Cobb .....	1985-87
Guy Morriss .....	1974-83
Ron Porter .....	1969-72
Dave Recher .....	1966-68
Darrel Aschbacher .....	1959
Bob Kelley .....	1955-56
Baptiste Manzini .....	1944-45
Al Wukits .....	1943
Ken Hayden .....	1942
Robert Bjorklund .....	1941
Don Jackson .....	1936
Alabama Pitts .....	1935

**51**

<b>Cam Jurgens .....</b>	<b>2022-</b>
--------------------------	--------------





Shareef Miller.....	2019
Steven Means.....	2016-17
Emmanuel Acho.....	2013-14
Jamar Chaney.....	2011-12
Antwan Barnes.....	2010
Joe Mays.....	2008-09
Matt McCoy.....	2005-06
Nate Wayne.....	2004
Carlos Emmons.....	2000-03
William Thomas.....	1991-99
Ricky Shaw.....	1989-90
Chuck Gorecki.....	1987
Reggie Wilkes.....	1978-85
Ron Lou.....	1975
Dick Cunningham.....	1973
Dwight Kelley.....	1966-71
Dave Recher.....	1965
Jim Schrader.....	1962-64
Chuck Weber.....	1959-61
Frank Szymanski.....	1948
Boyd Williams.....	1947
Ray Graves.....	1946
Enio Conti.....	1944-45
Robert Wear.....	1942
Al Milling.....	1942
Lyle Graham.....	1941

**52**

<b>Davion Taylor.....</b>	<b>2020-</b>
Zach Brown.....	2019
Najee Goode.....	2016-17
Brad Jones.....	2015
Jason Phillips.....	2013
Brian Rolle.....	2012
Daniel Te'o-Nesheim.....	2010
Tracy White.....	2009
Pago Togafau.....	2007
Jason Short.....	2004-06
Barry Gardner.....	1999-2002
Jon Haskins.....	1998
DeShawn Fogle.....	1997
Sylvester Wright.....	1995-96
Vaughan Johnson.....	1994
Louis Cooper.....	1993
Jessie Small.....	1989-91
Todd Bell.....	1988
Matt Battaglia.....	1987
Rich Kraynak.....	1983-86
Ray Phillips.....	1978-81
Kevin Reilly.....	1973-74
Dave Lloyd.....	1963-70
Roy Lee Caffey.....	1963
Wayne Robinson.....	1952-56
Vic Lindsog.....	1944-51
Ray Graves.....	1942-43

**53**

<b>Christian Elliss.....</b>	<b>2021-</b>
Rashad Smith.....	2020
Nigel Bradham.....	2016-19
Najee Goode.....	2013-15
Ryan Rau.....	2012
Moise Fokou.....	2009-11
Mark Simoneau.....	2005
Hugh Douglas.....	2004

Mark Simoneau.....	2003
Hugh Douglas.....	1998-2002
N.D. Kalu.....	1997
Bill Romanowski.....	1994-95
John Roper.....	1993
Ivan Caesar.....	1991
Maurice Henry.....	1990
Fred Smalls.....	1987
Dwayne Jiles.....	1985-89
Jody Schulz.....	1983-84
Dennis Franks.....	1976-78
Dick Absher.....	1972
Fred Whittingham.....	1971
Harold Wells.....	1965-68
Bob Butler.....	1962
John Simerson.....	1957
Bob Pellegrini.....	1958-61
Bob Pellegrini.....	1956
Ken Farragut.....	1951-54
Alex Wojciechowicz.....	1946-50
Walt Masters.....	1936

**54**

<b>Shaun Bradley.....</b>	<b>2020-</b>
Kamu Grugier-Hill.....	2016-19
Jake Knott.....	2013
Brandon Graham.....	2010-12
Tracy White.....	2008-09
Jeremiah Trotter.....	2004-06
Nate Wayne.....	2003
Tyreo Harrison.....	2002
Jeremiah Trotter.....	1998-2001
Jeff Herrod.....	1997
DeShawn Fogle.....	1997
Terry Crews.....	1996
Kurt Gouveia.....	1995
Britt Hager.....	1989-94
Kelly Kirchbaum.....	1987
Alonzo Johnson.....	1986-87
Jon Kimmel.....	1985
Zack Valentine.....	1982'
Drew Mahalic.....	1976-78
Jim Opperman.....	1975
Tom Roussel.....	1973
Chuck Allen.....	1972
Calvin Hunt.....	1970
Gene Ceppetelli.....	1968-69
Jim Ringo.....	1964-67
Bill Lapham.....	1960
Gerry Huth.....	1959

**55**

<b>Brandon Graham.....</b>	<b>2013-</b>
Darryl Tapp.....	2011-12
Stewart Bradley.....	2010
Stewart Bradley.....	2007-08
Dhani Jones.....	2004-06
Tyreo Harrison.....	2003
Quinton Caver.....	2001-02
Ray Farmer.....	1996-98
Nate Dingle.....	1995
Ken Rose.....	1990-94
Mike Reichenbach.....	1984-89
Frank LeMaster.....	1974-82
Jerry Sturm.....	1972

Fred Brown.....	1967-68
Maxie Baughan.....	1960-65
Basilio Marchi.....	1942
Frank Bausch.....	1941

**56**

Isaac Seumalo.....	2021-22
Casey Toohill.....	2020
Chris Long.....	2017-18
Bryan Braman.....	2014-16
Phillip Hunt.....	2013
Akeem Jordan.....	2007-2012
Shawn Barber.....	2006
Greg Richmond.....	2005
Derrick Burgess.....	2004
Shawn Barber.....	2002
Mike Caldwell.....	1998-2001
Darrin Smith.....	1997
Joe Kelly.....	1996
Byron Evans.....	1987-94
David Brown.....	1987
Jerry Robinson.....	1979-84
Dean Halverson.....	1973-75
Bill Overmyer.....	1972
Bill Hobbs.....	1969-71
Fred Whittingham.....	1966
Bill Hewitt.....	1937-39

**57**

T.J. Edwards.....	2019-22
D.J. Alexander.....	2018
Dannell Ellerbe.....	2017
Travis Long.....	2013-15
Jason Williams.....	2012
Adrian Moten.....	2012
Keenan Clayton.....	2010-11
Chris Gocong.....	2007-09
Keith Adams.....	2002-05
James Darling.....	1997-2000
Marc Woodard.....	1994-96
Scott Kowalkowski.....	1991-92
Tom Polley.....	1985
Bill Cowher.....	1983-84
Mike Curcio.....	1981-82
Mike Osborn.....	1978
James Reed.....	1977
Ernie Calloway.....	1967

**58**

<b>Kyron Johnson.....</b>	<b>2022-</b>
Genard Avery.....	2019-21
L.J. Fort.....	2019
Jordan Hicks.....	2015-18
Trent Cole.....	2005-14
Ike Reese.....	1998-2004
Whit Marshall.....	1996
Derrick Oden.....	1993-95
Ty Allert.....	1987-89
Byron Lee.....	1986-87
Anthony Griggs.....	1982-85
Terry Tautolo.....	1976-79
Rocky Colavito.....	1957
Bob Creech.....	1971-72
Mel Tom.....	1967-69
Dave Cahill.....	1966



**59**

<b>Janarius Robinson</b> .....	<b>2022-</b>
Cameron Malveaux.....	2021
Joe Bachie.....	2020
B.J. Bello.....	2018
Joe Walker.....	2017
DeMeco Ryans.....	2012-15
Brian Rolle.....	2011
Nick Cole.....	2006-10
Dedrick Roper.....	2005
Mike Labinjo.....	2004-05
Derrick Burgess.....	2001-03
Mike Mamula.....	1995-2000
Carlos Bradley.....	1987
Seth Joyner.....	1986-93
Joel Williams.....	1983-85
Al Chesley.....	1979-82
Tom Ehlers.....	1975-77
Mike Evans.....	1968-73
Joseph Wendlick.....	1940-41

**60**

<i>Chuck Bednarik</i> .....	<i>1949-62</i>
Don Weedon.....	1947
Ed Michaels.....	1943-46
Al Thacker.....	1942
Bob Suffridge.....	1941

**61**

Josh Sills.....	2022
Raequan Williams.....	2020-21
Stefen Wisniewski.....	2016-18
Julian Vandervelde.....	2013-15
Mike Gibson.....	2008
Adrien Clarke.....	2005
Giradie Mercer.....	2000
Steve Everitt.....	1997-99
Theo Adams.....	1995
Eric Floyd.....	1992-93
Ben Tamburello.....	1987-90
Matt Long.....	1987
Mark Slater.....	1979-83
Bill Dunstan.....	1973-76
Tony Guillory.....	1969
Arunas Vasys.....	1966-68
Howard Keys.....	1960-63
Tom Louderback.....	1958-59
John Michels.....	1953
Duke Maronic.....	1944-50
Gordon Paschka.....	1943
Joseph Frank.....	1941
Tony Cemore.....	1941

**62**

<b>Jason Kelce</b> .....	<b>2011-</b>
Max Jean-Gilles.....	2007-10
Alonzo Jackson.....	2005
Ron Johnson.....	2003
Scott Peters.....	2002
Dwight Johnson.....	2000
Ian Beckles.....	1997-98
Guy McIntyre.....	1995-96
Brian Baldinger.....	1992-93
Dennis McKnight.....	1991
Nick Haden.....	1986

Pete Perot.....	1979-84
Johnny Jackson.....	1977
Bill Lueck.....	1975
Guy Morriss.....	1973
Mike Dirks.....	1968-71
Jerry Mazzanti.....	1963
John Wittenborn.....	1960-62
Knox Ramsey.....	1952
Bill Horrell.....	1952
Dan Talcott.....	1947
Augie Lio.....	1946
Mike Mandarino.....	1944-45
Andrew Brunski.....	1943
Woody Gerber.....	1941-42

**63**

<b>Jack Driscoll</b> .....	<b>2020-</b>
David Molk.....	2014-15
Danny Watkins.....	2011-12
Jeremy Clark.....	2010
Bryan Smith.....	2008
Hank Fraley.....	2001-05
David Diaz-Infante.....	1999
Raleigh McKenzie.....	1995-96
Joe Panos.....	1994
Daryle Smith.....	1990-92
Ron Baker.....	1980-88
Tom Luken.....	1972-78
Lynn Hoyem.....	1964-67
Mike Woulfe.....	1962
Tom Catlin.....	1959
Ken Huxhold.....	1954-58
Norman Willey.....	1952
Leo Skladany.....	1949
Albert Baisi.....	1947
Bruno Banducci.....	1944-45
Rupert Pate.....	1941-42
Ralph Fritz.....	1941

**64**

<b>Brett Toth</b> .....	<b>2020-</b>
Matt Tobin.....	2013-16
Jake Scott.....	2012
Jeff Owens.....	2010
Antonio Dixon.....	2009
Chris Patrick.....	2008
Stefan Rogers.....	2006-07
Sean Love.....	1997
Joe Rudolph.....	1995
Mike Perrino.....	1987
Dean Miraldi.....	1982-84
Garry Puetz.....	1979
Ed George.....	1976-78
Ernie Janet.....	1975
Joe Jones.....	1974-75
Norm Davis.....	1970
Dean Wink.....	1967-68
Randy Beisler.....	N/A
Ed Blaine.....	1963-66
Roy Hord.....	1962
Stan Campbell.....	1959-61
Galen Laack.....	1958
John Simerson.....	1958
Bob Gaona.....	1957
Abe Gibron.....	1956-57

Russ Carroccio.....	1955
Menil Mavraides.....	1954
Mario Giannelli.....	1948-51
Robert McDonough.....	1946

**65**

<b>Lane Johnson</b> .....	<b>2013-</b>
King Dunlap.....	2009-12
Keyonta Marshall.....	2005
Jamaal Green.....	2004
Bubba Miller.....	1997-2000
Moe Elewonibi.....	1995
Ron Hallstrom.....	1993
Ron Solt.....	1988-89
Gary Bolden.....	1987
Bob Landsee.....	1986-87
Mark Dennard.....	1984-85
Charlie Johnson.....	1977-81
Rosie Manning.....	1975
Roy Kirksey.....	1974
Henry Allison.....	1971-72
Bil Stetz.....	1967
John Mellekas.....	1963
Jim Beaver.....	1962
Jerry Huth.....	1959-60
Harold Bradley.....	1958
Menil Mavraides.....	1957
Tom Dimmick.....	1956
Jess Richardson.....	1953
Dan Rogas.....	1952
Cliff Patton.....	1946-50
Bob Suffridge.....	1945

**66**

Ross Pierschbacher.....	2020
Jamon Brown.....	2020
Anthony Rush.....	2019
Akeem Spence.....	2019
Will Beatty.....	2017
Andrew Gardner.....	2014-15
Dallas Reynolds.....	2012
Kimo von Oelhoffen.....	2007
Trey Darilek.....	2004-05
Bobbie Williams.....	2001-03
Jeff Dellenbach.....	1999
Jerry Crafts.....	1998
Mike Zandofsky.....	1997
John Hudson.....	1993-95
Ken Reeves.....	1985-89
Bill Bergery.....	1974-80
Roy Kirksey.....	1973
Bill Cody.....	1972
Don Chuy.....	1969
Gordon Wright.....	1967
Bruce Van Dyke.....	1966
Bill Byrne.....	1963
Will Renfro.....	1961
Joe Robb.....	1959-60
Ed Meadows.....	1958
Frank D'Agostino.....	1956
Ed Sharkey.....	1954-55
Baptiste Manzini.....	1948
John Wyhonic.....	1946-47



**67**

Nate Herbig.....	2019-21
Chance Warmack.....	2017-18
Dennis Kelly.....	2012-15
Jamaal Jackson.....	2005-11
Ryan Schau.....	1999-2001
Steve Gabbard.....	1989
Gerry Feehery.....	1983-87
Lem Burnham.....	1977-79
Jeff Bleamer.....	1975-76
Herb Dobbins.....	1974
Vern Winfield.....	1972-73
Erwin Will.....	1965
Pete Case.....	1962-64
Proverb Jacobs.....	1958
John Magee.....	1948-55
Jack Sanders.....	1945

**68**

<b>Jordan Mailata.....</b>	<b>2020-</b>
Josh Andrews.....	2015-16
Matt Tennant.....	2012
Steve Vallos.....	2012
Kyle DeVan.....	2011
Austin Howard.....	2010
Dan Klecko.....	2008
Pat McCoy.....	2007
Steve Sciuillo.....	2004
Damian Lavergne.....	2003
Morris Unutoa.....	1996-98
Frank Cornish.....	1995
Ricky Shaw.....	1994
Tom McHale.....	1993-94
Reggie Singletery.....	1987-90
Pete Walters.....	1987
Dennis Harrison.....	1978-84
Dennis Nelson.....	1976-77
Blenda Gay.....	1975-76
Mark Nordquist.....	1968-74
Bobby Richards.....	1962-65
Bill Striegel.....	1959
Bill Koman.....	1957-58
Dick Murley.....	1956
Maurice Nipp.....	1956
Maurice Nipp.....	1952-53
Ray Romero.....	1951

**69**

<b>Landon Dickerson.....</b>	<b>2021-</b>
Matt Pryor.....	2019-20
Dillon Gordon.....	2016
Evan Mathis.....	2011-14
Jon Runyan.....	2000-08
George Hegamin.....	1998
Harry Boatwain.....	1995
Burt Grossman.....	1994
Bruce Collie.....	1990-91
Jim Angelo.....	1987
Jeff Tupper.....	1986
Dwaine Morris.....	1985
Woody Peoples.....	1978-80
Rich Glover.....	1975
Carl Gersbach.....	1970
Joe Tyrrell.....	1952
Dave DiFlippo.....	N/A

**70**

Jim Skaggs.....	1963-72
Don Owens.....	1958-60
<i>Al Wistert.....</i>	<i>1943-51</i>
Leo Brennan.....	1942
Joseph Frank.....	1941

**71**

Jason Peters.....	2009-20
Scott Young.....	2006-07
Jermame Mayberry.....	1996-2004
Mike Chalenski.....	1993-95
Cecil Gray.....	1990-91
Ken Clarke.....	1978-87
William Wynn.....	1973-76
Dick Hart.....	1967-70
Joe Lewis.....	1962
John Wilcox.....	1960
Don King.....	1956
Jim Ricca.....	1955-56
Tom Higgins.....	1954-55
Otis Douglas.....	1946-49
George Fritts.....	1945
Ed Fiben.....	N/A
Eberle Schultz.....	1943
Frank Hradbetin.....	1942
Cecil Sturgeon.....	1941

**72**

Linval Joseph.....	2022
Kayode Awosika.....	2021
Prince Tega Wanogho.....	2020
Halapoulivaati Vaitai.....	2016-19
Cedric Thornton.....	2012-15
Tra Thomas.....	1998-2008
Joe Panos.....	1995-97
Jeff Wenzel.....	1987-94
David Alexander.....	1987
Kevin Allen.....	1985
Dave Pacella.....	1984
Jim Fritzsche.....	1983
Wade Key.....	1970-79
Floyd Peters.....	1964-69
Frank Fuller.....	1963
Jess Richardson.....	1958-61
Jess Richardson.....	1954-56
George Mrkonic.....	1953
Dick Steere.....	1951
Walt Stickel.....	1950-51
Roger Harding.....	1947
T.J. Champion.....	1947
Marshall Shires.....	1945
Bob Friedman.....	1944
Ted Doyle.....	1943
Stephen Levanites.....	1942
Leon Cook.....	1942
Hodges West.....	1941

**73**

Marvin Wilson.....	2021-22
Isaac Seumalo.....	2016-20
Wade Smith.....	2014
Joe Kruger.....	2013
Julian Vandervelde.....	2011
Bobby McCray.....	2010

Derrick Burgess.....	2010
Shawn Andrews.....	2004-08
Kevin Dogins.....	2003
Jim Pyne.....	2001
Oliver Ross.....	1999
Steve Martin.....	1998
Jerry Crafts.....	1997
Lester Holmes.....	1993-96
Ron Heller.....	1988-92
Paul Ryczek.....	1987
Steve Kenney.....	1980-85
Pete Lazetich.....	1976-77
Richard Stevens.....	1970-74
Jim Norton.....	1968
Ed Khayat.....	1964-65
Ed Khayat.....	1958-61
Sid Youngelman.....	1956-58
Lum Snyder.....	1958
Lum Snyder.....	1952-55
Roscoe Hansen.....	1951
Fred Hartman.....	1948
Alfred Bauman.....	1947
Henry Gude.....	1946
Vince Bogren.....	1944
Rocco Canale.....	1943-45
Leo Disend.....	N/A
Ed Kasky.....	1942

**74**

Ndamukong Suh.....	2022
Le'Raven Clark.....	2021
Luke Juriga.....	2020
Daeshon Hall.....	2018-19
T.Y. McGill.....	2018
Nate Menkin.....	2012
Winston Justice.....	2007-11
Jeremy Bridges.....	2003
Doug Brzezinski.....	1999-2002
Edward Jasper.....	1997-98
Bernard Williams.....	1994
Gerald Nichols.....	1993
Mike Pitts.....	1987-92
Tim Mooney.....	1987
Leonard Mitchell.....	1983-86
Donnie Green.....	1977
John Niland.....	1975
Steve Smith.....	1971-74
Frank Molden.....	1968
Riley Gunnels.....	1960-64
Jerry DeLuca.....	1959
Len Szafaryn.....	1958
Frank Wydo.....	1957
Walter Barnes.....	1948-51

**75**

<b>Tarron Jackson.....</b>	<b>2021-</b>
Vinny Curry.....	2019-20
Josh Sweat.....	2018
Vinny Curry.....	2012-17
Juqua (Thomas) Parker.....	2005-11
Dominic Furio.....	2004-05
Frank Ferrara.....	2003
Michael Sinclair.....	2002
John Michels.....	1999
Troy Drake.....	1995-97



Rob Selby.....	1991-94
Daryle Smith.....	1990
Louis Cheek.....	1990
Scott Leggett.....	1987
Jim Gilmore.....	1986
Stan Walters.....	1975-83
Willie Cullars.....	1974
Dennis Wirgowski.....	1973
Houston Antwine.....	1972
Tuufuli Upersa.....	1971
John Meyers.....	1964-67
Jim McCusker.....	1959-62
Tom Saidock.....	1957
Frank Wydo.....	1952-57
George Savitsky.....	1948
Bill Halverson.....	1942

**76**

Jack Anderson.....	2021
T.Y. McGill.....	2020
Albert Huggins.....	2019
Allen Barbre.....	2013-16
Phillip Hunt.....	2011-12
Reggie Wells.....	2010
Stacy Andrews.....	2009
Calvin Armstrong.....	2005
Alonzo Ephraim.....	2004
John Welbourn.....	1999-2003
Barrett Brooks.....	1995-98
Broderick Thompson.....	1993-94
Adam Schreiber.....	1996-88
Jerry Sisemore.....	1973-84
Joe Carollo.....	1969-70
Bob Brown.....	1964-68
J.D. Smith.....	1959-63
Volney Peters.....	1958
Len Szafaryn.....	1957
Frank Kilroy.....	1943-55
John Eibner.....	1941-42
Lester McDonald.....	1940

**77**

Andre Dillard.....	2019-22
Michael Bennett.....	2018
Taylor Hart.....	2016-17
Barrett Jones.....	2015
Kevin Graf.....	2014
Damion Square.....	2013
Demetress Bell.....	2012
Mike McGlynn.....	2010
Mike McGlynn.....	2008
LaJuan Ramsey.....	2006-07
Artis Hicks.....	2003-05
Lonnie Palelei.....	1999
Richard Cooper.....	1998
Richard Cooper.....	1996
Howard Smothers.....	1995
Keith Millard.....	1993
Antone Davis.....	1991
Donald Evans.....	1988
Michael Black.....	1986
Tom Jelesky.....	1985-86
Rufus Mayes.....	1979
Don Ratliff.....	1975
Jerry Patton.....	1974

Gerry Philbin.....	1973
Ernie Calloway.....	1970-72
Ray Rissmiller.....	1966
Ray Mansfield.....	1963
John Kapele.....	1962
Don Oates.....	1961-62
Jim Weatherall.....	1955-57
Gus Cifelli.....	1954
Jim Kekeris.....	1947
John Eibner.....	1946
Carl Fagioli.....	1944
Tex Williams.....	1942
Bernie Kaplan.....	1942
Phil Ragazzo.....	1941

**78**

<b>Sua Opetia.....</b>	<b>2020-</b>
Fenuki Tupou.....	2009
Victor Abiamiri.....	2007-09
Brodrick Bunkley.....	2006
Hollis Thomas.....	1996-2005
Antone Davis.....	1992-95
Mike Nease.....	1987
Matt Darwin.....	1986-90
Carl Hairston.....	1976-83
Steve Smith.....	1974
Jim Cagle.....	1974
Wayne Mass.....	1972
Dave Graham.....	1968-69
Dave Graham.....	1963-66
John Baker.....	1962
Marion Campbell.....	1956-61
Mike Jarmoluk.....	1949-55

**79**

Brandon Brooks.....	2016-21
Tanner Hawkinson.....	2015
Todd Herremans.....	2005-14
Ian Allen.....	2004
Jim Flanigan.....	2003
Jeremy Slechta.....	2002
Greg Jefferson.....	1995-99
Mike Finn.....	1994
Mike Schad.....	1989-93
Joe Conwell.....	1986-87
Rusty Russell.....	1984
Frank Giddens.....	1981-82
Manny Sistrunk.....	1976-79
Mitch Sutton.....	1974-75
Lane Howell.....	1965-69
Gene Gossage.....	1960-62
Lum Snyder.....	1958
Buck Lansford.....	1955-57
Vic Sears.....	1941-53

**80**

<b>Tyree Jackson.....</b>	<b>2021-</b>
Quez Watkins.....	2020
Jordan Matthews.....	2018-19
Markus Wheaton.....	2018
Ron Johnson.....	2011
Kevin Curtis.....	2007-09
Billy McMullen.....	2004-05
James Thrash.....	2001-03
Torrance Small.....	1999-2000

Irving Fryar.....	1996-98
Reggie Johnson.....	1995
James Lofton.....	1993
Reggie Lawrence.....	1993
Rod Harris.....	1990-91
Marvin Hargrove.....	1990
Cris Carter.....	1987-89
Bobby Duckworth.....	1986
Keith Baker.....	1985
Joe Hayes.....	1984
Byron Williams.....	1983
Alvin Hooks.....	1981
Luther Blue.....	1980
Art Thoms.....	1977
Don Zimmerman.....	1973-76
Clark Hoss.....	1972
Don Brumm.....	1970-71
Randy Beisler.....	1966-68
Gary Henson.....	1963
Ken Gregory.....	1962
John Tracey.....	1961
Ken MacAfee.....	1959
Gene Mitcham.....	1958
Bill Stribling.....	1955-57
Neill Armstrong.....	1947-51
Bert Kuczynski.....	1946
Leonard Supluski.....	1942
Fred Meyer.....	1942
Kirk Hershey.....	1941
Granville Harrison.....	1941

**81**

<b>Grant Calcaterra.....</b>	<b>2022-</b>
Richard Rodgers.....	2021
Jason Croom.....	2020
Joshua Perkins.....	2019
Kamar Aiken.....	2018
Jordan Matthews.....	2014-16
Jason Avant.....	2006-13
Terrell Owens.....	2004-05
Billy McMullen.....	2003
Tony Stewart.....	2001
Charles Johnson.....	1999-2000
Jeff Graham.....	1998
Mark Seay.....	1996-97
Rob Carpenter.....	1995
Paul Richardson.....	1993
Roy Green.....	1991-92
Mike Bellamy.....	1990
Henry "Gizmo" Williams.....	1989
Shawn Beals.....	1988
Otis Grant.....	1987
Kenny Jackson.....	1984-87
Ron Smith.....	1981-83
Scott Fitzkee.....	1979-80
Oren Middlebrook.....	1978
Stan Davis.....	1973
Larry Estes.....	1972
Jim Whalen.....	1971
Ron Goodwin.....	1964-68
Eddie Bell.....	1955-58
Willie Irvin.....	1953
Bibbles Bawel.....	1952
John O'Quinn.....	1951
Dick Humbert.....	1946-49





Don McDonald.....	1944-45
John Yovicsin.....	1944
Walt Nowak.....	1944
Ray Reutt.....	1943
Robert Priestly.....	1942
Dick Humbert.....	1941

**82**

John Hightower.....	2020-21
Richard Rodgers.....	2019
Torrey Smith.....	2017
Emil Igwenagu.....	2013
Clay Harbor.....	2010-12
Alex Smith.....	2009
L.J. Smith.....	2003-08
Dameane Douglas.....	1999-2002
Karl Hankton.....	1998
Chris T. Jones.....	1995-97
Victor Bailey.....	1993-94
Mickey Shuler.....	1991
Mike Quick.....	1982-90
Jerrold McRae.....	1979
Ken Payne.....	1978
Bob Picard.....	1973-76
Tim Rossovich.....	1968-71
George Tarasovic.....	1963-65
Tom Scott.....	1953-58
Joe Restic.....	1952
Danny DiRenzo.....	N/A
Rudy Smeja.....	1946
Milton Smith.....	1945
Bill Hewitt.....	1943
Bill Combs.....	1942
Robert Krieger.....	1941

**83**

Noah Togiai.....	2021-22
Caleb Wilson.....	2020
Shelton Gibson.....	2019
Joshua Perkins.....	2018
Marvin McNutt.....	2012
Greg Lewis.....	2003-08
Jeff Thomason.....	2000-02
Troy Smith.....	1999
Dietrich Jells.....	1998-99
Michael Timpson.....	1997
Ed West.....	1995-96
Michael Young.....	1993
Pat Beach.....	1992
Kenny Jackson.....	1990-91
Jimmie Giles.....	1988-89
Kevin Bowman.....	1987
Phil Smith.....	1986
Tony Woodruff.....	1982-84
Rodney Parker.....	1980-81
Vince Papale.....	1976-78
Don Hultz.....	1964-73
Bill Quinlan.....	1963
Bobby Walston.....	1951-62
Jack Ferrante.....	1945-50
John Smith.....	1945
Jack Smith.....	1942
Jack Ferrante.....	1941

**84**

<b>Greg Ward.....</b>	<b>2019-</b>
Hank Baskett.....	2006-10
Jordan Norwood.....	2009
Freddie Mitchell.....	2001-04
Jamie Asher.....	1999
Luther Broughton.....	1999-2000
Freddie Solomon.....	1996-98
Kelvin Martin.....	1995
Mark Bavaro.....	1993-94
Floyd Dixon.....	1992
Anthony Edwards.....	1989-90
Kenny Jackson.....	1988
Ron Fazio.....	1987
Mike McCloskey.....	1987
Vyto Kab.....	1982-85
Keith Krepfle.....	1975-81
Richard Harris.....	1971-73
Jim Kelly.....	1967
Jim Kelly.....	1965
Don Thompson.....	1964
Mike Clark.....	1963
Leo Sugar.....	1961
Hank Burnine.....	1956-57
Leslie Palmer.....	1948
Larry Cabrelli.....	1941-47

**85**

Richard Rodgers.....	2020
Alex Ellis.....	2019
James Casey.....	2013-14
Darnerien McCants.....	2005
Sean Morey.....	2002
Freddie Milons.....	2002
Na Brown.....	1999-2002
Chris Fontenot.....	1998
Antwan Wyatt.....	1997
Mark Ingram.....	1996
Art Monk.....	1995
Jeff Snyder.....	1992-94
Mickey Shuler.....	1990-91
Ron Johnson.....	1985-89
Jesse Bendross.....	1987
Mel Hoover.....	1982-84
Charles Smith.....	1974-81
Marlin McKeever.....	1973
Gary Ballman.....	1967-72
Ralph Smith.....	1962-64
Bob Schnelker.....	1953
Billy Hix.....	1950
Jay MacDowell.....	1946
Bob Friedlund.....	1946
Charles Gauer.....	1945
Tony Bova.....	1943
John Shonk.....	1941

**86**

Zach Ertz.....	2013-21
Evan Moore.....	2012
Reggie Brown.....	2005-09
Kori Dickerson.....	2003
Antonio Freeman.....	2002
Gari Scott.....	2001
Alex Van Dyke.....	1999-2000
Brian Finneran.....	1999

Russell Copeland.....	1998
Justin Armour.....	1997
Luther Broughton.....	1997
Dialleo Burks.....	1996
Fred Barnett.....	1990-95
Mike Siano.....	1987
Greg Garrity.....	1984-89
Al Dixon.....	1983
Steve Folsom.....	1981
Ken Dunek.....	1980
Lewis Gilbert.....	1980
Charle Young.....	1973-76
Fred Hill.....	1965-71
Dick Stafford.....	1962-63
Ed Cooke.....	1958
Norman Willey.....	1953-57
Bud Grant.....	1951-52
Bob McChesney.....	1950
Hal Prescott.....	1948-49

**87**

Brent Celek.....	2007-17
Todd Pinkston.....	2000-04
Jed Weaver.....	1999
Jason Dunn.....	1996-98
Frank Wainwright.....	1995
Rickey Brady.....	1995
Maurice Johnson.....	1991-94
Harper LeBel.....	1990
Carlos Carson.....	1987
Eric Bailey.....	1987
John Goode.....	1985
Lawrence Sampleton.....	1982-84
Claude Humphrey.....	1979-81
Kent Kramer.....	1971-74
Fred Brown.....	1969
Dave Lince.....	1966-67
Bill Cronin.....	1965
Dick Lucas.....	1960-63
Art Powell.....	1959
Andy Nacrelli.....	1958
Jack Ferrante.....	1944

**88**

<b>Dallas Goedert.....</b>	<b>2018-</b>
Trey Burton.....	2017
Jeff Maehl.....	2013-14
Cornelius Ingram.....	2009-10
Mike Bartrum.....	2000-06
Luther Broughton.....	1999
Kevin McKenzie.....	1998
Jimmie Johnson.....	1995-97
Keith Jackson.....	1988-91
John Spagnola.....	1984-87
John Spagnola.....	1979-82
Bill Larson.....	1978
Richard Osborne.....	1976-77
Gary Pettigrew.....	1966-74
Jerry Wilson.....	1959-60
Bob Hudson.....	1953
John Zilly.....	1952
Jay MacDowell.....	1947-51
John Durko.....	1945
Merschel Ramsey.....	1944



**89**

<b>Jack Stoll</b> .....	<b>2021-</b>
Hakeem Butler.....	2020
B.J. Cunningham.....	2013
Garrett Mills.....	2010
Martin Rucker.....	2009
Matt Schobel.....	2006-08
Chad Lewis.....	1997-2005
Justin Swift.....	1999
Ed Smith.....	1999
Ron Leshinski.....	1999
Kaseem Sinceno.....	1998
Dialleo Burks.....	1996
Calvin Williams.....	1990-96
Jay Repko.....	1987
Dave Little.....	1985-89
Glen Young.....	1983
Wally Henry.....	1977-82
Steve Zabel.....	1970-74
Mike Ditka.....	1968
Mike Morgan.....	1964-67
John Bredice.....	1956
Don Luft.....	1954
Bob Oristaglio.....	1952
John Green.....	1947-51
Robert Krieger.....	1946
Ben Agajanian.....	1945
Fred Meyer.....	1945
Tom Miller.....	1943-44
Fred Meyer.....	1942
Henry Piro.....	1941

**90**

<b>Jordan Davis</b> .....	<b>2022-</b>
Ryan Kerrigan.....	2021
Bruce Hector.....	2019
Treyvon Hester.....	2018
Justin Hamilton.....	2017
Marcus Smith.....	2014-16
Clifton Geathers.....	2013
Antonio Dixon.....	2010-12
Darren Howard.....	2006-09
Corey Simon.....	2000-04
Ben Williams.....	1999
Jon Harris.....	1997-98
Ronnie Dixon.....	1995-96
William Perry.....	1993-94
Mike Golic.....	1987-92
Randall Mitchell.....	1987
Aaron Brown.....	1985

**91**

<b>Fletcher Cox</b> .....	<b>2012-</b>
Trevor Laws.....	2011
Darryl Tapp.....	2010
Chris Clemons.....	2008-09
Ian Scott.....	2007
Sam Rayburn.....	2003-06
Uhuru Hamiter.....	2000-01'
Steve Martin.....	1999
Andy Harmon.....	1991-97
Greg Mark.....	1990
Scott Curtis.....	1988
George Cumby.....	1987
Ray Conlin.....	1987

Reggie White.....	1985
Tim Golden.....	1985

**92**

<i>Reggie White</i> .....	<i>1986-92</i>
Smiley Creswell.....	1985

**93**

<b>Milton Williams</b> .....	<b>2021-</b>
Javon Hargrave.....	2020
Tim Jernigan.....	2017-19
Brandon Bair.....	2014-15
Jason Babin.....	2011-12
Trevor Laws.....	2008-10
Jevon Kearse.....	2006-07
Marco Coleman.....	2003
Levon Kirkland.....	2002
Pernell Davis.....	1999
Darion Conner.....	1996-97
Daniel Stubbs.....	1995
Greg Townsend.....	1994
David Bailey.....	1990
John Dumbauld.....	1987-88
Ray Phillips.....	1987
Tom Strauthers.....	1983-86

**94**

<b>Josh Sweat</b> .....	<b>2019-</b>
Haloti Ngata.....	2018
Beau Allen.....	2014-17
Derek Landri.....	2011-12
Ricky Sapp.....	2010
Jason Babin.....	2009
Montae Reagor.....	2007
N.D. Kalu.....	2005
N.D. Kalu.....	2001-03
Kelly Gregg.....	1999
Bill Johnson.....	1999
Kevin Johnson.....	1995-96
Leonard Renfro.....	1993-94
Steve Kaufusi.....	1989-90
Dan McMillen.....	1987
Byron Darby.....	1983-86

**95**

<b>Marlon Tuipulotu</b> .....	<b>2021-</b>
Joe Ostman.....	2020
Mychal Kendricks.....	2012-17
Victor Abiamiri.....	2008-09
Jerome McDougle.....	2006
Jerome McDougle.....	2003-04
Justin Ena.....	2002
Tyrone Williams.....	1999-2000
Henry Slay.....	1998
Richard Dent.....	1997
William Fuller.....	1994-96
Mike Flores.....	1991-93
Al Harris.....	1990
Doug Bartlett.....	1988
Jody Schulz.....	1986
John Bunting.....	1972-82

**96**

<b>Derek Barnett</b> .....	<b>2017-</b>
Bennie Logan.....	2013-16

Greg Lloyd.....	2011
Omar Gaither.....	2006-10
Paul Grasmanis.....	2000-05
Al Wallace.....	1997-98
Keith Rucker.....	1996
Mark Gunn.....	1995-96
Mike Flores.....	1994
Clyde Simmons.....	1986-93
Marvin Ayers.....	1987
Harvey Armstrong.....	1982-84
John Sodaski.....	1972-73

**97**

Javon Hargrave.....	2021-22
Malik Jackson.....	2019-20
Destiny Vaeao.....	2016-18
Taylor Hart.....	2015
Isaac Sopoaga.....	2013
Cullen Jenkins.....	2011-12
Brodrick Bunkley.....	2007-10
Darwin Walker.....	2001-06
Mark Wheeler.....	1999
Rhett Hall.....	1995-98
Tim Harris.....	1993
Leon Seals.....	1992
Dick Chapura.....	1990
John Klingel.....	1987-88
Jim Auer.....	1987
Reggie Singletary.....	1986
Thomas Brown.....	1980

**98**

Robert Quinn.....	2022
Hassan Ridgeway.....	2019-21
Bruce Hector.....	2018-19
Elijah Qualls.....	2017
Connor Barwin.....	2013-16
Mike Patterson.....	2005-12
Greg Richmond.....	2004-05
Brandon Whiting.....	1998-2003
Jimmie Jones.....	1997
Michael Samson.....	1996
Tommy Jeter.....	1992-94
Elois Grooms.....	1987
Greg Brown.....	1981-86
Mike Ditka.....	1967

**99**

<i>Jerome Brown</i> .....	<i>1987-91</i>
Greg Litter.....	1987
Skip Hamilton.....	1987
Joe Drake.....	1985
Leonard Mitchell.....	1981-82
Mel Tom.....	1970-73



A		
Coach	Title	Years
April, Bobby	Special Teams Coordinator	2010-12
April III, Bobby	Defensive Quality Control	2011-12
Atkins, Dave	Running Backs	1986-90
	Special Teams	1991
	Tight Ends	1992
Austin, Greg	Assistant Offensive Line	2013-15
Azzinaro, Jerry	Defensive Line/Assistant Head Coach	2013-15

B		
Coach	Title	Years
Ball, Herman	Offensive Coach	1964-68
Banducci, Bruno	Offensive Line	1958
Banks, Quadrian	Assistant Strength and Conditioning	2013-15
Bartrum, Mike	Assistant Tight Ends	2019-20
Bausch, Frank	Assistant Coach	1941
Becker, John	Running Backs	1980-82
	Wide Receivers	1983
Bell, Bert	Head Coach	1936-40
Bettis, Tom	Defensive Backs	1989-90
Bible, Dana	Offensive Coordinator	1998
Bicknell, Bob	Wide Receivers	2013-15
Bollman, Jim	Tight Ends	1998
Bowles, Todd	Secondary	2012
	Defensive Coordinator	2012
<b>Brady, Marcus</b>	<b>Senior Offensive Assistant</b>	<b>2023-</b>
Brasher, Tommy	Defensive Line	1985
	Defensive Line	1999-2005
	Defensive Line	2012
Bratkowski, Zeke	Quarterbacks	1991-92
	Offensive Coordinator/QBs	1993-94
Breiner, Andrew	Pass Game Analyst	2020
Brewer, Gunter	Wide Receivers	2018
Bronzan, Bob	Line	1958
<b>Brown, Tyler</b>	<b>Special Teams Quality Control</b>	<b>2021-22</b>
	<b>Special Teams Assistant</b>	<b>2023-</b>
Bruney, Fred	Defensive Backs	1964-68
	Defensive Backs	1977-82
	Asst. Head Coach/Defensive Backs	1983-85
	Interim Head Coach (1 game)	1985
Burke, Matt	Defensive Special Assistant	2019
	Run Game Coordinator/Defensive Line	2020

C		
Coach	Title	Years
Cabrelli, Larry	Ends	1947-50
Caldwell, Mike	Defensive Quality Control	2008-09
	Assistant Linebackers	2010
	Linebackers	2011-12
Callahan, Bill	Offensive Line	1995-97
Campbell, Marion	Defensive Coordinator	1977-82
	Head Coach/Defensive Coordinator	1983-85
Carpenter, Lew	Wide Receivers	1990-92
	Wide Receivers/Tight Ends	1993-94
Carr, Gerald	Wide Receivers	1995-98
Carr, Jimmy	Linebackers	1969-72
Carson, Bud	Defensive Coordinator/Def. Backs	1991-94
Castillo, Juan	Offensive Assistant	1995-96
	Tight Ends	1997
	Offensive Line	1998-2010
	Defensive Coordinator	2011-12
Cherundolo, Chuck	Defensive Line	1962
Childress, Brad	Quarterbacks	1999-2001
	Offensive Coordinator	2002-05

Chinander, Erik	Assistant Defensive Line	2013
Chung, Eugene	Asst. OL/Tight Ends/Run Game	2016-18
Clausen, Chuck	Defensive Line	1976-85
<b>Clay, Michael</b>	<b>Defensive Quality Control</b>	<b>2014</b>
	<b>Assistant Special Teams</b>	<b>2015</b>
	<b>Special Teams Coordinator</b>	<b>2021-</b>
Coughlin, Tom	Wide Receivers	1984-85
Coury, Dick	Wide Receivers	1976-81
Croner, Ken	Assistant Strength and Conditioning	2010
Cross, Irv	Defensive Backs	1969-70
Culley, David	Wide Receivers	1999-2010
	Senior Assistant/Wide Receivers	2011-12

D		
Coach	Title	Years
Daniels, Phillip	Def. Quality Control/Asst. DL	2016-18
	Defensive Line	2019
DaGrosa, John	Assistant Coach	1936-37
Daisher, Ted	Special Teams Quality Control	2004-05
	Special Teams Coordinator	2009
Davis Jr., Bill	Defensive Coordinator	2013-15
Davis Sr., Bill	Linebackers	1976-77
	Tight Ends	1978
Dawson, Mike	Defensive Quality Control	2013
	Assistant Defensive Line	2014-15
Day, Ryan	Quarterbacks	2015
DeFilippo, John	Quarterbacks	2016-17
<b>Desai, Sean</b>	<b>Defensive Coordinator</b>	<b>2023-</b>
Devore, Hugh	Head Coach	1956-57
<b>DiAngelo, Mike</b>	<b>Defensive Quality Control</b>	<b>2023-</b>
<b>Dickerson, Eric</b>	<b>Defensive Assistant</b>	<b>2021</b>
	<b>Offensive Quality Control</b>	<b>2022-</b>
	Defensive Assistant	1988
Donahue, Ken	Off. Quality Control/Asst. WRs	2016-17
D'Orazio, Joe	Assistant Coach	1950
Douglas, Otis	Offensive Coordinator	1999-2001
Dowhower, Rod	Passing Game	1973-75
Dowler, Boyd	Line	1955
Drulis, Chuck		

E		
Coach	Title	Years
Ecklund, Brad	Offensive Line	1971-72
<b>Eliot, D.J.</b>	<b>Linebackers</b>	<b>2023-</b>
Evans, Dick	Defensive Coach	1964-68
Ewart, Charley	Backfield	1946-48

F		
Coach	Title	Years
Fears, Tom	Offensive Coordinator/Wide Receivers	1971-72
Fipp, Dave	Special Teams Coordinator	2013-20
Fisher, Jeff	Defensive Backs	1986-88
	Defensive Coordinator/Linebackers	1989-90
Flajole, Ken	Linebackers	2016-20
Frazier, Leslie	Defensive Backs	1999-2002

G		
Coach	Title	Years
Gamble, Harry	Tight Ends/Special Teams	1981-82
Gannon, Jonathan	Defensive Coordinator	2021-22
Ganz, Frank	Tight Ends/Special Teams	1983-85
Gauer, Charley	Ends	1952-61
	Offensive Coach	1969-70
Gillman, Sid	Quarterbacks	1979-80
	Quarterbacks	1982
	Offensive Assistant	1985



Giunta, Peter	Defensive Assistant .....	1991-94
Grandelius, Sonny	Backfield .....	1962-63
Gray, Keith	Assistant Strength and Conditioning.....	2012-19
<b>Grayer, Edward</b>	<b>Associate Strength and Conditioning.....</b>	<b>2020-</b>
Groh, Mike	Wide Receivers Coach.....	2017
	Offensive Coordinator .....	2018-19
Gruden, Jon	Offensive Coordinator .....	1995-97

H		
Coach	Title	Years
Hammond, Bobby	Offensive Assistant.....	1993-94
Harbaugh, John	Special Teams Coordinator.....	1998-2006
	Secondary/Safeties .....	2007
Harper, Matthew	Assistant Special Teams .....	2013-14, 16-18
	Assistant Defensive Backs .....	2015
	Assistant Wide Receivers .....	2019-20
Hauck, Tim	Safeties.....	2016-20
Haupt, Dale	Defensive Line.....	1986-94
Hawkins, Ben	Receivers.....	1982
Hill, George	Linebackers .....	1979-84
Hingst, Josh	Head Strength and Conditioning.....	2013-20
Hughes, Ed	Offensive Assistant.....	1981
	Offensive Assistant.....	1989
Huls, Shaun	Director of High Performance .....	2013-19

I		
Coach	Title	Years
Idzik, John	Running Backs.....	1973-75
	Offensive Coordinator/Quarterbacks.....	1976
Iman, Ken	Special Teams/Offensive Line.....	1976-79
	Offensive Line .....	1980-86
<b>Istvan, Roy</b>	<b>Assistant Offensive Line .....</b>	<b>2019-</b>

J		
Coach	Title	Years
Jackson, Milt	Running Backs.....	1985
Jamieson, Dick	Running Backs.....	1995-96
Jauron, Dick	Senior Assistant/Defensive Backs.....	2010
Jenkins, Pete	Defensive Line.....	2006-08
Joe, Billy	Running Backs.....	1979-80
<b>Johnson, Brian</b>	<b>Quarterbacks.....</b>	<b>2021-22</b>
	<b>Offensive Coordinator .....</b>	<b>2023-</b>
Johnson, Jim	Defensive Coordinator.....	1999-2008
<b>Johnson, Taver</b>	<b>Assistant Defensive Backs .....</b>	<b>2023-</b>
Jones, Ronnie	Strength & Conditioning.....	1987-88
	Strength & Conditioning/Linebackers.....	1989-90

K		
Coach	Title	Years
<b>Kasper, Joe</b>	<b>Defensive Quality Control.....</b>	<b>2021-</b>
Kellison, John	Line.....	1941-50
Kelly, Chip	Head Coach .....	2013-15
Kelly, Mike	Offensive Assistant.....	2002
Kenneally, George	Assistant Coach.....	1935
Kiesling, Walt	Co-Head Coach.....	1943
Kinne, G.J.	Offensive Special Projects .....	2019
Khayat, Ed	Defensive Line.....	1971
	Head Coach .....	1971-72
Kilroy, Frank	Assistant Coach.....	1957-58
Knox Jr., Chuck	Defensive Assistant.....	1995-98
Kotite, Rich	Offensive Coordinator/Quarterbacks.....	1990
	Head Coach .....	1991-94
Kuharich, Joe	Head Coach .....	1964-68

L		
Coach	Title	Years
Lazor, Bill	Quarterbacks.....	2013
LeBeau, Dick	Special Teams.....	1973-75
Levy, Marv	Assistant Coach.....	1969
Lewis, Greg	Wide Receivers.....	2016
Lindskog, Vic	Assistant Coach.....	1952-54
Lovett, John	Defensive Backs.....	2013-14
Lyght, Todd	Assistant Defensive Backs .....	2013-14
Lynn, Johnnie	Secondary/Cornerbacks.....	2011

M		
Coach	Title	Years
Manuel, Marquand	Defensive Backs.....	2020
McCormack, Mike	Head Coach .....	1973-75
McDermott, Sean	Defensive Quality Control.....	2001-02
	Assistant Defensive Backs .....	2003
	Secondary Coach/Safeties.....	2004-06
	Linebackers .....	2007
	Secondary.....	2008
	Defensive Coordinator.....	2009-10
<b>McDonald, D.K.</b>	<b>Assistant Defensive Backs .....</b>	<b>2021-22</b>
	<b>Defensive Backs .....</b>	<b>2023-</b>
McDowell, Patrick	Assistant Strength and Conditioning.....	2018-21
McGovern, Bill	Outside Linebackers .....	2013-15
McMillin, Bo	Head Coach .....	1951
McMurdo, Jim	Line.....	1938-40
McPherson, Bill	Linebackers .....	1978
Marandino, Roger	Assistant Strength and Conditioning.....	2011
Marchibroda, Ted	Offensive Coordinator .....	1984-85
Matthews, Billie	Running Backs.....	1983-84
Mazur, John	Defensive Backs.....	1973-75
	Defensive Coordinator/Def. Backs.....	1976
	Offensive Asst/Quality Control.....	1999-2001
Melvin, Tom	Tight Ends.....	2002-12
<b>Michael, Jason</b>	<b>Tight Ends.....</b>	<b>2021-</b>
Michaels, Walt	Linebackers .....	1973-75
Miles, Trent	Off. Quality Control/Asst. RBs .....	2017-18
Miller, Heinie	Assistant Coach.....	1940
Millner, Wayne	Ends/Backfield.....	1951
	Head Coach .....	1951
<b>Minnis, Mike</b>	<b>Assistant Strength and Conditioning.....</b>	<b>2016-</b>
Minter, Rick	Inside Linebackers .....	2013-15
<b>Moorehead, Aaron</b>	<b>Wide Receivers.....</b>	<b>2020-</b>
Mornhinweg, Marty	Senior Assistant.....	2003
	Asst. Head Coach .....	2004-05
	Asst. Head Coach/Off. Coordinator .....	2006-12
	Senior Offensive Consultant.....	2020
Moss, Joe	Defensive Line.....	1969-72
Mudd, Howard	Offensive Line .....	2011-12
Muir, Bill	Offensive Line .....	1992-94
Musgrave, Bill	Offensive Assistant.....	1998
	Quarterbacks.....	2014

N		
Coach	Title	Years
Nagy, Matt	Offensive Quality Control.....	2011-12
Neal, Dan	Special Teams.....	1986
	Special Teams/Offensive Line.....	1987
	Offensive Line .....	1988-91
Neale, Greasy	Head Coach .....	1941-50
Niemi, Laurie	Assistant Coach.....	1961-63
Nixon, Jeff	Special Teams Quality Control .....	2007-10
Nixon, Mike	Offensive Assistant.....	1966-68
<b>Noriega, Fernando</b>	<b>Head Strength and Conditioning.....</b>	<b>2021-</b>





O		
Coach	Title	Years
Ollie, Nathan	Assistant Defensive Line	2019-20
Owen, Steve	Assistant Coach	1956-57

P		
Coach	Title	Years
Paganetti, Ryan	Def. Quality Control/Asst. Linebackers	2018
	Asst. Linebackers/ Game Management	2019-20
<b>Paganetti, T.J.</b>	<b>Off. Quality Control/Asst. OL</b>	<b>2017-18</b>
	<b>Assistant Running Backs</b>	<b>2019</b>
	<b>Asst. Run Game Coordinator/Asst. RBs</b>	<b>2020</b>
	<b>Offensive Quality Control</b>	<b>2021-22</b>
	<b>Run Game Specialist/Assistant Tight Ends</b>	<b>2023-</b>
<b>Pannunzio, Joe</b>	<b>Director of Team Development</b>	<b>2019-20</b>
	<b>Assistant Special Teams Coordinator</b>	<b>2021-</b>
Pasquale, Larry	Special Teams	1992-94
<b>Patricia, Matt</b>	<b>Senior Defensive Assistant</b>	<b>2023-</b>
<b>Patullo, Kevin</b>	<b>Passing Game Coordinator</b>	<b>2021-22</b>
	<b>Passing Game Coordinator/Associate HC</b>	<b>2023-</b>
Payton, Sean	Quarterbacks	1997-98
Pederson, Doug	Offensive Quality Control	2009-10
	Quarterbacks	2011-12
	Head Coach	2016-20
Peelle, Justin	Assistant Tight Ends	2013-14
	Tight Ends	2015-20
Peterson, Carl	Tight Ends	1976-77
Phillips, Spencer	Off. Quality Control/Asst. Quarterbacks	2018
	Assistant Quarterbacks	2019
Phillips, Wade	Defensive Coordinator/Linebackers	1986-88
Plumb, Ted	Assistant Head Coach/Offense	1986-89
Putnam, Duane	Offensive Line	1976-78

R		
Coach	Title	Years
Rallis, Nick	Linebackers	2021-22
Ralston, John	Offensive Coordinator	1978
<b>Rath, Ted</b>	<b>Director of Sports Performance</b>	<b>2020</b>
	<b>Vice President of Player Performance</b>	<b>2021-</b>
Rauch, John	Quarterbacks	1971-72
Reagan, Frank	Assistant Coach	1952-53
Reed, Mike	Defensive Assistant/Quality Control	2003-06
Reich, Frank	Offensive Coordinator	2016-17
Reid, Andy	Head Coach	1999-2012
Rhodes, Ray	Head Coach	1995-98
Richardson, Jess	Defensive Line	1971-72
Rivera, Ron	Linebackers	1999-2003
Roberts, Al	Special Teams	1988-90
<b>Rocker, Tracy</b>	<b>Defensive Line</b>	<b>2021-</b>
Roland, Johnny	Running Backs	1976-78
Rubin, Barry	Strength and Conditioning Assistant	2008-09
	Strength and Conditioning	2010-12
Rust, Rod	Linebackers	1976-77
Ryan, Buddy	Head Coach	1986-90

S		
Coach	Title	Years
Sandusky, John	Offensive Line	1973-75
Scangarello, Rich	Senior Offensive Assistant	2020
Schwartz, Jim	Defensive Coordinator	2016-20
Scovil, Doug	Quarterbacks	1986-89
<b>Scudder, Tyler</b>	<b>Defensive Assistant</b>	<b>2022</b>
	<b>Assistant Linebackers</b>	<b>2023-</b>
Segrest, Rory	Special Teams Quality Control	2006
	Special Teams Coordinator	2007-08

Shaw, Buck	Defensive Line	2009-10
Shaw, David	Head Coach	1958-60
Shuey, Bill	Offensive Assistant	1997
	Offensive Assistant/Quality Control	2003-06
	Defensive Assistant/Quality Control	2007
	Linebackers	2008-10
Shurmur, Pat	Tight Ends	1999-2001
	Quarterbacks	2002-08
	Offensive Coordinator	2013-15
	Interim Head Coach	2015
<b>Singleton, Jemal</b>	<b>Running Backs/Assistant Head Coach</b>	<b>2021-</b>
<b>Sirianni, Nick</b>	<b>Head Coach</b>	<b>2021-</b>
Skorich, Nick	Line	1958-60
	Head Coach	1961-63
Smith, Brian	Assistant Linebackers	2015
Smith, Danny	Special Teams	1995-96
	Defensive Backs	1997-98
Smith, Otis	Assistant Secondary	2008
Spagnuolo, Steve	Defensive Asst/Quality Control	1999-2000
	Defensive Backs	2001-03
	Linebackers	2004-06
	Special Teams Quality Control	2011-12
	Running Backs	2013-17
	Assistant Head Coach/Running Backs	2018-20
Stanfel, Dick	Offensive Line	1964-70
Steichen, Shane	Offensive Coordinator	2021-22
Stewart, Brian	Special Assistant/Defense	2009
Stiles, Lynn	Tight Ends/Special Teams	1979-81
<b>Stoutland, Jeff</b>	<b>Offensive Line</b>	<b>2013-17</b>
	<b>Run Game Coordinator/Offensive Line</b>	<b>2018-</b>
Stuber, Abe	Backfield	1955

T		
Coach	Title	Years
<b>Tanney, Alex</b>	<b>Offensive Quality Control</b>	<b>2021</b>
	<b>Asst. Quarterbacks/Offensive Assistant</b>	<b>2022</b>
	<b>Quarterbacks</b>	<b>2023-</b>
Taylor, Press	Offensive Quality Control	2013-17
	Quarterbacks	2018-19
	Passing Game Coordinator/QBs	2020
Thomas, Emmitt	Defensive Coordinator	1995-98
Thomas, Stephen	Defensive Quality Control	2015
Thomason, Bobby	Quarterbacks	1957
Thompson, Luke	Assistant Special Teams	2019-20
Toub, Dave	Special Teams Quality Control	2001-2003
Trgovac, Mike	Defensive Line	1995-98
Trimble, Jim	Assistant Coach	1951
	Head Coach	1952-55

U		
Coach	Title	Years
Undlin, Cory	Defensive Backs	2015-19
Urban, James	Offensive Assistant/Quality Control	2007-08
	Quarterbacks	2009-10

V		
Coach	Title	Years
Van Buren, Steve	Backfield	1952
Vasso, Dino	Def. Quality Control/Asst. Secondary	2016-18
	Assistant Secondary	2019
	Assistant Coordinator/Defense	2020
Vechiarella, Jim	Linebackers	1991-94
Vermeil, Dick	Head Coach	1976-82
Vitt, Joe	Linebackers	1995-98



**W**

<b>Coach</b>	<b>Title</b>	<b>Years</b>
<b>Wagner, Ben</b>	<b>Assistant Strength and Conditioning</b>	<b>2016-</b>
Walch, Carson	Assistant Wide Receivers	2018
	Wide Receivers	2019
Walsh, Bill	Offensive Line	1987-91
Walters, Trent	Secondary	2004-07
<b>Washburn, Jeremiah</b>	<b>Senior Defensive Assistant</b>	<b>2020-21</b>
	<b>Defensive Ends/Outside Linebackers</b>	<b>2022-</b>
Washburn, Jim	Defensive Line	2011-12
Wampfler, Jerry	Defensive Line	1973-75
	Offensive Line	1979-83
Wessel, Joe	Special Teams	1997
Whipple, Mark	Offensive Assistant	2008
Williams, Jerry	Assistant	1958-63
	Head Coach	1969-71
Williams, Jim	Strength and Conditioning	1991-94
<b>Williams, Ronell</b>	<b>Nickels</b>	<b>2023-</b>
Williams, Ted	Tight Ends	1995-96
	Running Backs	1997-2012
	Tight Ends	2013-14
Wilson, Chris	Defensive Line	2016-18
Wilson, Dennard	Defensive Backs	2021
	Def. Passing Game Coordinator/DBs	2022
Wolf, Mike	Strength and Conditioning	1995-2009
Wood, Dick	Offensive Coordinator	1983
	Running Backs	1991-94
<b>Woods, Dustin</b>	<b>Associate Strength and Conditioning</b>	<b>2021-</b>
Wray, Lud	Head Coach	1933-35

**Z**

<b>Coach</b>	<b>Title</b>	<b>Years</b>
Zampese, Ken	Offensive Assistant	1998
Zilly, Jack	Running Backs/Special Teams	1970-72
Zordich, Michael	Defensive Quality Control	2010
	Secondary/Safeties	2011-12



2023

Rd	No	Player	Pos	College
1	9	Jalen Carter	DT	Georgia
1	30	Nolan Smith	LB	Georgia
2	65	Tyler Steen	G	Alabama
3	66	Sydney Brown	S	Illinois
4	105	Kelee Ringo	CB	Georgia
6	188	Tanner McKee	QB	Stanford
7	249	Moro Ojomo	DT	Texas

2022

Rd	No	Player	Pos	College
1	13	Jordan Davis	DT	Georgia
2	51	Cam Jurgens	C/G	Nebraska
3	83	Nakobe Dean	LB	Georgia
6	181	Kyron Johnson	LB	Kansas
6	198	Grant Calcaterra	TE	Southern Methodist

2021

Rd	No	Player	Pos	College
1	10	DeVonta Smith	WR	Alabama
2	37	Landon Dickerson	C	Alabama
3	73	Milton Williams	DT	Louisiana Tech
4	123	Zech McPhearson	CB	Texas Tech
5	150	Kenneth Gainwell	RB	Memphis
6a	189	Marlon Tuipulotu	DT	USC
6b	191	Tarron Jackson	DE	Coastal Carolina
6c	224	JaCoby Stevens	LB	LSU
7	234	Patrick Johnson	LB	Tulane

2020

Rd	No	Player	Pos	College
1	21	Jalen Reagor	WR	TCU
2	53	Jalen Hurts	QB	Oklahoma
3	103	Davion Taylor	LB	Colorado
4a	127	K'Von Wallace	S	Clemson
4b	145	Jack Driscoll	T	Auburn
5	168	John Hightower	WR	Boise State
6a	196	Shaun Bradley	LB	Temple
6b	200	Quez Watkins	WR	Southern Miss.
6c	210	Prince Tega Wanogho	T	Auburn
7	233	Casey Toohill	DE	Stanford

2019

Rd	No	Player	Pos	College
1	22	Andre Dillard	T	Washington St.
2a	53	Miles Sanders	RB	Penn St.
2b	57	J.J. Arcega-Whiteside	WR	Stanford
4	138	Shareef Miller	DE	Penn St.
5	167	Clayton Thorson	QB	Northwestern

2018

Rd	No	Player	Pos	College
2	49	Dallas Goedert	TE	South Dakota St.
4a	125	Avonte Maddox	CB	Pittsburgh
4b	130	Josh Sweat	DE	Florida St.
6	206	Matt Pryor	G/T	TCU
7	233	Jordan Mailata	T	---

2017

Rd	No	Player	Pos	College
1	14	Derek Barnett	DE	Tennessee
2	43	Sidney Jones	CB	Washington
3	99	Rasul Douglas	CB	West Virginia
4a	118	Mack Hollins	WR	North Carolina

4b	132	Donnel Pumphrey	RB	San Diego St.
5a	166	Shelton Gibson	WR	West Virginia
5b	184	Nathan Gerry	LB	Nebraska
6	214	Elijah Qualls	DT	Washington

2016

Rd	No	Player	Pos	College
1	2	Carson Wentz	QB	North Dakota St.
3	79	Isaac Seumalo	G	Oregon State
5a	153	Wendell Smallwood	RB	West Virginia
5b	164	Halapoulivaati Vaitai	T	TCU
6	196	Blake Countess	S	Auburn
7a	233	Jalen Mills	CB	LSU
7b	240	Alex McCalister	DE	Florida
7c	251	Joe Walker	LB	Oregon

2015

Rd	No	Player	Pos	College
1	20	Nelson Agholor	WR	USC
2	47	Eric Rowe	CB	Utah
3	84	Jordan Hicks	LB	Texas
6a	191	JaCorey Shepherd	CB	Kansas
6b	196	Randall Evans	CB	Kansas St.
7	237	Brian Mihalik	DE	Boston College

2014

Rd	No	Player	Pos	College
1	26	Marcus Smith	LB	Louisville
2	42	Jordan Matthews	WR	Vanderbilt
3	86	Josh Huff	WR	Oregon
4	101	Jaylen Watkins	DB	Florida
5a	141	Taylor Hart	DE	Oregon
5b	162	Ed Reynolds	S	Stanford
7	224	Beau Allen	DT	Wisconsin

2013

Rd	No	Player	Pos	College
1	4	Lane Johnson	T	Oklahoma
2	35	Zach Ertz	TE	Stanford
3	67	Bennie Logan	DT	LSU
4	98	Matt Barkley	QB	USC
5	136	Earl Wolff	S	North Carolina St.
7a	212	Joe Kruger	DE	Utah
7b	218	Jordan Poyer	CB	Oregon St.
7c	239	David King	DE	Oklahoma

2012

Rd	No	Player	Pos	College
1	12	Fletcher Cox	DT	Mississippi St.
2a	46	Mychal Kendricks	LB	California
2b	59	Vinny Curry	DE	Marshall
3	88	Nick Foles	QB	Arizona
4	123	Brandon Boykin	CB	Georgia
5	153	Dennis Kelly	T	Purdue
6a	194	Marvin McNutt	WR	Iowa
6b	200	Brandon Washington	G	Miami (FL)
7	229	Bryce Brown	RB	Kansas St.

2011

Rd	No	Player	Pos	College
1	23	Danny Watkins	G	Baylor
2	54	Jaiquawn Jarrett	S	Temple
3	90	Curtis Marsh	CB	Utah St.
4a	116	Casey Matthews	LB	Oregon
4b	120	Alex Henery	K	Nebraska



5a	149	Dion Lewis	RB	Pittsburgh
5b	161	Julian Vandervelde	G	Iowa
6a	191	Jason Kelce	C	Cincinnati
6b	193	Brian Rolle	LB	Ohio St.
7a	237	Greg Lloyd	LB	Connecticut
7b	240	Stanley Havili	RB	USC

2010

Rd	No	Player	Pos	College
1	13	Brandon Graham	DE	Michigan
2	37	Nate Allen	S	South Florida
3	86	Daniel Te'o-Nesheim	DE	Washington
4a	105	Trevar Lindley	CB	Kentucky
4b	121	Keenan Clayton	LB	Oklahoma
4c	122	Mike Kafka	QB	Northwestern
4d	125	Clay Harbor	TE	Missouri St.
5a	134	Ricky Sapp	DE	Clemson
5b	159	Riley Cooper	WR	Florida
6	200	Charles Scott	RB	LSU
7a	220	Jamar Chaney	LB	Mississippi St.
7b	243	Jeff Owens	DT	Georgia
7c	244	Kurt Coleman	S	Ohio St.

2009

Rd	No	Player	Pos	College
1	19	Jeremy Maclin	WR	Missouri
2	53	LeSean McCoy	RB	Pittsburgh
5a	153	Cornelius Ingram	TE	Florida
5b	157	Macho Harris	CB	Virginia Tech
5c	159	Fenuki Tupou	T	Oregon
6	194	Brandon Gibson	WR	Washington St.
7a	213	Paul Fanaika	G	Arizona St.
7b	230	Moise Fokou	LB	Maryland

2008

Rd	No	Player	Pos	College
2a	47	Trevor Laws	DT	Notre Dame
2b	49	DeSean Jackson	WR	California
3	80	Bryan Smith	DE	McNeese St.
4a	109	Mike McGlynn	G	Pittsburgh
4b	117	Quintin Demps	S	UTEP
4c	131	Jack Ikegwuonu	CB	Wisconsin
6a	184	Mike Gibson	G	California
6b	200	Joe Mays	LB	North Dakota St.
6c	203	Andy Studebaker	LB	Wheaton
7	230	King Dunlap	T	Auburn

2007

Rd	No	Player	Pos	College
2a	36	Kevin Kolb	QB	Houston
2b	57	Victor Abiamiri	DE	Notre Dame
3a	87	Stewart Bradley	LB	Nebraska
3b	90	Tony Hunt	RB	Penn St.
5a	159	C.J. Gaddis	S	Clemson
5b	162	Brent Celek	TE	Cincinnati
6	201	Rashad Barksdale	CB	Albany
7	236	Nate Ilaoa	RB	Hawaii

2006

Rd	No	Player	Pos	College
1	14	Brodrick Bunkley	DT	Florida St.
2	39	Winston Justice	T	USC
3	71	Chris Gocong	LB	Cal St. Poly
4a	99	Max Jean-Gilles	G	Georgia
4b	109	Jason Avant	WR	Michigan

5a	147	Jeremy Bloom	WR	Colorado
5b	168	Omar Gaither	LB	Tennessee
6	204	LaJuan Ramsey	DT	USC

2005

Rd	No	Player	Pos	College
1	31	Mike Patterson	DT	USC
2a	35	Reggie Brown	WR	Georgia
2b	63	Matt McCoy	LB	San Diego St.
3	77	Ryan Moats	RB	Louisiana Tech
4a	102	Sean Considine	S	Iowa
4b	126	Todd Herremans	T	Saginaw Valley St.
5a	146	Trent Cole	LB	Cincinnati
5b	172	Scott Young	G	BYU
6	211	Calvin Armstrong	T	Washington St.
7a	247	Keyonta Marshall	DT	Grand Valley St.
7b	252	David Bergeron	LB	Stanford

2004

Rd	No	Player	Pos	College
1	16	Shawn Andrews	T	Arkansas
3	89	Matt Ware	CB	UCLA
4a	129	J.R. Reed	S	South Florida
4b	131	Trey Darilek	G/T	UTEP
5	162	Thomas Tapeh	FB	Minnesota
6a	185	Andrew Hall	QB	Delaware
6b	192	Dexter Wynn	CB	Colorado St.
7a	227	Adrien Clarke	G	Ohio St.
7b	242	Bruce Perry	RB	Maryland
7c	243	Dominic Furio	C	UNLV

2003

Rd	No	Player	Pos	College
1	15	Jerome McDougale	DE	Miami (FL)
2	61	L.J. Smith	TE	Rutgers
3	95	Billy McMullen	WR	Virginia
4	131	Jamaal Green	DE	Miami (FL)
6	185	Jeremy Bridges	G/T	Southern Miss
7	244	Norman LeJeune	S	LSU

2002

Rd	No	Player	Pos	College
1	26	Lito Sheppard	CB	Florida
2a	58	Michael Lewis	S	Colorado
2b	59	Sheldon Brown	CB	South Carolina
3	91	Brian Westbrook	RB	Villanova
4	124	Scott Peters	C/G	Arizona St.
5	162	Freddie Milons	WR	Alabama
6	198	Tyreo Harrison	LB	Notre Dame
7	238	Raheem Brock	DE	Temple

2001

Rd	No	Player	Pos	College
1	25	Freddie Mitchell	WR	UCLA
2	55	Quinton Caver	LB	Arkansas
3	63	Derrick Burgess	DE	Ole Miss
4	121	Correll Buckhalter	RB	Nebraska
5a	147	Tony Stewart	TE	Penn St.
5b	155	A.J. Feeley	QB	Oregon

2000

Rd	No	Player	Pos	College
1	6	Corey Simon	DT	Florida St.
2a	36	Todd Pinkston	WR	Southern Miss
2b	61	Bobbie Williams	G	Arkansas





4	99	Gari Scott	WR	Michigan St.
6a	171	Thomas Hamner	RB	Minnesota
6b	178	John Frank	DE	Utah
6c	192	John Romero	C	California

**1999**

Rd	No	Player	Pos	College
1	2	Donovan McNabb	QB	Syracuse
2	35	Barry Gardner	LB	Northwestern
3	64	Doug Brzezinski	G	Boston College
4a	97	John Welbourn	T	California
4b	128	Damon Moore	DB	Ohio St.
4c	130	Na Brown	WR	North Carolina
6a	172	Cecil Martin	RB	Wisconsin
6b	201	Troy Smith	WR	East Carolina
7a	208	Jed Weaver	TE	Oregon
7b	251	Pernell Davis	DT	UAB

**1998**

Rd	No	Player	Pos	College
1	11	William Thomas	T	Florida St.
3a	72	Jeremiah Trotter	LB	Stephen F. Austin
3b	85	Allen Rossum	DB	Notre Dame
4a	112	Brandon Whiting	DT	California
4b	116	Clarence Love	DB	Toledo
5	142	Ike Reese	LB	Michigan St.
7a	220	Chris Akins	DT	Texas
7b	240	Melvin Thomas	G	Colorado

**1997**

Rd	No	Player	Pos	College
1	25	Jon Harris	DE	Virginia
2	57	James Darling	LB	Washington St.
3	71	Duce Staley	RB	South Carolina
4	119	Damien Robinson	DB	Iowa
5a	152	N.D. Kalu	DE	Rice
5b	155	Luther Broughton	TE	Furman
6a	190	Antwan Wyatt	WR	Bethune Cookman
6b	198	Edward Jasper	DT	Texas A&M
7a	207	Koy Detmer	QB	Colorado
7b	225	Byron Capers	DB	Florida St.
7c	227	Deauntae Brown	DB	Central St. (OH)

**1996**

Rd	No	Player	Pos	College
1	25	Jermane Mayberry	T	Tx. A&M Kingsville
2a	54	Jason Dunn	TE	Eastern Kentucky
2b	61	Brian Dawkins	DB	Clemson
3	85	Bobby Hoying	QB	Ohio St.
4	121	Ray Farmer	LB	Duke
5a	147	Whit Marshall	LB	Georgia
6a	194	Steve White	LB	Tennessee
6b	197	Tony Johnson	TE	Alabama
6c	199	Phillip Riley	WR	Florida St.

**1995**

Rd	No	Player	Pos	College
1	7	Mike Mamula	DE	Boston College
2a	50	Bobby Taylor	DB	Notre Dame
2b	58	Barrett Brooks	T	Kansas St.
3a	72	Greg Jefferson	DE	Central Florida
3b	78	Chris T. Jones	WR	Miami (FL)
4	119	Dave Barr	QB	California
6	208	Fred McCrary	RB	Mississippi St.
7a	210	Kevin Bouie	RB	Mississippi St.

7b	248	Howard Smothers	T	Bethune Cookman
----	-----	-----------------	---	-----------------

**1994**

Rd	No	Player	Pos	College
1	14	Bernard Williams	T	Georgia
2a	37	Bruce Walker	DT	UCLA
2b	42	Charlie Garner	RB	Tennessee
3a	77	Joe Panos	G	Wisconsin
3b	103	Eric Zomalt	DB	California
5	144	Marvin Goodwin	DB	UCLA
6a	174	Ryan McCoy	LB	Houston
6b	193	Mitch Berger	P	Colorado
7	206	Mark Montgomery	RB	Wisconsin

**1993**

Rd	No	Player	Pos	College
1a	19	Lester Holmes	T	Jackson St.
1b	24	Leonard Renfro	DT	Colorado
2	50	Victor Bailey	WR	Missouri
3a	75	Derrick Frazier	DB	Texas A&M
3b	77	Mike Reid	DB	North Carolina St.
6	163	Derrick Oden	LB	Alabama
7	190	Joey Mickey	TE	Oklahoma
8	217	Doug Skene	T	Michigan

**1992**

Rd	No	Player	Pos	College
2	48	Siran Stacy	RB	Alabama
3	75	Tommy Jeter	DT	Texas
4a	92	Tony Brooks	RB	Notre Dame
4b	102	Casey Weldon	QB	Florida St.
5	129	Corey Barlow	DB	Auburn
6	160	Jeff Snyder	WR	Hawaii
7	187	William Boatwright	G	Virginia Tech
8	214	Chuck Bullough	LB	Michigan St.
9	241	Ephesians Bartley	LB	Florida
10	272	Mark McMillian	DB	Alabama
11	299	Pumpy Tudors	P	UT Chattanooga
12	326	Brandon Houston	T	Oklahoma

**1991**

Rd	No	Player	Pos	College
1	8	Antone Davis	T	Tennessee
2	48	Jesse Campbell	DB	North Carolina St.
3	75	Rob Selby	T	Auburn
4	104	William Thomas	LB	Texas A&M
5	131	Craig Erickson	QB	Miami (FL)
6	156	Andy Harmon	DE	Kent St.
7	187	James Joseph	RB	Auburn
8	216	Scott Kowalkowski	LB	Notre Dame
9	242	Chuck Weatherspoon	RB	Houston
10	271	Eric Harmon	G	Clemson
11	298	Mike Flores	DE	Louisville
12	327	Darrell Beavers	DB	Morehead St.

**1990**

Rd	No	Player	Pos	College
1	22	Ben Smith	DB	Georgia
2	50	Mike Bellamy	WR	Illinois
3	77	Fred Barnett	WR	Arkansas St.
5	133	Calvin Williams	WR	Purdue
6	162	Kevin Thompson	DB	Oklahoma
7	189	Terry Strouf	T	UW La Crosse
8	217	Curt Dukes	T	Oregon
9	244	Cecil Gray	DT	North Carolina



10	273	Orlando Adams	DT	Jacksonville St.
11a	294	John Hudson	C	Auburn
11b	300	Tyrone Watson	WR	Tennessee St.
12	327	Judd Garrett	RB	Princeton

**1989**

Rd	No	Player	Pos	College
2	49	Jessie Small	LB	Eastern Kentucky
3a	76	Robert Drummond	RB	Syracuse
3b	81	Britt Hager	LB	Texas
6	162	Heath Sherman	RB	Texas A&I

**1988**

Rd	No	Player	Pos	College
1	13	Keith Jackson	TE	Oklahoma
2	30	Eric Allen	DB	Arizona St.
3	64	Matt Patchan	T	Miami (FL)
5	122	Eric Everett	DB	Texas Tech
6a	149	Don McPherson	QB	Syracuse
6b	160	Rob Sterling	DB	Miami (FL)
7	176	Todd White	WR	Cal St.-Fullerton
8	207	David Smith	RB	W. Kentucky
10	261	Joe Schuster	DT	Iowa
11	288	Izel Jenkins	DB	North Carolina St.
12	319	Steve Kaufusi	DE	BYU

**1987**

Rd	No	Player	Pos	College
1	9	Jerome Brown	DT	Miami (FL)
3	65	Ben Tamburello	C	Auburn
4	93	Byron Evans	LB	Arizona
5	121	David Alexander	G	Tulsa
6a	149	Ron Moten	LB	Florida
6b	158	Chris Pike2	DT	Tulsa
7	177	Brian Williams	T	Central Michigan
9	232	Ken Lambiotte	QB	William & Mary
10	260	Paul Carberry	DT	Oregon St.
12	316	Bobby Morse	RB	Michigan St

**1987 SUPPLEMENTAL DRAFT**

4		Cris Carter	WR	Ohio St.
---	--	-------------	----	----------

**1986**

Rd	No	Player	Pos	College
1	10	Keith Byars	RB	Ohio St.
2a	37	Anthony Toney	RB	Texas A&M
2b	48	Alonzo Johnson	LB	Florida
4	106	Matt Darwin	C	Texas A&M
5a	121	Ray Criswell	P	Florida
5b	128	Dan McMillen	DE	Colorado
6	149	Bob Landsee	C	Wisconsin
7a	169	Corn Reddick	WR	Cal St.-Fullerton
7b	176	Lee Byron	LB	Ohio St.
8	208	Seth Joyner	LB	UTEP
9	233	Clyde Simmons	DE	Western Carolina
10	261	Taivale Tautalatasi	RB	Washington St.
11	288	Steve Bogdalek	G	Michigan St.
12a	315	Reggie Singletary	DE	North Carolina St.
12b	325	Bob Howard	RB	Indiana

**1986 SUPPLEMENTAL DRAFT**

7		Charles Crawford	RB	Oklahoma St.
---	--	------------------	----	--------------

**1985**

Rd	No	Player	Pos	College
1	9	Kevin Allen	T	Indiana
2	37	Randall Cunningham	QB	UNLV

4	93	Greg Naron	G	North Carolina
5	121	Dwayne Jiles	LB	Texas Tech
6	156	Ken Reeves	T	Texas A&M
8	205	Tom Polley	LB	UNLV
9a	231	Dave Toub	C	UTEP
9b	233	Joe Drake	DT	Arizona
10	261	Mark Klesko	DB	William & Mary
11	289	Herman Hunter	RB	Tennessee St.
12	317	Todd Russell	DB	Boston College

**1984**

Rd	No	Player	Pos	College
1	4	Kenny Jackson	WR	Penn St.
3	60	Rusty Russell	T	South Carolina
4	88	Evan Cooper	DB	Michigan
5	116	Andre Hardy	RB	St. Mary's (CA)
6	145	Scott Raridon	T	Nebraska
7	172	Joe Hayes	RB	Central St. (OH)
8	200	Manny Matsakis	K	Capital
10	256	John Thomas	DB	TCU
11	284	John Robertson	T	East Carolina
12	312	Paul McFadden	K	Youngstown St.

**1984 SUPPLEMENTAL DRAFT**

1		Reggie White	DE	Tennessee
2		Daryl Goodlow	LB	Oklahoma
3		Thomas Carter	LB	San Diego St.

**1983**

Rd	No	Player	Pos	College
1	8	Michael Haddix	RB	Mississippi St.
2a	35	Wes Hopkins	DB	SMU
2b	46	Jody Schulz	LB	East Carolina
3	62	Glen Young	WR	Mississippi St.
4	89	Michael Williams	RB	Miss. College
5	120	Byron Darby	DT	USC
6	147	Victor Oatis	WR	N'Western St. (LA)
7a	174	Anthony Edgar	RB	Hawai'i
7b	182	Jon Schultheis	G	Princeton
8	201	Rich Kraynak	LB	Pittsburgh
9	232	Rich Pelzer	T	Rhode Island
10	258	Tom Strauthers	DE	Jackson St.
11	285	Steve Sebahar	C	Washington St.
12	312	David Mangrum	QB	Baylor

**1982**

Rd	No	Player	Pos	College
1	20	Mike Quick	WR	North Carolina St.
2	47	Lawrence Sampleton	TE	Texas
3	78	Vyto Kab	TE	Penn St.
4	105	Anthony Griggs	LB	Ohio St.
5	132	Dennis DeVaughn	DB	Bishop
6	159	Curt Grieve	WR	Yale
7	190	Harvey Armstrong	DT	SMU
8	217	Jim Fritzsche	T	Purdue
9	244	Tom Woodruff	WR	Fresno St.
11	301	Ron Ingram	WR	Oklahoma St.
12	328	Rob Taylor	T	Northwestern

**1981**

Rd	No	Player	Pos	College
1	27	Leonard Mitchell	DE	Houston
2	55	Dean Miraldi	G	Utah
3	82	Greg LaFleur	TE	LSU
4	110	Calvin Murray	RB	Ohio St.
7a	174	Alan Duncan	K	Tennessee



7b	192	Doak Field	LB	Baylor
9	247	Chuck Commiskey	C	Ole Miss
10	275	Hubie Oliver	RB	Arizona
11	303	Gail Davis	T	Virginia Union
12	331	Ray Ellis	DB	Ohio St

1980

Rd	No	Player	Pos	College
1	23	Roynell Young	DB	Alcorn St.
2	53	Perry Harrington	RB	Jackson St.
5	135	Nate Rivers	WR	South Carolina St.
6	161	Greg Murtha	T	Minnesota
7	188	Terrell Ward	DB	San Diego St
8	218	Mike Curcio	LB	Temple
9	245	Bob Harris	T	Bowling Green
11a	298	Lee Jukes	WR	North Carolina St.
11b	302	Thomas Brown	DE	Baylor
12	329	Howard Fields	DB	Baylor

1979

Rd	No	Player	Pos	College
1	21	Jerry Robinson	LB	UCLA
2	48	Pete Perot	G	N'Western St. (LA)
3	74	Tony Franklin	K	Texas A&M
4	94	Ben Cowlins	RB	Arkansas
5	126	Scott Fitzkee	WR	Penn St.
7a	178	Don Swafford	T	Florida
7b	185	Curtis Bunche	DE	Albany St.
8a	196	Chuck Correal	C	Penn St.
8b	211	Max Runager	P	South Carolina
11	296	Al Chesley	LB	Pittsburgh

1978

Rd	No	Player	Pos	College
3	66	Reggie Wilkes	LB	Georgia Tech
4	92	Dennis Harrison	DT	Vanderbilt
5	130	Norris Banks	RB	Kansas
7	186	Greg Marshall	DT	Oregon St.
9	230	Charlie Williams	DB	Jackson St.
11	288	Billy Campfield	RB	Kansas
12	315	Mark Slater	C	Minnesota

1977

Rd	No	Player	Pos	College
5	119	Skip Sharp	DB	Kansas
6a	145	Kevin Russell	DB	Tennessee St.
6b	154	Wilbert Montgomery	RB	Abilene Christian
6c	158	Martin Mitchell	DB	Tulane
7	175	Charlie Johnson	DT	Colorado
8	202	Cleveland Franklin	RB	Baylor
9	229	T.J. Humphreys	G	Arkansas St.
10	259	John Mastronardo	WR	Villanova
11a	283	Rocco Moore	T	Western Michigan
11b	286	Mike Cordova	QB	Stanford

1976

Rd	No	Player	Pos	College
4	111	Mike Smith	DE	Florida
5	135	Greg Johnson	DT	Florida St.
6	165	Kirk Johnson	T	Howard Payne
7	191	Carl Hairston	DE	UM Eastern Shore
8	216	Richard La Fargue	C	Arkansas
9a	247	Mike Hogan	RB	UT Chattanooga
9b	248	Richard Osbourne	TE	Texas A&M
10	273	Herb Lusk	RB	Long Beach St.

11	300	Mike Gilbert	DT	San Diego St.
13a	353	Terry Tautolo	LB	UCLA
13b	358	Steve Ebbecke	DB	Villanova
14	385	Melvin Shy	DB	Tennessee St.
15	412	Brett White	K	UCLA
16	439	Steve Campassi	RB	Kentucky
17	470	Anthony Terry	CB	UC Davis

1975

Rd	No	Player	Pos	College
7	167	Bill Capraun	T	Miami (FL)
8	198	Jeff Bleamer	T	Penn St.
10	248	Ken Schroy	DB	Maryland
11	273	Keith Rowen	G	Stanford
12	298	Richard Pawlewicz	RB	William & Mary
13	324	Tom Ehlers	LB	Kentucky
14	358	Larry O'Rourke	DT	Ohio St.

1974

Rd	No	Player	Pos	College
3	63	Mitch Sutton	DT	Kansas
4	89	Frank LeMaster	LB	Kentucky
5a	106	Jim Cagle	DT	Georgia
5b	115	Keith Krepfle	TE	Iowa St.
7	167	Willie Cullars	DE	Kansas St.
8	193	Robert Woods	LB	Howard Payne
9	219	Mark Sheridan	WR	Holy Cross
10	245	Phil Polak	RB	Bowling Green
11	271	Bill Brittain	C	Kansas St.
12	297	Artimus Parker	DB	USC
13	323	Lars Ditlev	DE	S. Dakota Tech
14	349	Dave Smith	LB	Oklahoma
15	375	Sid Bond	T	TCU
16	401	Jim Smith	LB	Monmouth
17	427	Cliff Brown	DB	Notre Dame

1973

Rd	No	Player	Pos	College
1a	3	Jerry Sisemore	T	Texas
1b	6	Charle Young	TE	USC
2	28	Guy Morriss	T	TCU
3	55	Randy Logan	TE	Michigan
6	132	Bob Picard	WR	E. Washington
7	159	William Wynn	DE	Tennessee St.
8	184	Dan Litner	DB	Indiana
9	211	John Nokes	LB	Northern Illinois
11	263	Gary Van Elst	DT	Michigan St.
12	288	Joe Lavender	DB	San Diego St.
13	315	Stan Davis	WR	Memphis St.
14	340	Ralph Sacra	T	Texas A&M
15	367	Ken Schlezes	DB	Notre Dame
16	391	Frank Dowsing	DB	Mississippi St.
17	419	Greg Oliver	RB	Trinity (TX)

1972

Rd	No	Player	Pos	College
1	14	John Reaves	QB	Florida
2	37	Dan Yockum	T	Syracuse
3a	68	Tom Luken	G	Purdue
3b	76	Bobby Majors	DB	Tennessee
4	92	Ronald "Po" James	RB	New Mexico St.
6	144	Vern Winfield	G	Minnesota
7	170	Will Foster	LB	Eastern Michigan
8	196	Larry Ratcliff	RB	Eastern Michigan
9	222	Pat Gibbs	DB	Lamar



10	248	John Bunting	LB	North Carolina
11	274	Dennis Sweeney	DE	Western Michigan
12	300	Don Zimmerman	WR	NE Louisiana
13	326	Preston Carpenter	LB	Ole Miss
14	352	Bill T. Overmeyer	LB	Ashland
15	378	Tom Sullivan	RB	Miami (FL)
16	404	Steve Bielenberg	LB	Oregon St.
17	430	Tom Nash	RB	Georgia

1971

Rd	No	Player	Pos	College
1	5	Richard Harris	DE	Grambling
2	50	Henry Allison	G	San Diego St.
4	83	Happy Feller	K	Texas
5	106	Tom Shellabarger	T	San Diego St.
6a	133	Jackie Smith	DB	Troy St.
6b	154	Wyck Neely	DB	Ole Miss
7	161	Harold Carmichael	WR	Southern
8	185	Leonard Gotshalk	T	Humboldt St.
9	211	Len Pettigrew	LB	Ashland
10	256	Tom Bailey	RB	Florida St.
11	264	Al Davis	RB	Tennessee St.
12	289	Rich Saathott	DT	Northern Arizona
13	317	Danny Lester	DB	Texas
14	342	Bob Creech	LB	TCU
15	367	Ed Fisher	T	Prairie View
16	395	Bruce James	LB	Arkansas
17	420	John Sage	LB	LSU

1970

Rd	No	Player	Pos	College
1	6	Steve Zabel	TE/LB	Oklahoma
2	34	Ray Jones	DB	Southern
3	59	Lee Bougness	RB	Louisville
7	158	Terry Brennan	T	Notre Dame
8	190	Ira Gordon	T	Kansas St.
9	215	David King	LB	Stephen F. Austin
10	240	Steve Jaggard	DB	Memphis St.
11	268	Billy Walik	DB/WR	Villanova
12	293	Robert Jones	DT	Grambling
13	318	Richard Stevens	T	Baylor
14	346	Mark Moseley	K	Stephen F. Austin
15	371	John Carlos	WR	San Jose St.
16	386	Tuufuli Upersa	T	Montana
17	424	Mike Sizelove	TE	Idaho

1969

Rd	No	Player	Pos	College
1	3	Leroy Keyes	RB	Purdue
2	28	Ernie Calloway	LB	Texas Southern
3	69	Bill Bradley	DB	Texas
4	80	Bob Kuechenberg	G	Notre Dame
5	107	Jim Anderson	G	Missouri
6	132	Dick Barnhorst	TE	Xavier
7	159	Mike Schmeising	RB	St. Olaf
8	184	Bill Hobbs	LB	Texas A&M
9a	211	Kent Lawrence	FL	Georgia
9b	218	Lynn Buss	LB	Wisconsin
10a	236	Sonny Wade	QB	Emory & Henry
10b	243	Donnie Shanklin	RB	Kansas
11	263	Jim Marcum	DB	Arlington St.
12	288	Gary Adams	DB	Arkansas
13	314	Wade Key	TE	SW Texas St.
14	340	Jim Ross	T	Bishop
15	367	Leon Angevine	WR	Penn St.

16	392	Tom McClinton	DB	Southern
17	419	Bob Haak	T	Linfield

1968

Rd	No	Player	Pos	College
1	14	Tim Rossovich	DE	USC
2	39	Cyril Pinder	RB	Illinois
3	68	Adrian Young	LB	USC
4	95	Len McNeil	G	Fresno St.
5a	122	Mike Dirks	T	Wyoming
5b	124	Mark Nordquist	G	Pacific
6a	150	Thurman Randle	T	UTEP
6b	157	Dave Martin	DB	Notre Dame
7	178	Joe Przybycki	G	Michigan St.
8	204	Al Lavan	DB	Colorado St.
9	232	Mike Evans	C	Boston College
10	258	John Mallory	DB	West Virginia
11	286	Len Persin	DE	Boston College
12	312	Thurston Taylor	TE	Florida St.
13	340	George Barron	T	Mississippi St.
14	366	Dan Williamson	LB	West Virginia
15	394	Joe Graham	G	Tennessee
16	420	Phil Creel	T	N'Western St. (LA)
17a	448	Joe Forzani	LB	Utah St.
17b	459	Frank Antonini	RB	Parsons

1967

Rd	No	Player	Pos	College
1	19	Harry Jones	HB	Arkansas
2	44	John Brooks	G	Kent St.
3	68	Harry Wilson	HB	Nebraska
4	99	Chuck Hughes	FL	UTEP
5a	114	Bob Van Pelt	C	Indiana
5b	125	Dick Absher	TE	Maryland
6	153	Bob Hughes	DE	Jackson St.
7a	174	John Williams	DB	San Diego St.
7b	178	Bob Crenshaw	G	New Mexico St.
8	203	Don Klacking	FB	Wyoming
9	231	Harold Stancell	DB	Tennessee
10	256	Maurice Bates	DE	Northern St.
11	281	Omar Parker	G	Washington
12	309	Ben Monroe	QB	New Mexico
13	334	Bill Downs	DT	Louisville
14	358	Dick Kenney	K	Michigan St.
15	387	David Piche	T	McNeese St.
16	412	Lynn Baker	DB	Colorado
17	437	George Catavolos	DB	Purdue

1966

Rd	No	Player	Pos	College
1	4	Randy Beisler	DE	Indiana
2	20	Gary Pettigrew	DE	Stanford
3	36	Ben Hawkins	WR	Arizona St.
4	52	Frank Emanuel	LB	Tennessee
5	68	Dan Berry	HB	California
6a	84	Bob Sherlag	DB	Memphis St.
6b	89	Mel Tom	LB	San Jose St.
7	99	Dave Lince	E	North Dakota
8	114	John Mason	E	Stanford
9	129	Jim Todd	HB	Ball St.
10	144	John Osmond	C	Tulsa
11	159	Welford Walton	DE	Nevada
12	174	Bruce Van Dyke	G	Missouri
13	189	Jim Bohl	HB	New Mexico St.
14	204	Ron Medved	DB	Washington





15	219	Harry Day	T	Memphis St.
16	234	Arunas Vasys	LB	Notre Dame
17	249	Ike Kelly	LB	Ohio St.
18	264	Bill Moorer	C	Georgia Tech
19	279	Taft Reed	DB	Jackson St.
20a	294	Bill Risio	T	Boston College
20b	298	Gerald Circo	K	Chico St.

13	172	Joe Iacone	B	West Chester
14	186	Nate Ramsey	B	Indiana
15	200	George Heard	E	New Mexico
16	214	Ron Goodwin	B	Baylor
17	228	Gordon Rush	B	Tulane
18	242	Rudy Mathews	T	TCU
19	256	Mike Wasdovich	G	Indiana
20	270	Ben Rizzo	B	Miami (FL)

1965

Rd	No	Player	Pos	College
2	20	Ray Rissmiller	T	Georgia
3	35	Al Nelson	HB	Cincinnati
4	48	Fred Hill	E	USC
5	63	John Henderson	E	Michigan
6a	76	John Huarte	QB	Notre Dame
6b	77	Gary Garrison	E	San Diego St.
7	91	Erwin Will	T	Dayton
8	104	Al Piraino	T	Wisconsin
9	119	Floyd Hudlow	B	Arizona
10	132	Rick Redman	C	Washington
11	147	Louis James	HB	Texas Western
12	161	John Kuznieski	HB	Purdue
13	175	John Fouse	E	Arizona
14	188	Tom Longo	B	Notre Dame
15	203	Otis Taylor	B	Prairie View
16	216	Jim Gray	B	Toledo
17	231	Dave Austin	E	Georgia Tech
18	244	Bill Marcordes	E	Bradley
19	259	Charley Englehart	T	John Carroll
20	272	Bob Shann	E	Boston College

1962

Rd	No	Player	Pos	College
2	27	Pete Case	T	Georgia
3	40	Pat Holmes	T	Texas Tech
4	55	Bill Byrne	G	Boston College
6a	77	Gus Gonzales	G	Tulane
6b	83	John McGeever	HB	Auburn
7a	86	Jim Perkins	T	Colorado
7b	96	Frank Budd	B	Villanova
8	111	Ralph Smith	E	Ole Miss
9	124	Bob Butler	T	Kentucky
10	139	Jim Skaggs	G	Washington
11	152	George Horne	T	BYU
12	167	Larry Thompson	C	Tulane
13	180	George McKinney	B	Arkansas
14	195	Jim Schwab	E	Penn St.
15	208	Mike Woulfe	G	Colorado
16	223	Jerry Mazzanti	T	Arkansas
17	236	Mike Martin	T	Washington St.
18	251	Tom Larscheid	B	Utah St.
19	264	Harold Erickson	G	Georgia Tech
20	279	Ronald Turner	E	Wichita St.

1964

Rd	No	Player	Pos	College
1	2	Bob Brown	T	Nebraska
2	16	Jack Concannon	QB	Boston College
4	46	Ray Kubala	C	Texas A&M
5	58	Mickey Babb	E/LB	Georgia
6	72	Al Denson	E	Florida A&M
7	86	Pete Coimarac	C	West Virginia
9	114	Larry Smith	B	Ole Miss
10	128	Tom Boris	B	Purdue
11	142	Bob Berry	QB	Oregon
12	156	John Sapinsky	T	William & Mary
13	170	Howard Kindig	C	Cal St. (LA)
14	184	Ernie Arizzi	B	Maryland
15	198	Bob Burrows	T	East Texas St.
16	212	Wilbert Radosevich	T	Wyoming
17	226	Mike Morgan	E	LSU
18	240	Israel Lang	B	Tennessee St.
19	254	Dick Bowe	T	Rice
20	268	Tommy Lucas	G	Ole Miss

1961

Rd	No	Player	Pos	College
1	14	Art Baker	FB	Syracuse
2	28	Bo Strange	C	LSU
3a	36	Jim Earl Wright	QB	Memphis St.
3b	42	Don Oakes	T	Virginia Tech
4	53	Dan Ficca	G	USC
6	84	Ben Balme	G	Yale
7	98	Irv Cross	B	Northwestern
8	112	Jim Beaver	G	Florida
9	126	Wayne Fontes	HB	Michigan St.
10	140	Luther Hayes	E	USC
11	154	L.E. Hicks	T	Florida
12	169	Billy Majors	B	Tennessee
13	182	Don Jonas	QB	Penn St.
14	196	Willie Fleming	HB	Iowa
15	210	Bobby Richards	T	LSU
16	224	G.W. Clapp	G	Auburn
17	238	Larry Lavery	T	Illinois
18	252	Nick Maravich	T	North Carolina St.
19	266	Dick Wilson	C	Penn St.
20	280	Jacque MacKinnon	B	Colgate

1963

Rd	No	Player	Pos	College
1	4	Ed Budde	T	Michigan St.
2	18	Ray Mansfield	T	Washington
3a	32	Dave Crossan	G	Maryland
3b	40	Louis Guy	B	Ole Miss
7	88	Lee Roy Caffey	LB	Texas A&M
8a	102	Tom Woodeshick	B	West Virginia
8b	106	Gene Sykes	B	LSU
9	116	Dennis Ward	T	Oklahoma
10	130	Pete Liske	B	Penn St.
11	144	Ralph Heck	LB	Colorado
12	158	Roger Gill	B	Texas Tech

1960

Rd	No	Player	Pos	College
1	9	Ron Burton	HB	Northwestern
2	20	Maxie Baughan	C	Georgia Tech
3	31	Curt Merz	E	Iowa
4a	40	Ted Dean	B	Wichita St.
4b	45	Jack Cummings	QB	North Carolina
5	56	Don Norton	E	Iowa
6	67	Emmett Wilson	T	Georgia Tech
7	81	John Wilkins	T	USC



8	92	Monte Lee	E	Texas
12	139	Dave Grosz	QB	Oregon
13	153	Dave Graham	E	Virginia
14	164	Ray Peterson	B	West Virginia
15	175	John Wilcox	T	Oregon
16	189	Larry Lancaster	T	Georgia
17	200	Mike Graney	E	Notre Dame
18	211	Emory Turner	G	Purdue
19	225	Bob Hain	T	Iowa
20	236	Ramon Armstrong	G	TCU

**1959**

Rd	No	Player	Pos	College
2	15	J.D. Smith	T	Rice
3	26	Wray Carlton	B	Duke
4	39	Jim Grazione	QB	Villanova
5	51	Nick Mumley	T	Purdue
6	62	Al Benecick	G	Syracuse
8	86	Wilmer Fowler	B	Northwestern
9	99	Gene Johnson	B	Cincinnati
10	110	Rollie West	B	Villanova
11	123	Art Powell	E	San Jose St.
12	134	Howard Keys	T	Oklahoma St.
13	147	Dick Stillwagon	B	Purdue
14	158	Jack Smith	T	Clemson
15	171	Jim Poteete	C	Mississippi St.
16	182	Ken Paduch	T	Auburn
17	195	Bill Craig	T	Villanova
18	206	Jim Benson	B	Georgia Tech
19	219	Alan Miller	B	Boston College
20	230	Jim Payne	G	Clemson
21	243	Bob Salerno	T	Colorado
22	254	Jim Bowie	T	Kentucky
23	267	Dick Williams	E	Southern
24	278	Gerry Benn	T	Oklahoma St.
25	291	Dick Jamieson	QB	Bradley
26	302	Jim Burks	T	Virginia Tech
27	315	Lowell Jenkins	T	Wisconsin
28	326	Leo Sexton	E	Auburn
29	339	John Stolte	T	Kansas St.
30	350	Angelo Mosca	T	Notre Dame

**1958**

Rd	No	Player	Pos	College
1	6	Walt Kowalczyk	B	Michigan St.
2	17	Proverb Jacobs	T	California
4	43	Frank Rigney	T	Iowa
5	52	Bobby Mulgado	B	Arizona St.
6	64	John Kersey	T	Duke
7	76	Len Mansfield	T	Pittsburg St.
8	88	Bill Striegel	LB	Pacific
10	112	Theron Sapp	B	Georgia
11	124	Mel Dillard	B	Purdue
12	136	Jack Crabtree	B	Oregon
13	148	Mickey Trimarki	QB	West Virginia
14	160	Bill Lapham	C	Iowa
15	172	Stan Hinos	T	Miss. Valley St.
16	184	Mike Meatheringham	T	Georgia
17	196	Bill Van Buren	C	Iowa
18	208	John Burroughs	T	Iowa
19	220	Ron Sabal	G	Purdue
20	232	Kent Lovelace	B	Ole Miss
21	244	John Madden	D	Cal Poly SLO
22	256	George Sherwood	E	St. Joseph's (IN)
23	268	Bill Templeton	E	Ole Miss

24	280	Jim Padgett	C	Clemson
25	292	Hal Divine	T	Memphis St.
26	304	Neal MacLean	B	Wake Forest
27	316	Hindman Wall	E	Auburn
28	328	Gene Gossage	T	Northwestern
29	340	Don McDonald	B	Houston
30	351	Jim Thompson	E	Temple

**1957**

Rd	No	Player	Pos	College
1	7	Clarence Peaks	B	Michigan St.
2	19	Bill Barnes	B	Wake Forest
3	31	Tommy McDonald	B	Oklahoma
4	43	Sonny Jurgensen	QB	Duke
5	50	Jim Harris	QB	Oklahoma
7	74	Tom Saidock	T	Michigan St.
8	86	Hal McElhane	B	Duke
9	98	Hal Davis	B	Westminster
10	110	Don Bruhns	C	Drake
11	122	Gil Shoaf	T	Wabash
12	134	Buddy Dike	B	TCU
13	146	Hubert Bobo	B	Ohio St.
14	158	Jerry Cashman	T	Syracuse
15	170	Morton Moriarty	E	Texas
16	182	John Nocera	B	Iowa
17	194	Dan Radakovich	C	Penn St.
18	206	Billy Kelley	T	Baylor
19	218	Paul Harasimowicz	T	Vermont
20	230	LeRoy Thompson	B	Butler
21	242	Charley Brooks	E	Michigan
22	254	John Simerson	T	Purdue
23	266	Lou Lovely	G	Boston U
24	278	Dennis McGill	B	Yale
25	290	Bob Ratliff	B	West Texas St.
26	302	Alvin Richardson	T	Grambling
27	314	Frank Hall	B	USC
28	326	Clem Corona	G	Michigan
29	338	John Niznik	E	Wake Forest
30	350	Larry Hubbard	E	Marquette

**1956**

Rd	No	Player	Pos	College
1	4	Bob Pellegrini	C	Maryland
2	16	Frank D'Agostino	T	Auburn
3	28	Don Schaefer	B	Notre Dame
5	54	Fred Thurston	G	Valparaiso
6	65	Tirrel Burton	B	Miami (OH)
7	78	John Waedekin	T	Hardin-Simmons
8	89	Elroy Payne	B	McMurry
9	102	John Bredice	E	Boston U
10	113	Tom Dimmick	C	Houston
11	126	Ken Keller	B	North Carolina
12	137	Tommy Harkins	E	Vanderbilt
13	150	James Sides	B	Texas Tech
14	161	Frank Relch	C	Penn St.
15	174	Don Brant	B	Montana
16	185	Billy Hix	T	Middle Tenn. St.
17	198	Joe Mastrogiovanni	B	Wyoming
18	209	Nick Consoles	QB	Wake Forest
19	222	Delano Womack	B	Texas
20	233	Darrell Glover	T	UM Eastern Shore
21	246	Jack Adams	T	San Jose St.
22	257	Joe Miller	B	Cincinnati
23	270	Chet Spencer	E	Oklahoma St.
24	281	John Parham	B	Wake Forest



25	294	Johnny Grogan	T	Dayton
26	305	Earl Lunsford	B	Oklahoma St.
27	318	Al Ellett	T	Alabama
28	329	Bill Strawn	LB	W. Kentucky
29	342	Bob Hughes	B	Southern Miss
30	352	Joe Ulm	B	San Jose St.

26	309	Charley Smith	B	Baylor
27	321	Ben Addiego	B	Villanova
28	333	John Gerdes	T	Cornell
29	345	Jack Stone	B	West Virginia
30	357	Tommy Woodlee	B	South Carolina

1955				
Rd	No	Player	Pos	College
1	9	Dick Bielski	B	Maryland
2	22	Buck Lansford	T	Texas
3	33	Frank Eidom	B	SMU
4	46	Dean Dugger	E	Ohio St.
5	57	Gene Lamone	G	West Virginia
6	70	Billy Quinn	B	Texas
7	81	Bill McKenna	E	Brandeis
8	94	Herman Watson	T	Vanderbilt
9	105	Von Morgan	E	Abilene Christian
10	118	Talmadge Washington	B	Washington St.
11	129	Bob Hardy	B	Kentucky
12	142	Andy Nacrelli	E	Fordham
13	153	Jerry Krisher	C	Ohio St.
14	166	Tommy Bell	B	Army
15	177	Don Broughter	C	Maryland
16	190	Clyde White	G	Clemson
17	201	Nick Maravic	B	Wake Forest
18	214	Duanne Nutt	B	SMU
19	225	Terry Fails	E	Vanderbilt
20	238	Jimmy Wade	B	Tennessee
21	249	John Anderson	E	Kansas
22	262	Ernie Lewis	G	Arizona
23	273	Cecil Ingram	B	Alabama
24	286	Vic Postula	B	Michigan St.
25	297	Frank Pavich	G	USC
26	310	George Palahunik	G	Maryland
27	321	Bob Gringass	B	Wisconsin
28	334	Wingo Avery	C	Clemson
29	345	Ron Lloyd	T	Bucknell
30	357	Dave Finney	B	TCU

1953				
Rd	No	Player	Pos	College
2	20	Al Conway	B	William Jewell
3	34	Don Johnson	B	California
4	45	George Mrkonic	G	Kansas
5a	56	Eddie Bell	E	Penn
5b	61	Rex Smith	E	Illinois
7a	76	Jack Erickson	T	Beloit
7b	81	Ray Malavasi	G	Mississippi St.
8	92	Jess Richardson	T	Alabama
9	106	Roger French	E	Minnesota
10	117	Tom Brookshier	B	Colorado
11	128	Bob Pollard	B	Penn St.
12	142	George Porter	T	San Jose St.
13	153	Ray Westort	G	Utah
14	164	Ron Bailey	B	Tulane
15	178	Willie Irvin	E	Florida A&M
16	189	Bud Wallace	B	North Carolina
17	200	Tony Rados	B	Penn St.
18	214	Marv Trauth	B	Ole Miss
19	225	Pete Bachouros	B	Illinois
20	236	Rollie Arns	C	Iowa St.
21	250	Hal Brooks	T	Washington & Lee
22	261	Laurie LeClaire	B	Michigan
23	272	Jeff Knox	E	Georgia Tech
24	286	Eli Romero	B	Wichita St.
25	297	John Michels	G	Tennessee
26	308	Harvey Achziger	T	Colorado St.
27	322	Earl Hersh	B	West Chester
28	333	Joe Gratson	B	Penn St.
29	344	Ralph Paolone	B	Kentucky
30	357	Chuck Hren	B	Northwestern

1954				
Rd	No	Player	Pos	College
1	9	Neil Worden	B	Notre Dame
2	21	Rocky Ryan	E	Illinois
3	33	Ted Conner	T	Nebraska
4	45	Menil Mavraides	G	Notre Dame
6	69	Hal Lambert	T	TCU
7	81	Jerry Norton	B	SMU
8	93	Dan Hunter	T	Florida
9	105	Phil Branch	G	Texas
11	129	Dave McLaughlin	E	Dartmouth
12	141	Dick Clasby	B	Harvard
13	153	Joe Mehalick	T	Virginia
14	165	Hal Patterson	B	Kansas
15	177	Ray McKown	B	TCU
16	189	Charlie Grant	C	Utah
17	201	Bob Knowles	T	Baylor
18	213	Sam Mrvos	G	Georgia
19	225	Jerry Clem	G	SMU
20	237	Tommy Bailes	B	Houston
21	249	Johnny Crouch	E	TCU
22	261	Jim Wojciehowski	E	Purdue
23	273	Harold Lofton	B	Ole Miss
24	285	Nate Gressette	T	Clemson
25	297	Ray Zambiasi	B	Detroit

1952				
Rd	No	Player	Pos	College
1	5	Johnny Bright	B	Drake
2	17	Jim Weatherall	T	Oklahoma
3	29	Lum Snyder	T	Georgia Tech
4	41	Chuck Ulrich	T	Illinois
6	65	Dick Lemmon	B	California
7	77	John Thomas	E	Oregon St.
8	89	Wayne Robinson	C	Minnesota
9	101	Maurice Nipp	G	Loyola (CA)
10	113	Gerry McGinley	G	Penn
11	125	Ralph Goldston	B	Youngstown St.
12	137	Jack Blount	T	Mississippi St.
13	149	Ed Hamilton	B	Kentucky
14	161	Bob Stringer	B	Tulsa
15	173	Malcolm Schmidt	E	Iowa St.
16	185	Jim Brewer	G	North Texas St.
17	197	John Weigle	E	Oklahoma St.
18	209	Ed Romanowski	B	Scranton
19	221	Talbott Trammell	E	Washington & Lee
20	233	Bobby Blaik	B	Colorado College
21	245	Les Wheeler	G	Abilene Christian
22	257	Johnny Turco	B	Holy Cross
23	269	Maury Schnell	B	Iowa St.
24	281	Joe Tyrrell	G	Temple
25	293	Bob Kelley	C	West Texas St.



26	305	Bob Albert	B	Bucknell
27	317	Chuck Hill	B	New Mexico
28	329	John Brewer	B	Louisville
29	341	Tony Morocco	B	Georgia
30	353	Don Stevens	B	Illinois

26	339	Rod Franz	G	California
27	352	Bill Martin	B	USC
28	365	Don Burson	B	Northwestern
29	378	Wes Curtier	T	Richmond
30	291	Dud Parker	B	Baylor

1951

Rd	No	Player	Pos	College
1a	7	Ebert Van Buren	B	LSU
1b	8	Chet Mutryn	B	Xavier
3	32	Al Bruno	E	Kentucky
4	43	Fran Nagle	B	Nebraska
5	57	Jack Dwyer	B	Loyola (CA)
6	68	Ken Farragut	C	Ole Miss
7	79	Frank Boydston	B	Baylor
8	93	Jack Richards	E	Arkansas
9	104	Denny Doyle	G	Tulane
10	116	Louis Schaufele	B	Arkansas
11	130	Bob Pope	T	Kentucky
12	141	Henry Rich	B	Arizona St.
13	152	Pete Mastellone	C	Miami (FL)
14	166	Robert Walston	E	Georgia
15	177	Bobby North	B	Georgia Tech
16	188	Hal Hatfield	E	USC
17	202	Hal Waggoner	B	Tulane
18	213	Bill Weeks	B	Iowa St.
19	224	Jack Bove	T	West Virginia
20	238	John Glorioso	B	Missouri
21	249	Neal Franklin	T	SMU
22	260	Jack Rucker	B	Mississippi St.
23	274	Jack Bighead	E	Pepperdine
24	285	Tony Kotowski	E	Mississippi St.
25	296	Glenn Drahn	B	Iowa
26	310	Billy Stewart	B	Mississippi St.
27	321	Bob Winship	T	Rice
28	332	Marv Stendel	E	Arkansas
29	346	Roscoe Hansen	T	North Carolina
30	357	John Ford	QB	Hardin-Simmons

1950

Rd	No	Player	Pos	College
1	14	Harry Grant	E	Minnesota
3	40	Bob Sanders	B	Oregon
4	53	Bob McChesney	E	Hardin-Simmons
5	66	Mike Kaysserian	B	Detroit
6	79	Lloyd McDermott	T	Kentucky
7	92	Mel Olix	B	Miami (OH)
8	105	Dick O'Hanlon	T	Ohio St.
9	118	Bobby Wilson	B	Ole Miss
10	131	Ernie Johnson	B	UCLA
11	144	Bobby Lantrip	B	Rice
12	157	Frank Mahoney	E	Brown
13	170	Norman Willey	B	Marshall
14	183	Billy Hix	E	Arkansas
15	196	Herb Carey	B	Dartmouth
16	209	Jim Marck	T	Xavier
17	222	Jerry Taylor	C	Mississippi St.
18	235	Ed Tunnicliff	B	Northwestern
19	248	Darrell Robinson	E	Oregon
20	261	Merv Pregulman	G	Michigan
21	274	Marv Cross	B	Washington St.
22	287	Jim Hague	E	Ohio St.
23	300	Al Lesko	T	St. Bonaventure
24	313	Tom DeSylvia	G	Oregon St.
25	326	Jim Eagles	C	North Texas St.

1949

Rd	No	Player	Pos	College
1a	1	Chuck Bednarik	C	Penn
1b	9	Frank Tripucka	QB	Notre Dame
2	19	Frank Burns	B	Rutgers
3	29	Frank Ziegler	B	Georgia Tech
4	41	Don Panciera	B	San Francisco
5	51	Terry Brennan	B	Notre Dame
6	58	Warren Huey	E	Michigan St.
7	71	Frank Gillespie	G	Clemson
8	81	Bob Dean	B	Cornell
9	91	Jonathan Jenkins	T	Dartmouth
10	101	Roy Lester	E	West Virginia
11	111	Bobby Wilson	B	Ole Miss
12	121	Dale Armstrong	E	Dartmouth
13	131	Lyle Button	T	Illinois
14	141	Bobby Lund	B	Tennessee
15	151	Carl Copp	T	Vanderbilt
16	161	Frank Reno	E	West Virginia
17	171	Leo Skladany	E	Pittsburgh
18	181	Russ Strait	B	Muhlenberg
19	191	Paul Odom	G	Rollins
20	201	Lloyd Brinkman	B	Missouri
21	211	Lou Futrell	B	USC
22	221	Harvey Kingry	B	Colorado Mines
23	231	Hank Kalver	T	Oklahoma City
24	241	Fred Leon	T	Nevada
25	251	John Schweder	G	Penn

1948

Rd	No	Player	Pos	College
1	8	Clyde Scott	B	Arkansas
3	22	Paul Campbell	QB	Texas
5	33	Jack Myers	B	UCLA
6	42	Howard Duncan	C	Ohio St.
7	54	Buddy Tinsley	T	Baylor
8	63	Marty Wendell	G	Notre Dame
9	72	Scott Beasley	E	Nevada
10	84	Ray Richeson	G	Alabama
11	93	Gil Johnson	QB	SMU
12	102	Bill Wyman	T	Rice
13	114	Jim Waitthall	B	West Virginia
14	123	Dick Kempthorn	B	Michigan
15	132	Dick Rifenburg	E	Michigan
16	144	Don Stanton	T	Oregon
17	153	Ralph Kohl	T	Michigan
18	162	Aubrey Fowler	B	Arkansas
19	174	Rudy Krall	B	New Mexico
20	182	Ed Claunch	C	LSU
21	192	Negley Norton	T	Penn St.
22	204	Lockwood Frizzell	C	Virginia
23	213	Jack Swamer	B	California
24	222	Art Littleton	E	Penn
25	234	Jim Permer	B	Oklahoma St.
26	243	Lou Creekmur	T	William & Mary
27	252	Bill Stanton	E	North Carolina St.
28	264	Benny Ellender	B	Tulane
29	273	Red Grossman	B	Indiana
30	282	A.B. Kitchens	T	Tulsa





31	292	Art Statuto	C	Notre Dame
32	298	Tom Novak	C	Nebraska

31	292	John Itzel	B	Pittsburgh
32	298	Larry Kirkman	B	Boston

1947

Rd	No	Player	Pos	College
1	8	Neill Armstrong	E	Oklahoma St.
3	19	Bill Mackrides	B	Nevada
5	30	George Savitsky	T	Penn
7	51	Tony Yovicsin	E	Miami (FL)
8	61	Alf Satterfield	T	Vanderbilt
9	71	Bob Leonetti	G	Wake Forest
10	80	Ulysses Cornogg	T	Wake Forest
11	91	Alex Sarkisian	C	Northwestern
12	102	Jerry D'Arcy	C	Tulsa
13	110	John Hamberger	T	SMU
14	121	Alvin Johnson	B	Hardin-Simmons
15	132	Joe Cook	B	Hardin-Simmons
16	140	Jeff Durkota	B	Penn St.
17	152	Hubert Shurtz	T	LSU
18	161	Hal Bell	B	Muhlenberg
19	170	Thomas Campion	T	SE Louisiana
20	182	Fred Hall	G	LSU
21	191	Jim Clayton	T	Wyoming
22	200	George Blomquist	E	North Carolina St.
23	212	Joe Haynes	G	Tulsa
24	221	Stanton Hense	E	Xavier
25	230	Johnny Kelly	B	Rice
26	242	H.J. Roberts	G	Rice
27	251	Phil Cutchin	B	Kentucky
28	261	Charley Wakefield	G	Stanford
29	272	Dick Lagenbeck	G	Cincinnati
30	281	Bernie Winkler	G	Texas Tech
31	288	Bill Stephens	G	Baylor
32	298	Mike Kalash	E	UW La Crosse

1945

Rd	No	Player	Pos	College
1	9	John Yonaker	E	Notre Dame
3	25	Alvin Dark	B	LSU
5	41	Pete Pihos	E	Indiana
6	52	Chuck Dellago	G	Minnesota
7	63	Gonzalo Morales	B	St. Mary's (CA)
8	74	Sam Robinson	B	Washington
9	85	Forrest Hall	B	San Francisco
10	96	Joe Sadonis	T	Fordham
11	107	Rudy Mobley	B	Hardin-Simmons
12	118	Jim Newmeyer	T	St. Vincent's
13	129	Bill Chambers	T	UCLA
14	140	John Duda	B	Virginia
15	151	Bill Montgomery	B	LSU
16	162	Howard Werner	E	Syracuse
17	173	Jim Austin	B	Missouri
18	184	Quentin Klenk	T	USC
19	195	Joe Spencer	T	Oklahoma St.
20	206	Leo Pratt	T	Oklahoma St.
21	217	Phil Teschner	T	Brown
22	228	John Magee	G	Rice
23	239	Norm Mosley	B	Alabama
24	250	Blair Brown	G	Oklahoma St.
25	261	Bob Hall	E	Stanford
26	272	Don Talcott	T	Nevada
27	283	Bill Thompson	T	New Mexico
28	294	Al Fleming	C	Wichita St.
29	305	Leo Benjamin	C	West Virginia
30	316	Jim Dougherty	B	Miami (OH)
31	322	Ken Reese	B	Alabama
32	328	Loren Braner	C	Pittsburgh

1946

Rd	No	Player	Pos	College
1	7	Leo Riggs	B	USC
3	23	Gordon Gray	E	USC
5	37	Walt Slater	B	Tennessee
6	48	Felto Prewitt	C	Tulsa
7	57	George Robotham	E	UCLA
8	68	Jim Lecture	G	Northwestern
9	77	Ernie Lewis	B	Colorado
10	88	Al Vandeweghe	E	William & Mary
11	97	Bill Iancelli	E	Franklin & Marshall
12	108	Pat McHugh	B	Georgia Tech
13	117	John Wingender	B	Washington
14	128	Homer Paine	T	Tulsa
15	137	John Kerns	T	Ohio
16	148	Buddy Hubbard	B	William & Mary
17	157	Allen Smith	B	Tulsa
18	168	Bernie Millham	E	Fordham
19	177	Lawrence Mauss	C	Utah
20	188	Dave Butcher	B	William & Mary
21	197	Don Fabling	B	Colorado
22	208	George Feldman	B	Tufts
23	217	Ed Cameron	G	Miami (OH)
24	228	Charley Steed	B	Ark. Monticello
25	237	Ed Grygiel	B	Dartmouth
26	248	Ben Raimondi	B	Indiana
27	257	Sam Bailey	E	Georgia
28	268	Bob Long	B	Tennessee
29	277	Bill Fisher	T	Harvard
30	288	George Slusser	B	Ohio St.

1944

Rd	No	Player	Pos	College
1	5	Steve Van Buren	B	LSU
3	20	Loren LaPrade	G	Stanford
5	36	Joe Parker	E	Texas
6	52	Hillary Horne	T	Mississippi St.
7	58	Vic Kulbitski	B	Minnesota
8	74	George Phillips	B	UCLA
9	80	Paul Sarringhaus	B	Ohio St.
10	96	John Perko	G	Minnesota
11	102	Elliott Ormsbe	B	Bradley
12	118	Earle Parsons	B	USC
13	124	Bob Hanzlik	E	Wisconsin
14	140	Jim Talley	C	LSU
15	146	Dom Fusci	T	South Carolina
16	162	John Green	E	Tulsa
17	168	Jackie Freeman	B	William & Mary
18	184	Joe Kane	B	Penn
19	190	Tony Schiro	G	Santa Clara
20	206	Norm Michael	B	Syracuse
21	212	Eddie Kulakowski	T	West Virginia
22	228	Al Postus	B	Villanova
23	234	Milton Smith	E	UCLA
24	250	Earl Klapstein	T	Pacific
25	256	Bob Frisbee	B	Stanford
26	272	Edmund Eiden	B	Scranton
27	278	Barney Burdick	E	Creighton
28	294	Nick Daukas	T	Dartmouth
29	300	Pasquale Darone	G	Boston College



30	316	Bill Clark	T	Colorado College
31	322	Pete Pasko	E	East Stroudsburg
32	328	Myron Majewski	T	American Int.

1943

Rd	No	Player	Pos	College
1	2	Joe Muha	B	VMI
2	12	Lamar David	B	Georgia
3	17	Roy Gafford	B	Auburn
4	27	Bob Kennedy	B	Washington St.
5	32	Al Wistert	T	Michigan
6	42	Bruno Banducci	G	Stanford
7	52	Walt Harrison	C	Washington
8	62	Bruce Alford	E	TCU
9	72	Rocco Canale	G	Boston College
10	82	Bill Conoly	T	Texas
11	92	John Billman	G	Minnesota
12	102	Jack Donaldson	T	Penn
13	112	Bill Erickson	C	Georgetown
14	122	George Weeks	E	Alabama
15	132	Russ Craft	B	Alabama
16	142	Paul Darling	B	Iowa St.
17	152	Walt Gorinski	B	LSU
18	162	Bob Friedman	T	Washington
19	172	Johnny Bezemes	B	Holy Cross
20	182	Chet Mutryn	B	Xavier
21	192	Baptiste Manzini	C	St. Vincent's
22	202	Bernie Gillespie	E	Scranton
23	212	Jay Lawhon	T	Arkansas
24	222	Vince Zachem	C	Morehead St.
25	232	Joe Schwarting	E	Texas
26	242	Bob Neff	T	Notre Dame
27	252	Art Macioszczyk	B	Western Michigan
28	262	Jim Arata	T	Xavier
29	272	Wally Scott	E	Texas
30	282	Stan Jaworowski	T	Georgetown

1942

Rd	No	Player	Pos	College
1	3	Pete Kmetovic	B	Stanford
2	13	Vic Lindskog	C	Stanford
3	18	Ted Williams	B	Boston College
4	28	Gordon Paschka	G	Minnesota
5	33	Ernie Blandin	T	Tulane
6	43	Earl Younglove	E	Washington
7	53	Billy Sewell	B	Washington St.
8	63	Bill Halverson	G	Oregon St.
9	73	Ray Graves	C	Tennessee
10	83	John Stackpool	B	Washington
11	93	Noble Doss	B	Texas
12	103	Fred Meyer	E	Stanford
13	113	Bob Brenton	T	Missouri
14	123	John Wyhonic	B	Alabama
15	133	O'Dell Griffin	G	Baylor
16	143	Bill Smaltz	B	Penn St.
17	153	Arnie Meiners	E	Stanford
18	163	Bill Braun	T	Santa Clara
19	173	Charley Dvoracek	B	Texas Tech
20	183	Marv Tommervik	B	Pacific Lutheran

1941

Rd	No	Player	Pos	College
2	11	Art Jones	B	Richmond
3	16	Marion Pugh	B	Texas A&M
4	26	Al Ghesquiere	B	Detroit

5	31	Royal Kahler	T	Nebraska
6	41	Howard Hickey	E	Arkansas
7	51	Julius Battista	G	Florida
9	71	P.K. Rogers	B	East Texas St.
10	81	Don Williams	T	Texas
11	91	Marshall Stenstrom	B	Oregon
12	101	John Patrick	B	Penn St.
13	111	Joe Hoague	B	Colgate
14	121	Les Dodson	B	Ole Miss
15	131	Alex Lukachick	E	Boston College
16	141	Bill Conatser	B	Texas A&M
17	151	John Yauckoes	T	Boston College
18	161	Joe McFadden	B	Georgetown
19	171	John Shonk	E	West Virginia
20	181	L.B. Russell	B	Hardin-Simmons
21	201	Charley Henke	G	Texas A&M
22	203	Mike Fernella	T	Akron

1940

Rd	No	Player	Pos	College
1	2	Wesley McAfee	B	Duke
2	13	Johnny Schiechl	C	Santa Clara
3	17	Dick Favor	B	Oklahoma
4	28	Eberle Schultz	G	Oregon St.
5	32	Franklin Emmons	B	Oregon
6	43	Saul Singer	T	Arkansas
7	52	Harold Pegg	C	Bucknell
8	63	Don Looney	E	TCU
9	72	Don Jones	B	Washington
10	83	Frank Maher	B	Toledo
11	92	Elmer Hackney	B	Kansas St.
12	103	Durward Hoerner	E	TCU
13	112	Ted Hennis	B	Purdue
14	123	Bill Bunsen	B	Kansas
15	132	Don Crumbaker	E	Kansas St.
16	143	J.R. Green	T	Rice
17	152	Jim Molnar	B	Bradley
18	163	Ernie Schwartz	G	Boston College
19	172	Bill Schneller	B	Ole Miss
20	183	Bill Debord	T	Kansas St.

1939

Rd	No	Player	Pos	College
1	4	Davey O'Brien	B	TCU
2	14	Charlie Newton	B	Washington
3	19	Joe Mihal	T	Purdue
4	29	Bill Dewell	E	SMU
5	34	Zed Costen	G	Texas A&M
6	44	Jake Schuehle	B	Rice
7	54	Tony Ippolito	B	Purdue
8	64	George Somers	T	LaSalle
9	74	Rankin Britt	E	Texas A&M
10	84	Bill McKeever	T	Cornell
11	94	Paul Humphrey	C	Purdue
12	104	Jack Kraynick	B	North Carolina
13	114	Thomas White	T	TCU
14	124	Joe Aleskus	T	Ohio St.
15	134	Foster Watkins	B	West Texas St.
16	144	Irving Hall	B	Brown
17	154	Bob Riddell	E	South Dakota St.
18	164	Charley Gainor	E	North Dakota
19	174	Morris White	B	Tulsa
20	184	Dick Gormley	C	LSU



## 1938

<u>Rd</u>	<u>No</u>	<u>Player</u>	<u>Pos</u>	<u>College</u>
1	2	Jim McDonald	B	Ohio St.
2	12	Dick Riffle	B	Albright
3	17	Joe Bukant	B	Washington (StL)
4	27	John Meek	B	California
5	32	Fred Shirey	T	Nebraska
6	42	Herschel Ramsey	E	Texas Tech
7	52	Bob Lannon	E	Iowa
8	62	Clem Woltman	T	Purdue
9	72	Elmer Kolberg	B	Oregon St.
10	82	Emmett Kriel	T	Baylor
11	92	Carl Hinkle	C	Vanderbilt
12	102	Johnny Michelosen	B	Pittsburgh

## 1937

<u>Rd</u>	<u>No</u>	<u>Player</u>	<u>Pos</u>	<u>College</u>
1	1	Sam Francis	B	Nebraska
2	11	Francis Murray	B	Penn
3	21	Drew Ellis	T	TCU
4	31	Walt Gilbert	B	Auburn
5	41	Alex Drobnitch	G	Denver
6	51	Bill Guckeyson	B	Maryland
7	61	Herb Barna	E	West Virginia
8	71	Nestor Hennon	E	Carnegie Mellon
9	81	Paul Fanning	T	Kansas St.
10	91	Ray Antil	E	Minnesota

## 1936

<u>Rd</u>	<u>No</u>	<u>Player</u>	<u>Pos</u>	<u>College</u>
1	1	Jay Berwanger	B	Chicago
2	10	John McCauley	B	Rice
3	19	Wes Muller	C	Stanford
4	28	Bill Wallace	B	Rice
5	37	Harry Shuford	B	SMU
6	46	Al Barabas	B	Columbia
7	55	Jack Weller	G	Princeton
8	64	Pepper Constable	B	Princeton
9	73	Paul Pauk	B	Princeton



## 2023

- ▶ **4/29/23** - Traded a 2023 6th-round pick (No. 191 overall) pick to Tampa Bay in exchange for a 2024 5th-round selection
- ▶ **4/29/23** - Traded a pair of 2023 7th-round picks (Nos. 230 and 248 overall) to Houston in exchange for a 2023 6th-round pick (No. 191 overall)
- ▶ **4/29/23** - Agreed to trade a 2025 4th-round pick and a 2023 7th-round pick (No. 219 overall) to Detroit in exchange for RB D'Andre Swift and a 2023 7th-round pick (No. 249 overall)
- ▶ **4/29/23** - Traded a 2024 3rd-round pick to Houston in exchange for a 2023 4th-round pick (No. 105 overall)
- ▶ **4/28/23** - Traded a 2023 2nd-round pick (No. 62 overall) to Houston in exchange for a 2023 3rd-round pick (No. 65 overall), a 2023 6th-round pick (No. 188 overall), and a 2023 7th-round pick (No. 230 overall)
- ▶ **4/27/23** - Traded a 2023 1st-round pick (No. 10 overall) and a 2024 4th-round pick to Chicago in exchange for a 2023 1st-round pick (No. 9 overall)
- ▶ **4/27/23** - Acquired a 2023 3rd-round pick (No. 66 overall) from Arizona in exchange for a 2023 3rd-round pick (No. 94 overall) and a 2024 5th-round pick

## 2022

- ▶ **10/26/22** - Acquired DE Robert Quinn from the Chicago Bears in exchange for a 2023 4th-round draft pick
- ▶ **8/31/22** - Traded WR Jalen Reagor to Minnesota for a 7th-round pick in 2023 and a conditional 4th-round pick in 2024
- ▶ **8/30/22** - Acquired S C.J. Gardner-Johnson and 7th-round draft pick in 2025 from New Orleans in exchange for a 2023 5th-round draft pick and the later of the Eagles' two 6th-round picks in 2024
- ▶ **8/24/22** - Traded DB Ugo Amadi to Tennessee for a swap of late-round 2024 draft selections
- ▶ **8/15/22** - Acquired DB Ugo Amadi from Seattle in exchange for TE J.J. Arcega-Whiteside
- ▶ **4/30/22** - Acquired pick No. 181 (6th - Kyron Johnson) from Detroit in exchange for picks No. 188 (6th - Malcolm Rodriguez) and No. 237 (7th - Chase Lucas)
- ▶ **4/30/22** - Traded the 154th overall pick (5th - Snoop Conner) in the 2022 NFL Draft to Jacksonville for picks No. 188 and No. 198 (6th - Grant Calcaterra)
- ▶ **4/28/22** - Acquired WR A.J. Brown from the Tennessee Titans in exchange for picks No. 18 (1st - Treyton Burks) and No. 101 (3rd - Jeremy Ruckert) of the 2022 NFL Draft
- ▶ **4/28/22** - Acquired pick No. 13 (1st - Jordan Davis) from the Houston Texans in exchange for picks No. 15 (1st - Kenyon Green), No. 124 (4th - Cade York), No. 162 (5th - Montrell Washington) and No. 166 (5th - Tycen Anderson)
- ▶ **4/4/22** - Acquired picks No. 18, No. 101, No. 237, a 2023 first-round pick and a 2024 second-round pick in exchange for picks No. 16, No. 19 and No. 194

## 2021

- ▶ **11/2/21** - Acquired DB Kary Vincent Jr. from Denver in exchange for a 2022 6th-round pick
- ▶ **10/25/21** - Acquired a 2022 conditional 6th-round draft pick from the NY Jets in exchange for QB Joe Flacco
- ▶ **10/15/21** - Acquired CB Tay Gowan and a 2022 fifth-round pick from Arizona in exchange for TE Zach Ertz
- ▶ **8/31/21** - Acquired a sixth-round pick in the 2022 NFL Draft from Indianapolis in exchange for G/T Matt Pryor and a seventh-round pick in the 2022 NFL Draft

- ▶ **8/28/21** - Acquired QB Gardner Minshew from Jacksonville in exchange for a conditional sixth-round pick in 2022
- ▶ **5/18/21** - Acquired CB Josiah Scott from Jacksonville in exchange for CB Jameson Houston and a 2023 6th-round pick
- ▶ **5/1/21** - Traded picks No. 225 (6th - LS Camaron Cheeseman) and No. 240 (7th - DE William Bradley-King) to Washington in exchange for a 2022 5th-round pick
- ▶ **4/30/21** - Traded pick No. 70 (3rd - T Brady Christensen) to Carolina in exchange for picks No. 73 (3rd - DT Milton Williams) and No. 191 (6th - DE Tarron Jackson)
- ▶ **4/29/21** - Traded picks No. 12 (1st - LB Micah Parsons) and No. 84 (3rd - DE Chauncey Golston) to Dallas in exchange for pick No. 10 (1st - WR DeVonta Smith)
- ▶ **3/26/21** - Acquired picks No. 12 (1st - LB Micah Parson), No. 123 (4th - Zech McPhearson) and a 2022 1st-round pick (No. 15) from Miami in exchange for picks No. 6 (1st - Jaylen Waddle) and No. 156 (5th - Isaiahh Loudermilk)
- ▶ **3/17/21** - Traded QB Carson Wentz to Indianapolis in exchange for a 2021 3rd-round pick (No. 70 overall) and a conditional 2022 1st-round pick (No. 16)

## 2020

- ▶ **4/25/20** - Traded picks No. 173 (5th - WR Darnell Mooney) and No. 227 (7th - T Lachavious Simmons) to Chicago in exchange for picks No. 196 (6th - LB Shaun Bradley), No. 200 (6th - WR Quez Watkins) and No. 233 (7th - DE Casey Toohill)
- ▶ **4/25/20** - Traded pick No. 146 (4th - C Tyler Biadasz) to Dallas in exchange for pick No. 164 (5th - LB Curtis Weaver) and a 2021 5th-round pick
- ▶ **4/25/20** - Acquired WR Marquise Goodwin and pick No. 210 (6th - T Prince Tega Wanogho) in the 2020 NFL Draft from San Francisco in exchange for pick No. 190 (6th - TE Charlie Woerner)
- ▶ **4/25/20** - Traded pick No. 164 (5th - LB Curtis Weaver) to Miami in exchange for picks No. 173 (5th - WR Darnell Mooney) and No. 227 (7th - T Lachavious Simmons)
- ▶ **3/19/20** - Agreed to terms on a trade with the Detroit Lions to acquire CB Darius Slay in exchange for a 2020 third-round (No. 85 overall - S Julian Blackmon) draft pick and a 2020 fifth-round (No. 166 overall) draft pick

## 2019

- ▶ **8/22/19** - Agreed to terms with Arizona to acquire S Rudy Ford in exchange for DT Bruce Hector
- ▶ **8/9/19** - Acquired DE Eli Harold from Buffalo in exchange for T Ryan Bates
- ▶ **4/27/19** - Acquired DT Hassan Ridgeway from Indianapolis in exchange for the 246th pick in the 2019 NFL Draft (7th - C Javon Patterson)
- ▶ **4/27/19** - The 167th overall selection (5th - QB Clayton Thorson) and the 246th overall selection (7th - C Javon Patterson) were acquired from the New England Patriots in exchange for the 163rd overall selection (5th - P Jake Bailey)
- ▶ **4/25/19** - The 22nd overall selection in the 2019 NFL Draft (1st - T Andre Dillard) was acquired from the Baltimore Ravens in exchange for the 25th (1st - WR Marquise Brown), 127th (4th - CB Iman Marshall) and 197th (6th - QB Trace McSorley) overall picks
- ▶ **3/28/19** - Acquired RB Jordan Howard from Chicago in exchange for 2020 draft choice
- ▶ **3/14/19** - Acquired a 2020 5th-round draft choice from New England in exchange for DE Michael Bennett and a 2020 7th-round draft choice
- ▶ **3/13/19** - Acquired WR DeSean Jackson and 2020 7th-round draft choice from Tampa Bay in exchange for 2019 6th-round draft choice



**2018**

- ▶ **10/30/18** - Acquired WR Golden Tate from Detroit in exchange for a 3rd-round pick in 2019
- ▶ **9/1/18** - Acquired S Deiondre' Hall from Chicago in exchange for a conditional 7th-round pick in 2019
- ▶ **4/27/18** - Acquired the 233rd overall selection (7th - Jordan Mailata) in the 2018 NFL Draft from New England in exchange for the 250th overall selection (7th - TE Ryan Izzo) and a 2019 7th round pick
- ▶ **4/27/18** - Acquired the 49th overall selection (2nd - TE Dallas Goedert) in the 2018 NFL Draft from Indianapolis in exchange for the 52nd overall pick (2nd - DE Kemoko Turay) and the 169th overall pick (5th - Jordan Wilkins)
- ▶ **4/26/18** - Traded the 32nd (1st - QB Lamar Jackson) and 132nd (4th - WR Jaleel Scott) overall picks in the 2018 NFL Draft to Baltimore for the 52nd (2nd - DE Kemoko Turay) and 125th (4th - CB Avonte Maddox) overall picks in 2018, and a 2019 2nd-round pick
- ▶ **3/14/18** - Acquired DE Michael Bennett and a 7th-round pick (250th) in 2018 from Seattle in exchange for WR Marcus Johnson and a 5th-round selection (156th) in 2018
- ▶ **3/14/18** - Acquired CB Daryl Worley from Carolina in exchange for WR Torrey Smith

**2017**

- ▶ **10/31/17** - Acquired RB Jay Ajayi from Miami in exchange for a 2018 4th-round pick
- ▶ **8/28/17** - Traded LS Jon Dorenbos to New Orleans in exchange for a 2019 7th-round pick
- ▶ **8/27/17** - Acquired CB Dexter McDougle from N.Y. Jets in exchange for S Terrence Brooks
- ▶ **8/21/17** - Acquired a 2018 5th-round pick from Seattle in exchange for G/T Matt Tobin and a 2018 7th-round pick
- ▶ **8/11/17** - Acquired CB Ronald Darby from Buffalo in exchange for WR Jordan Matthews and a 2018 3rd-round pick
- ▶ **7/26/17** - Traded G/T Allen Barbre to Denver in exchange for a 2019 conditional 7th-round pick
- ▶ **4/29/17** - Traded the 164th (G Isaac Asiata) and 194th overall (DT Vincent Taylor) picks to Miami for the 166th (WR Shelton Gibson) and 184th (LB Nathan Gerry) overall selections in 2017
- ▶ **4/29/17** - Traded the 155th overall selection (LB Jayon Brown) for the 164th (G Isaac Asiata) and 214th (DT Elijah Qualls) overall picks in 2017
- ▶ **4/29/17** - Traded the 139th (WR Jehu Chesson) and 230th (S Josh Harvey-Clemons) overall picks to Minnesota for the 132nd overall selection (RB Donnel Pumphrey)
- ▶ **4/4/17** - Acquired DT Tim Jernigan and a 2017 3rd round draft choice (CB Rasul Douglas) from Baltimore in exchange for a 2017 3rd round draft pick (DE Chris Wormley)

**2016**

- ▶ **9/7/16** - Traded CB Eric Rowe to New England for a 4th round draft pick in 2018
- ▶ **9/3/16** - Traded QB Sam Bradford to Minnesota for a first round draft pick in 2017 (DE Derek Barnett) and a 4th round draft pick in 2018 (DE Josh Sweat)
- ▶ **8/16/16** - Traded OL Dennis Kelly to Tennessee for WR Dorial Green-Beckham
- ▶ **4/30/16** - Traded the 188th overall pick (TE David Morgan) to Minnesota for a 6th round pick (S Blake Countess) and a 7th round pick (DE Alex McAlister) in 2016

- ▶ **4/20/16** - Traded the 8th overall pick, a 3rd round draft choice, a 4th round draft choice, a 2017 1st round draft choice and a 2018 2nd round draft choice to the Cleveland Browns for the 2nd overall selection (QB Carson Wentz) and a 2017 4th round pick
- ▶ **3/11/16** - Traded QB Mark Sanchez to the Denver Broncos for a conditional 7th round draft choice
- ▶ **3/9/16** - Traded RB DeMarco Murray and a 4th round draft choice to the Tennessee Titans for a 4th round draft choice (traded to Cleveland)
- ▶ **3/9/16** - Traded LB Kiko Alonso, CB Byron Maxwell and the 13th overall selection to the Miami Dolphins for the 8th overall selection (traded to Cleveland)

**2015**

- ▶ **9/4/15** - Traded QB Matt Barkley to the Arizona Cardinals for a conditional 7th round draft choice in 2016
- ▶ **8/1/15** - Traded CB Brandon Boykin to the Pittsburgh Steelers for a conditional 5th round draft choice in 2016
- ▶ **5/2/15** - Traded the 113th overall selection (DT Gabe Wright) to the Detroit Lions for a 3rd round selection in 2016
- ▶ **5/1/15** - Traded the 52nd overall selection (NT Jordan Phillips), 145th overall selection (CB Bobby McCain) and the 156th overall selection (WR Tony Lippett) in 2015 to the Miami Dolphins for the 47th overall selection (DB Eric Rowe) and the 191st overall selection (DB JaCorey Shepherd) in 2015
- ▶ **3/10/15** - Traded QB Nick Foles, a 4th round draft choice in 2015 (T Andrew Donnell), and a 2nd round draft choice in 2016 to the St. Louis Rams for QB Sam Bradford and a 5th round draft choice in 2015 (traded to Miami)
- ▶ **3/10/15** - Traded RB LeSean McCoy to the Buffalo Bills for LB Kiko Alonso

**2014**

- ▶ **8/20/14** - Traded RB David Fluellen to the Indianapolis Colts for K Cody Parkey
- ▶ **8/19/14** - Traded a conditional 2015 7th round draft choice to the Carolina Panthers for RB Kenjon Barner
- ▶ **5/10/14** - Traded RB Bryce Brown and a 2014 7th round draft choice (T Seantrel Henderson) to the Buffalo Bills for a 2014 7th round draft choice (DT Beau Allen) and a 2015 4th round draft choice (traded to Detroit)
- ▶ **5/9/14** - Traded a 3rd round draft choice (DT Louis Nix) to the Houston Texans for a 4th round draft choice (DB Jaylen Watkins) and a 5th round draft choice (DE Taylor Hart)
- ▶ **5/9/14** - Traded a 2nd round draft choice (RB Bishop Sankey) and a 4th round draft choice (S Marqueston Huff) to the Tennessee Titans for a 2nd round draft choice (WR Jordan Matthews)
- ▶ **5/8/14** - Traded a 1st round draft choice (QB Johnny Manziel) to the Cleveland Browns for a 1st round draft choice (LB Marcus Smith) and a 3rd round draft choice (traded to Houston)
- ▶ **3/13/14** - Traded a 2014 5th round draft choice (LB Ronald Powell) to the New Orleans Saints for RB Darren Sproles

**2013**

- ▶ **10/29/13** - Traded DT Isaac Sopoaga and a 2014 6th round draft choice (DE Zach Moore) to the New England Patriots for a 2014 5th round draft choice (traded to New Orleans)
- ▶ **8/23/13** - Traded RB Felix Jones to the Pittsburgh Steelers for LB Adrian Robinson
- ▶ **8/12/13** - Traded OL Nate Menkin to the Houston Texans for WR Jeff Maehl



- ▶ **4/27/13** - Traded a 4th round draft choice (WR Ace Sanders) and a 7th round draft choice (CB DeMetrius McCray) to the Jacksonville Jaguars for a 4th round draft choice (QB Matt Barkley)
- ▶ **4/11/13** - Traded RB Dion Lewis to the Cleveland Browns for LB Emmanuel Acho
- ▶ **3/28/13** - Traded FB Stanley Havili to the Indianapolis Colts for DE Clifton Geathers
- ▶ **3/15/13** - Traded a 2013 6th round draft choice (G Jeff Baca) and a 2014 conditional draft choice to the Tampa Bay Buccaneers for WR Arrelious Benn and a 2013 7th round draft choice (CB Jordan Poyer)

**2012**

- ▶ **8/31/12** - Acquired S David Sims from the Cleveland Browns for a 2013 conditional draft choice (DE Joe Kruger)
- ▶ **8/2/12** - Traded LB Moise Fokou and LB Greg Lloyd to the Indianapolis Colts for CB Kevin Thomas and a conditional 7th round draft choice
- ▶ **7/22/12** - Traded CB D.J. Johnson to the Indianapolis Colts for DT Ollie Ogbu
- ▶ **4/27/12** - Traded a 2nd round draft choice (DT Jerel Worthy) to the Green Bay Packers for a 2nd round draft choice (DE Vinny Curry) and a 4th round draft choice (CB Brandon Boykin)
- ▶ **4/26/12** - Traded a 1st round draft choice (DE Bruce Irvin), a 4th round draft choice (DT Jaye Howard), and a 6th round draft choice (CB Jeremy Lane) to the Seattle Seahawks for a 1st round draft choice (DT Fletcher Cox)
- ▶ **4/25/12** - Traded CB Asante Samuel to the Atlanta Falcons for a 7th round draft choice (RB Bryce Brown)
- ▶ **3/20/12** - Traded a 3rd round draft choice (G Brandon Brooks) and a 4th round draft choice (C Ben Jones) to the Houston Texans for LB DeMeco Ryans and a 3rd round pick (QB Nick Foles)
- ▶ **3/14/12** - Traded T Winston Justice and a 6th round draft choice (S Josh Bush) to the Indianapolis Colts for a 6th round draft choice (traded to Seattle)

**2011**

- ▶ **8/1/11** - Traded DT Brodrick Bunkley to the Denver Broncos in exchange for an 6th draft choice in 2013 (traded to Tampa Bay)
- ▶ **7/28/11** - Traded QB Kevin Kolb to Arizona for CB Dominique Rodgers-Cromartie and a 2nd round draft choice in 2012
- ▶ **4/30/11** - Traded a 6th round draft choice (LB Markell Carter) to New England for a 6th round draft choice (LB Brian Rolle)
- ▶ **4/30/11** - Traded a 5th round draft choice (WR Jeremy Kerley) and a 7th round draft choice (WR Scotty McKnight) to the NY Jets for a 5th round draft choice (G Julian Vandervelde) and a 6th round draft choice (traded to New England later in draft)
- ▶ **4/30/11** - Traded a 4th round draft choice (TE Luke Stocker) to Tampa Bay for a 4th round draft choice (LB Casey Matthews) and a 4th round draft choice in 2012
- ▶ **4/29/11** - Traded a 3rd round draft choice (T Jah Reid) to Baltimore for a 3rd round draft choice (CB Curtis Marsh) and a 6th round draft choice (C Jason Kelce)

**2010**

- ▶ **10/13/10** - Traded RB Mike Bell to the Cleveland Browns for RB Jerome Harrison
- ▶ **9/4/10** - Traded G Stacy Andrews to Seattle for a 7th round pick in 2011 ... Traded LB Tracy White and a 7th round pick (OLB Travis Lewis) to New England for a 2012 6th round pick (G Brandon Washington)
- ▶ **9/3/10** - Traded an undisclosed draft choice in 2011 to Arizona for OL Reggie Wells

- ▶ **8/30/10** - Traded FB Charles Scott to Arizona for CB Jorrick Calvin
- ▶ **7/30/10** - Traded LB Joe Mays to Denver for RB J.J. Arrington or a 2012 conditional draft choice (compensation - 2012 6th round pick - WR Marvin McNutt)
- ▶ **4/24/10** - Traded a 6th round draft choice in 2011 to Detroit for a 7th round draft choice (LB Jamar Chaney)
- ▶ **4/24/10** - Traded a 5th round draft choice (DT Cam Thomas) to San Diego for a 5th round draft choice (WR Riley Cooper) and a 5th round draft choice in 2011 (RB Dion Lewis)
- ▶ **4/23/10** - Traded a 3rd round draft choice (S Morgan Burnett) to Green Bay for a 3rd round draft choice (DE Daniel Te'o-Nesheim) and a 4th round draft choice (QB Mike Kafka)
- ▶ **4/23/10** - Traded a 2nd round draft choice (RB Montario Hardesty) to Cleveland for a 3rd round draft choice (later traded to Green Bay) and two 5th round draft choices (DE Ricky Sapp and the other was traded to San Diego, who selected DT Cam Thomas)
- ▶ **4/23/10** - Traded a 2nd round draft choice (LB Sean Lee) to Dallas for a 2nd round draft choice (later traded to Cleveland) and a 4th round draft choice (TE Clay Harbor)
- ▶ **4/22/10** - Traded a 1st round draft choice (traded to New England and then to Dallas who selected WR Dez Bryant) and two 3rd round draft choices (one was traded to Seattle and then to Baltimore who selected TE Ed Dickson and the other was used to select WR Eric Decker) to Denver for a 1st round draft choice (DE Brandon Graham)
- ▶ **4/19/10** - Acquired LB Ernie Sims from the Detroit Lions in three-team trade. Sent a 5th round draft pick in 2010 to Denver (CB Perrish Cox), who sent TE Tony Scheffler and a 7th round pick (traded to Philadelphia who selected LB Jamar Chaney) to Detroit
- ▶ **4/4/10** - Traded QB Donovan McNabb to Washington for a 2nd round draft choice (S Nate Allen) in 2010 and a 3rd or 4th round draft choice in 2011 (traded to Tampa Bay)
- ▶ **4/2/10** - Traded CB Sheldon Brown and LB Chris Gocong to Cleveland for LB Alex Hall, and a 4th (CB Trevard Lindley) and a 5th round draft choice in 2010 (traded to Denver in 3-team trade for LB Ernie Sims)
- ▶ **3/16/10** - Traded DE Chris Clemons and a 4th round draft choice in 2010 to Seattle for DE Darryl Tapp
- ▶ **3/8/10** - Traded WR Reggie Brown to Tampa Bay for an undisclosed draft choice in 2011

**2009**

- ▶ **10/20/09** - Traded WR Brandon Gibson and a 5th round draft choice in 2010 (traded to Miami who selected S Reshad Jones) to St. Louis for LB Will Witherspoon
- ▶ **4/26/09** - Traded a 7th round draft choice (P Pat McAfee) to Indianapolis for a 6th round draft choice in 2010 (RB Charles Scott)
- ▶ **4/26/09** - Traded a 5th round draft choice (P Thomas Morstead) to New Orleans for a 7th round draft choice (traded to Indianapolis who selected P Pat McAfee) and a 5th round draft choice in 2010 (traded to St. Louis along with WR Brandon Gibson for LB Will Witherspoon)
- ▶ **4/26/09** - Traded two 5th round draft choices (137th, traded to Baltimore who selected LB Jason Phillips and 141st, traded to Denver who selected WR Kenny McKinley) to New England for CB Ellis Hobbs
- ▶ **4/26/09** - Traded a 3rd round draft choice (WR Deon Butler) to Seattle for a 5th round draft choice (137th, traded to New England for CB Ellis Hobbs), a 7th round draft choice (G Paul Fanaika) and a 3rd round draft choice in 2010 (traded to Denver)
- ▶ **4/26/09** - Traded a 3rd round draft choice (WR Ramses Barden) to NY Giants for a 3rd round draft choice (91st, traded to Seattle later in draft) and a 5th round draft choice (164th, traded to New Orleans later in draft)



- ▶ **4/25/09** - Traded a 1st round pick (C Alex Mack) and a 6th round draft choice (RB James Davis) to Cleveland for a 1st round draft choice (WR Jeremy Maclin)
- ▶ **4/20/09** - Traded a 1st round pick in 2009 (OL Eric Wood), a 4th round pick in 2009 (TE Shawn Nelson) and a 6th round pick in 2010 (DE Danny Batten) to Buffalo for T Jason Peters
- ▶ **3/5/09** - Traded WR Greg Lewis and a 7th round draft choice in 2010 (traded to Denver and then to Washington who selected T Selvis Capers) to the New England Patriots for a 5th round draft pick in 2009 (T Fenuki Tupou)
- ▶ **2/28/09** - Traded CB Lito Sheppard and a 5th round pick in 2010 (traded to Arizona who selected QB John Skelton) to the NY Jets for a 5th round draft pick in 2009 (TE Cornelius Ingram) and a 4th round draft pick in 2010 (traded to Seattle along with DE Chris Clemons for DE Darryl Tapp)

**2008**

- ▶ **6/6/08** - Traded a conditional draft pick in 2009 (no draft pick traded) to Indianapolis in exchange for FB Luke Lawton
- ▶ **4/27/08** - Traded a 6th round draft pick to Cleveland (WR Paul Hubbard) in exchange for a 5th round draft pick in 2009 (traded to New England for CB Ellis Hobbs)
- ▶ **4/26/08** - Traded a 1st round draft pick (T Jeff Otah) to Carolina in exchange for a 2nd round draft pick (traded to Minnesota, see next trade), a 4th round draft pick (G Mike McGlynn), and a 1st round draft pick in 2009 (traded to Buffalo in Jason Peters' deal)
- ▶ **4/26/08** - Traded a 2nd round draft pick (FS Tyrell Johnson) and a 5th round draft pick (DT Letroy Guion) to Minnesota in exchange for a 2nd round draft pick (DT Trevor Laws) and a 4th round draft pick (FS Quintin Demps)
- ▶ **4/26/08** - Traded a 4th round draft pick (traded to Chicago then to Tampa Bay, who selected DT Dre Moore) in exchange for RB Lorenzo Booker

**2007**

- ▶ **8/28/07** - Traded QB Kelly Holcomb to Minnesota for an undisclosed draft pick in 2009 (used in a 2009 draft day trade with Cleveland that landed WR Jeremy Maclin)
- ▶ **4/28/07** - Traded a 1st round draft pick (DE Anthony Spencer) to Dallas in exchange for a 2nd round draft pick (QB Kevin Kolb), a 3rd round draft pick (LB Stewart Bradley), and a 5th round draft pick (S C.J. Gaddis)
- ▶ **3/26/07** - Traded DT Darwin Walker and a 2008 conditional draft choice (7th round, WR Steve Johnson) to Buffalo for LB Takeo Spikes and QB Kelly Holcomb

**2006**

- ▶ **9/2/06** - Traded C Hank Fraley to the Cleveland Browns for a 6th round draft pick in 2008. Traded FB Josh Parry to the Seattle Seahawks for a 7th round draft choice in 2008 (T King Dunlap)
- ▶ **8/28/06** - Traded LB Mark Simoneau and a conditional 4th round draft choice in 2007 to New Orleans (who traded the pick to the San Francisco 49ers who used it to select S Dashon Goldson) for WR Donté Stallworth
- ▶ **5/18/06** - Traded WR Billy McMullen to Minnesota for WR Hank Baskett
- ▶ **4/30/06** - Traded a 4th round pick (WR Will Blackmon) and a 6th round pick (FS Tyrone Culver), both of which were acquired from Minnesota for own 4th round pick (DE Ray Edwards) and G Artis Hicks, to Green Bay for a 4th round pick (WR Jason Avant)
- ▶ **4/30/06** - Traded own 4th round pick (T Jahri Evans) and DT Hollis Thomas for a 4th round pick (G Max Jean-Gilles)

- ▶ **4/29/06** - Traded own 3rd round draft choice (LB Anthony Schlegel) and own 7th round pick (DT Adam Titus) for a 3rd round pick (LB Chris Gocong)
- ▶ **4/29/06** - Traded own 2nd round draft choice (RB LenDale White) and own 4th round pick to Tennessee for a 2nd round draft pick (T Winston Justice). Tennessee traded the 4th round pick (LB Stephen Tulloch) to Dallas

**2005**

- ▶ **4/24/05** - Traded own 5th round draft choice (FS Michael Hawkins), 6th round draft choice, and own 7th round draft choice (SS Kurt Campbell) to Green Bay for a 4th round draft choice (T Todd Herremans). Philadelphia traded the 6th round pick to Green Bay who then traded it to New England, who then traded it to Oakland, who selected DT Anttaj Hawthorne
- ▶ **4/24/05** - Traded own 4th round draft choice (DE Chris Canty) and a 6th round draft choice in 2006 to Dallas for a 5th round draft choice (traded to Indianapolis) and a 4th round draft choice in 2006 (traded to Tennessee) ... Traded the 5th round (DE Jonathan Welsh) choice to Indianapolis for a 4th round draft choice in 2006
- ▶ **4/23/05** - Traded own 3rd round draft choice (T Adam Snyder) to San Francisco for a 4th round draft choice (S Sean Considine) and a 6th round draft choice (see trade two above)

**2004**

- ▶ **9/5/04** - Agreed to send a conditional 2005 draft choice (6th round, CB Derrick Johnson) to the San Francisco 49ers to complete the trade that sent WR Terrell Owens to the Eagles and DE Brandon Whiting to the 49ers
- ▶ **4/25/04** - Traded G John Welbourn to Kansas City for a 5th round pick in 2004 (FB Thomas Tapeh) and a 3rd round pick in 2005 (RB Ryan Moats)
- ▶ **4/24/04** - Traded a 1st and 2nd round pick (CB Shawntae Spencer) to San Francisco for the 16th overall pick (T/G Shawn Andrews). The 49ers traded the 1st round pick to Carolina who chose CB Chris Gamble
- ▶ **4/3/04** - Traded QB A.J. Feeley to Miami for a 2nd round pick in 2005 (WR Reggie Brown)
- ▶ **3/30/04** - Traded WR James Thrash to Washington for a 5th round draft pick in 2005 (LB/DE Trent Cole)
- ▶ **3/16/04** - In a three-team deal, traded a 5th round pick to Baltimore and DE Brandon Whiting to San Francisco in exchange for WR Terrell Owens. The Ravens traded the 5th round pick to Miami who chose SS Tony Bua

**2003**

- ▶ **8/30/03** - Traded WR Freddie Milons to Pittsburgh for a conditional, future draft pick (no pick exchanged)
- ▶ **4/26/03** - Traded a 1st round pick (CB Sammy Davis) and a 2nd round pick (FS Terrence Kiel) to San Diego for the 15th overall pick in the 2003 draft (DE Jerome McDougle)
- ▶ **4/26/03** - Traded a 5th round pick (LB Hunter Hillenmeyer) to Green Bay for a 6th round pick (T/G Jeremy Bridges) and a 7th round pick (S Norman LeJeune)
- ▶ **4/26/03** - Traded a 7th round choice (CB Chris Johnson) to Green Bay for a 6th round pick (QB Andy Hall) in 2004
- ▶ **3/4/03** - Traded a 6th round pick (DB Waine Bacon) in 2003 and a 4th round pick in 2004 to Atlanta for LB Mark Simoneau. The Falcons traded the 4th round pick to Indianapolis who chose CB Jason David
- ▶ **2/28/03** - Traded CB Al Harris and a 4th round pick in 2003 to Green Bay for a 2nd round pick (TE L.J. Smith). The Packers traded the 4th round pick to Buffalo who chose WR Sam Aiken

**2001**

- ▶ **4/21/01** - Traded a 3rd round pick (LB Morlon Greenwood) and a 6th round pick (DE Otis Leverette) to Miami for a 2nd round pick in 2002 (CB Sheldon Brown)

**2000**

- ▶ **8/25/00** - Traded CB/KR Allen Rossum to Green Bay for an undisclosed draft pick (5th round, TE Tony Stewart)
- ▶ **4/16/00** - Traded a 4th round pick (WR Trevor Gaylor) to San Diego for a 3rd round pick in 2001 (DE Derrick Burgess). The pick traded to the Chargers was obtained from a trade with Detroit for a 5th round pick (S Ty Talton) in 1999
- ▶ **4/16/00** - Traded TE Kaseem Sinceno to Green Bay for TE Jeff Thomason
- ▶ **4/15/00** - Traded a 3rd round (TE Erron Kinney) and 5th round pick (SS Aric Morris) to Tennessee for a 2nd round pick (G Bobbie Williams) in 2000

**1999**

- ▶ **9/5/99** - Traded an undisclosed draft pick (7th round, TE Mike Roberg) to Carolina for TE Luther Broughton
- ▶ **9/1/99** - Traded DE Jon Harris to Green Bay for T John Michaels
- ▶ **8/24/99** - Traded QB Bobby Hoying to Oakland for an undisclosed, conditional draft pick (6th round, DE John Frank)
- ▶ **4/28/99** - Traded QB Rodney Peete to Washington for a 6th round pick (C John Romero)

**1998**

- ▶ **8/30/98** - Traded a future, conditional draft pick to New England (7th round) for WR Dietrich Jells. The Patriots traded the pick to San Francisco who chose QB Tim Rattay
- ▶ **4/19/98** - Traded a 3rd round pick (WR Brian Alford) to the New York Giants for a 3rd round pick (CB/KR Allen Rossum) and 4th round pick (CB Clarence Love) ... Traded a 4th round pick (DE Lorenzo Bromell) to Miami for a 4th round pick (DT/DE Brandon Whiting) and a 5th round pick (LB Ike Reese) ... Traded a 6th round pick (DE Eric Ogbogu) to the New York Jets for WR Jeff Graham ... Traded a 7th round pick (C Trey Teague) to Denver for a 6th round pick (WR Troy Smith) in 1999
- ▶ **3/13/98** - Traded a 2nd round and 5th round (LB Casey Dailey) pick to the New York Jets for DE Hugh Douglas. The Jets traded the 2nd round pick to Pittsburgh who chose DT Jeremy Staat

**1997**

- ▶ **8/27/97** - Traded an undisclosed pick of player/pick to Baltimore for CB Willie Clark
- ▶ **8/24/97** - Traded G Ben Cavin to Baltimore for undisclosed terms.
- ▶ **8/22/97** - Acquired G Sean Love from the New York Jets for past considerations
- ▶ **4/19/97** - Traded a 1st round pick (TE David LaFleur) to Dallas for a 1st round (DE Jon Harris) and 5th round (TE Luther Broughton) picks in 1997 and a 3rd round pick (LB Jeremiah Trotter) in 1998 ... Traded a 2nd round pick (FB Marc Edwards) to San Francisco for a 2nd round pick (LB James Darling), a 6th round (WR Antuwan Wyatt), and a 7th round pick (CB Deauntae Brown) ... Traded a 3rd round pick (CB Ty Howard) and a 6th round pick (LB Tony McCombs) to Arizona for a 3rd round pick (RB Duce Staley)
- ▶ **4/18/97** - Traded DT Ronnie Dixon to the New York Jets for a 7th round pick (QB Koy Detmer) in 1997

**1995**

- ▶ **8/27/95** - Traded T Joe Sims to Green Bay for an undisclosed pick in 1995 (6th round, TE Tony Johnson)
- ▶ **8/21/95** - Traded a conditional, undisclosed draft pick (7th round) to Cleveland for DT Ronnie Dixon
- ▶ **4/23/95** - Traded a 5th round pick (WR Mike Miller) in 1995 and a 5th round pick in 1996 to Cleveland for a 4th round pick (QB David Barr). The 5th round pick to Baltimore was traded to Dallas who chose G Kenneth McDaniel ... Traded a 5th round pick (FB Ryan Christopherson) and a 7th round pick (WR Curtis Marsh) to Jacksonville for a 6th round pick (FB Fred McCray) and two 7th round picks (RB Kevin Bouie and T Howard Smothers)
- ▶ **4/22/95** - Traded a 1st round pick (DT Warren Sapp) and two 2nd round picks (DB Melvin Johnson and the other was traded to Dallas, who chose G Shane Hannah) to Tampa Bay for the 7th overall selection (DE Mike Mamula) and a 3rd round pick (DE Greg Jefferson) ... Traded WR Victor Bailey and a 4th round pick to Kansas City for a 2nd round pick (CB Bobby Taylor) in 1995 and a 6th round pick (WR Phillip Riley) in 1996. The Chiefs traded the 4th round pick to New England who chose C David Wohlabough





# HONORS & HISTORY



[FRONT OFFICE & COACHING STAFF](#)

[PLAYER BIOS](#)

[2022 EAGLES STATISTICS](#)

[RECORD BOOK](#)

[ALL-TIME RESULTS](#)

[ALL-TIME ROSTERS](#)

[HONORS & HISTORY](#)

[YEAR-BY-YEAR STATISTICS](#)

[OFF THE FIELD](#)

**SUPER BOWL MVP**

2017 Nick Foles

**NFL MVP/PLAYER OF THE YEAR**

1960 Norm Van Brocklin, QB (UP, AP, NE, SN, MX)  
 1965 Pete Retzlaff, TE (MX)  
 1980 Ron Jaworski, QB (MX)  
 1988 Randall Cunningham, QB (MX)  
 1990 Randall Cunningham, QB (FW, MX)  
 2010 Michael Vick, QB (MX)  
 2017 Carson Wentz, QB (MX)  
 2022 Jalen Hurts, QB (MX)

**NFC MVP/PLAYER OF THE YEAR**

1980 Ron Jaworski, QB (UP)  
 2000 Donovan McNabb, QB (CBS)  
 2004 Donovan McNabb, QB (CBS)

**NFL OFFENSIVE MVP/PLAYER OF THE YEAR**

1990 Randall Cunningham, QB (PW)

**NFC OFFENSIVE MVP/PLAYER OF THE YEAR**

1990 Randall Cunningham, QB (UP, KC)  
 2004 Donovan McNabb, QB (KC)  
 2010 Michael Vick, QB (KC)  
 2013 LeSean McCoy, RB (KC)  
 2022 Jalen Hurts, QB (KC)

**NFL DEFENSIVE MVP/PLAYER OF THE YEAR**

1987 Reggie White, DE (AP, NE, PW)  
 1991 Reggie White, DE (PW)

**NFC DEFENSIVE MVP/PLAYER OF THE YEAR**

1987 Reggie White, DE (UP, KC)  
 1991 Reggie White, DE (UP)  
 1993 Eric Allen, CB (UP)

**NFL ROOKIE OF THE YEAR**

1951 Bobby Walston, TE/K  
 1988 Keith Jackson, TE (SN)

**NFC ROOKIE OF THE YEAR**

1973 Charle Young, TE (UP)  
 1984 Paul McFadden, K (UP)

**NFL COMEBACK PLAYER OF THE YEAR**

1973 Roman Gabriel, QB (PW)  
 1991 Jim McMahon, QB (PW)  
 1992 Randall Cunningham, QB (PW)  
 2010 Michael Vick, QB (AP, PW, SN)

**FedEx AIR & GROUND PLAYER OF THE YEAR**

2011 LeSean McCoy (Ground)  
 2013 LeSean McCoy (Ground)  
 2017 Carson Wentz (Air)

**NFL COACH OF THE YEAR**

1948 Greasy Neale (SN)  
 1960 Buck Shaw (UP, AP)  
 1979 Dick Vermeil (SN, PW)  
 1995 Ray Rhodes (AP, SN, MX, NFL Films)  
 2000 Andy Reid (SN, MX, FD)  
 2002 Andy Reid (AP, MX, PW, SN)  
 2010 Andy Reid (MX)  
 2013 Chip Kelly (MX)

2017 Doug Pederson (MX)

2022 Nick Sirianni (MX)

**NFC COACH OF THE YEAR**

2010 Marty Mornhinweg (PW)

**ASSISTANT COACH OF THE YEAR**

1978 Dick Vermeil (FW, UP, KC)  
 1979 Dick Vermeil (FW, KC)  
 1995 Ray Rhodes (UP, KC)  
 2002 Andy Reid (KC)

**NFL EXECUTIVE OF THE YEAR**

2017 Howie Roseman (PFWA, Sports Illustrated)  
 2022 Howie Roseman (PFWA)

**ALL-PRO SELECTIONS**

1933 Swede Hanson, B (OF, CN, GB)  
 1934 Swede Hanson, B (OF, GB)  
 1935 Joe Carter, E (GB), Ed Manske, E (GB)  
 1936 Joe Carter, E (EY, CN)  
 1937 Bill Hewitt, E (OF, UP, IN, NY)  
 1938 Joe Carter, E (FW, NY), Bill Hewitt, E (OF, UP, FW, IN, NY, EY)  
 1939 Davey O'Brien, B (OF, UP, FW, NY, EY)  
 1940 Dick Bassi, G (EY, HA), Don Looney, E (OF, NY, EY, HA), Davey O'Brien, B (OF)  
 1941 Dick Humbert, E (NY), Phil Ragazzo, T (UP), Bob Suffridge, G (NY)  
 1942 Tommy Thompson, B (IN, NY)  
 1943 Jack Hinkle, B (AP, UP, PF, HA), Eberle Schultz, G (PF), Vic Sears, T (AP, UP, NY, IN), Ernie Steele, B (UP), Roy Zimmerman, B (AP)  
 1944 Steve Van Buren, B (AP, UP, NY), Al Wistert, T (AP, UP, IN, NY), Roy Zimmerman, B (UP, IN, NY)  
 1945 Bruno Banducci, G (NY), Jack Ferrante, E (UP, NY), Vic Sears, T (UP, IN), Steve Van Buren, B (AP, UP, IN, NY, PF, HA), Al Wistert, T (AP, UP, IN, NY, PF, HA)  
 1946 Augie Lio, G (UP, NY), Steve Van Buren, HB (UP, NY, PF), Al Wistert, T (AP, UP, NY, PF)  
 1947 Pete Pihos, E (PF), Al Wistert, T (AP, UP, NY, PF, HA), Steve Van Buren, HB (AP, UP, NY, PF)  
 1948 Bucko Kilroy, G (UP), Joe Muha, FB (UP, PF, HA), Pete Pihos, E (AP, SN, UP, NY, PF, HA), Tommy Thompson, QB (AP, UP, NY, PF), Steve Van Buren, HB (AP, UP, SN, NY, PF), Al Wistert, T (SN, UP, NY, PF, HA)  
 1949 Jack Ferrante, E (NY), Bucko Kilroy, G (UP, NY), Cliff Patton, G (UP), Pete Pihos, E (AP, IN, UP, NY), Vic Sears, T (UP, NY), Tommy Thompson, QB (UP, NY), Steve Van Buren, HB (AP, IN, UP, NY), Al Wistert, T (IN)  
 1950 Chuck Bednarik, C (AP, NY), Bucko Kilroy, G (UP, NY), Joe Muha, C (NY), Pete Pihos, E (UP, NY), Vic Sears, T (NY), Steve Van Buren, HB (UP, NY), Al Wistert, T (NY)  
 1951 Chuck Bednarik, LB (AP, UP, NY), Bucko Kilroy, MG (NY), Vic Lindskog, C (AP), Bobby Walston, E (UP), Al Wistert, T (NY)  
 1952 Chuck Bednarik, LB (AP, UP), Bucko Kilroy, MG (AP, UP), Pete Pihos, DE (AP, UP, NY), Vic Sears, DT (AP, NY), Lum Snyder, T (NY)  
 1953 Chuck Bednarik, LB (AP, UP, NY), Bucko Kilroy, MG (UP, NY), Pete Pihos, E (AP, UP, NY), Lum Snyder, T (UP), Bobby Thompson, QB (NY), Norm Willey, DE (UP, NY), Frank Wydo, T (NY)  
 1954 Chuck Bednarik, LB (AP, UP, SN, NY), Bucko Kilroy, MG (AP, UP, SN), Pete Pihos, E (AP, UP, SN, NY), Ken Snyder, T (AP, UP, NY), Norm Willey, DE (AP, UP, NY)  
 1955 Chuck Bednarik, LB (AP, UP, NE, NY), Pete Pihos, E (AP, UP, NE, SN, NY), Wayne Robinson, LB (SN), Tom Scott, DE (SN), Lum Snyder, T (NE), Norm Willey, DE (UP)



- 1956 Chuck Bednarik, LB (AP, UP, NE, NY), Tom Scott, DE (NE)
- 1957 Chuck Bednarik, LB (AP, UP, NE, NY)
- 1958 Pete Retzlaff, E (AP, UP, NE, NY)

**ALL-PRO SELECTIONS (Continued)**

- 1959 Tom Brookshier, DB (AP, UP, NE), Tommy McDonald, E (AP, UP)
- 1960 Chuck Bednarik, C and LB (AP, UP, NY), Tom Brookshier, CB (AP, UP, NE, NY), Don Burroughs, S (AP, NE, NY), Tommy McDonald, E (UP, NE, NY), Jess Richardson, DT (UP), Norm Van Brocklin, QB (AP, UP, NE, NY)
- 1961 Maxie Baughan, LB (UP, NY), Chuck Bednarik, C (UP), Don Burroughs, S (UP, NE, NY), Sonny Jurgensen, QB (AP, UP), Tommy McDonald, WR (UP, NE, NY), Leo Sugar, DE (UP)
- 1962 Don Burroughs, S (NE), Tommy McDonald, E (AP, NE)
- 1963 Tim Brown, RB (UP, NE, NY)
- 1964 Bob Brown, T (AP), Maxie Baughan, OLB (AP, NY), Pete Retzlaff, TE (AP, UP, NE, NY), Jim Ringo, C (AP, UP, NE, NY)
- 1965 Maxie Baughan, OLB (AP), Bob Brown, T (AP, NE, NY), Tim Brown, RB (AP, UP, NY), Pete Retzlaff, TE (AP, UP, NE, NY)
- 1966 Bob Brown, T (AP, UP, NE, FW, NY), Tim Brown, RB (NY), Pete Retzlaff, TE (NY), Jim Ringo, C (AP)
- 1967 Bob Brown, T (AP, UP)
- 1968 Bob Brown, T (FW, AP, UP, NE, NY, PW), Tom Woodeshick, RB (AP)
- 1969 Tom Woodeshick, RB (AP, UP, NY)
- 1971 Bill Bradley, S (AP, FW, PW)
- 1972 Bill Bradley, S (AP, FW, NE, PW), Harold Jackson, WR (AP, FW, NE)
- 1973 Bill Bradley, S (AP, FW, NE), Harold Carmichael, WR (AP, FW, NE, PW), Charle Young, TE (AP, FW, NE, PW)
- 1974 Bill Bergey, MLB (AP, FW, NE, PW), Charle Young, TE (AP, FW, NE)
- 1975 Bill Bergey, MLB (AP, NE), Charle Young, TE (AP, FW, NE, PW)
- 1976 Bill Bergey, MLB (AP, FW, NE)
- 1977 Bill Bergey, MLB (AP, FW, NE)
- 1978 Bill Bergey, MLB (AP, PW), Wilbert Montgomery, RB (AP)
- 1979 Harold Carmichael, WR (AP), Charlie Johnson, DT (NE), Wilbert Montgomery, RB (AP), Stan Walters, T (AP)
- 1980 Harold Carmichael, WR (NE), Charlie Johnson, DT (AP, NE), Randy Logan, S (AP, NE), Jerry Robinson, OLB (AP)
- 1981 Charlie Johnson, DT (AP), Jerry Robinson, OLB (AP, FW), Roynell Young, CB (AP, NE)
- 1983 Mike Quick, WR (AP, NE, PW), Jerry Robinson, ILB (NE)
- 1984 Wes Hopkins, S (NE)
- 1985 Wes Hopkins, S (AP, FW, NE, SN), Mike Quick, WR (AP, NE, SN)
- 1986 Reggie White, DT (AP, WA, NE)
- 1987 Mike Quick, WR (NE), Reggie White, DE (AP, FW, NE, SN, PW)
- 1988 Randall Cunningham, QB (AP), Keith Jackson, TE (AP, FW, NE, SN, PW), Reggie White, DE (AP, FW, NE, SN, PW)
- 1989 Eric Allen, CB (AP, NE, PW), Jerome Brown, DT (NE), Keith Jackson, TE (AP, FW, SN), Reggie White, DE (AP, FW, NE, PW)
- 1990 Jerome Brown, DT (AP), Randall Cunningham, QB (FW, PW), Byron Evans, ILB (NE), Keith Jackson, TE (AP, FW, NE, SN, PW), Reggie White, DE (AP, FW, NE, PW)
- 1991 Eric Allen, CB (AP, NE), Jerome Brown, DT (AP, FW, SN, PW), Seth Joyner, OLB (AP, FW, NE), Clyde Simmons, DE (AP, FW, SN, PW, NE), Reggie White, DE (AP, FW, SN, PW, NE)
- 1992 Randall Cunningham, QB (AP), Byron Evans, ILB (NE), Seth Joyner, OLB (AP, NE), Vai Sikahema, KR (NE), Clyde Simmons, DE (AP), Reggie White, DE (AP, FW, NE)
- 1993 Eric Allen, CB (AP), Seth Joyner, OLB (FW)
- 1995 William Fuller, DE (AP), Andy Harmon, DT (AP), William Thomas, OLB (AP)
- 2000 Hugh Douglas, DE (AP, PW, SN), Jeremiah Trotter, LB (AP)
- 2001 David Akers, K (AP, PW, SN), Brian Dawkins, FS (AP, PW, SN), Corey Simon, DT (FD)
- 2002 David Akers, K (SN, CN, PW), Brian Dawkins, FS (AP, PW, SN,

- CN, UW), Hugh Douglas, DE (AP), Jermane Mayberry, G (AP, CN, PW), Bobby Taylor, CB (AP, PW), Tra Thomas, T (AP, SN, UW), Troy Vincent, CB (AP, CN)
- 2004 David Akers, K (AP, PW), Brian Dawkins, FS (AP, CN, SN, PW, FD), Michael Lewis, SS (FD, PW), Terrell Owens, WR (AP, CN, SN, FD, PW), Ike Reese, ST/LB (PW), Lito Sheppard, CB (AP, CN, FD, PW), Tra Thomas, T (PW)
- 2006 Shawn Andrews, G (AP, SN, UW), Brian Dawkins, FS (AP, UW)
- 2007 Brian Westbrook, RB (AP, UW, PW)
- 2008 Quintin Mikell, SS (AP)
- 2009 David Akers, K (AP, SN), Trent Cole, DE (AP), DeSean Jackson, PR (AP, SN, PW), Asante Samuel, CB (AP), Leonard Weaver, FB (AP)
- 2010 David Akers, K (AP, SN), Quintin Mikell, SS (AP), Jason Peters, T (AP), Asante Samuel, CB (PW, SN)
- 2011 Jason Babin, DE (AP, SN), LeSean McCoy, RB (AP, SN, PW), Jason Peters, T (AP, SN, PW)
- 2013 Evan Mathis, G (AP, PFWA), LeSean McCoy, RB (AP, PFWA), Jason Peters, T (AP)
- 2014 Connor Barwin, LB (AP), Fletcher Cox, DE (AP), Jason Peters, T (AP), Darren Sproles, KR (AP, PFWA)
- 2015 Fletcher Cox, DE (AP), Darren Sproles, KR (PFWA, SN)
- 2016 Brandon Graham, DE (AP)
- 2017 Fletcher Cox, DT (AP, PFWA, SN), Lane Johnson, T (AP, PFWA), Jason Kelce, C (AP, PFWA), Carson Wentz, QB (AP)
- 2018 Fletcher Cox, DT (AP, PFWA, SN), Zach Ertz, TE (SN), Jason Kelce, C (AP, PFWA, SN)
- 2019 Jason Kelce, C (AP, SN, PFWA)
- 2021 Jason Kelce, C (AP, PFWA), Lane Johnson, T (AP)
- 2022 James Bradberry, CB (AP), A.J. Brown, WR (AP), Jalen Hurts, QB (AP), Jason Kelce, C (AP), Lane Johnson, T (AP), Haason Reddick, LB (AP)

AP - Associated Press, CBS – CBS Radio, CN - Chicago Daily News, EY - Collyer's Eye and The Baseball World Magazine, FD - Football Digest, FW - Professional Football Writers of America, GB - Green Bay Press-Gazette, HA - Chicago Herald-American, HF - Pro Football Hall of Fame, IN - International News Service, KC - Kansas City 101 Awards, MX - Maxwell Club of Philadelphia, NE - Newspaper Enterprise Association, NY - New York Daily News, OF - Official NFL Team, PF - Pro Football Illustrated, PW - Pro Football Weekly (1992-2012, choices combined with Pro Football Writers of America), PFWA - Pro Football Writers of America, SN - Sporting News, UP - United Press and United Press International, CN - College and Pro Football Weekly, UW - USA Today Sports Weekly

**ED BLOCK COURAGE AWARD**

2022 - Brandon Graham, 2021 - Rodney McLeod, 2020 - Joe Ostman, 2019 - Brandon Brooks, 2018 - Carson Wentz, 2017 - Joe Walker, 2016 - Nolan Carroll, 2015 - Fletcher Cox, 2014 - Jeremy Maclin, 2013 - Jason Kelce, 2012 - Colt Anderson, 2011 - Mike Patterson, 2010 - Jason Avant, 2009 - Michael Vick, 2008 - Jon Dorenbos, 2007 - Montae Reagor, 2006 - Jerome McDougle, 2005 - Chad Lewis, 2004 - Derrick Burgess, 2003 - Correll Buckhalter, 2002 - Shawn Barber, 2001 - Duce Staley and Tommy Brasher, 2000 - Cecil Martin, 1999 - Mike Mamula, 1998 - Bobby Taylor, 1997 - Rhett Hall, 1996 - Kevin Turner, 1995 - Charlie Garner, 1994 - Fred Barnett, 1993 - Andre Waters, 1992 - Jerome Brown, 1991 - David Alexander, 1990 - Ron Solt, 1989 - Mike Quick, 1988 - Wes Hopkins, 1987 - Gerry Feehery, 1986 - Jody Schultz, 1985 - Ron Jaworski, 1984 - John Spagnola



**PRO BOWL SELECTIONS**

- 1951** G Walt Barnes, LB Chuck Bednarik, E John Green, E Pete Pihos, T Al Wistert
- 1952** LB Chuck Bednarik, DB Russ Craft, T Mike Jarmoluk, E Pete Pihos
- 1953** LB Chuck Bednarik, DB Russ Craft, T Frank Kilroy, E Pete Pihos
- 1954** LB Chuck Bednarik, C Ken Farragut, T Frank Kilroy, E Pete Pihos, T Lum Snyder, QB Bobby Thomason
- 1955** LB Chuck Bednarik, QB Adrian Burk, T Frank Kilroy, E Pete Pihos, LB Wayne Robinson, T Lum Snyder, E Norman Willey
- 1956** QB Adrian Burk, E Pete Pihos, LB Wayne Robinson, QB Bobby Thomason, T Jim Weatherall, E Norman Willey
- 1957** LB Chuck Bednarik, T Buck Lansford, QB Bobby Thomason, T Jim Weatherall
- 1958** FB Bill Barnes, LB Chuck Bednarik, S Jerry Norton, E Tom Scott
- 1959** FB Bill Barnes, WR Tommy McDonald, S Jerry Norton, E Pete Retzlaff, E Tom Scott, QB Norman Van Brocklin
- 1960** FB Bill Barnes, CB Tom Brookshier, T Marion Campbell, WR Tommy McDonald, T Jess Richardson, QB Norman Van Brocklin
- 1961** LB Maxie Baughan, LB Chuck Bednarik, CB Tom Brookshier, T Marion Campbell, WR Tommy McDonald, E Pete Retzlaff, QB Norman Van Brocklin, E/K Bobby Walston
- 1962** LB Maxie Baughan, HB Ted Dean, QB Sonny Jurgensen (DNP/INJ), WR Tommy McDonald, T J. D. Smith (DNP/INJ), E/K Bobby Walston
- 1963** HB Tim Brown, WR Tommy McDonald
- 1964** LB Maxie Baughan, HB Tim Brown, E Pete Retzlaff
- 1965** K Sam Baker, LB Maxie Baughan, DB Irv Cross, DT Floyd Peters, E Pete Retzlaff, C Jim Ringo
- 1966** LB Maxie Baughan, T Bob Brown, HB Tim Brown, DB Irv Cross, E Pete Retzlaff, C Jim Ringo, QB Norman Snead
- 1967** T Bob Brown, DT Floyd Peters
- 1968** DT Floyd Peters, C Jim Ringo
- 1969** K Sam Baker, T Bob Brown, RB Tom Woodeshick
- 1970** WR Harold Jackson, LB Dave Lloyd, LB Tim Rossovich
- 1972** FS Bill Bradley
- 1973** FS Bill Bradley, WR Harold Jackson
- 1974** FS Bill Bradley, WR Harold Carmichael, QB Roman Gabriel, TE Charle Young
- 1975** LB Bill Bergey, TE Charle Young
- 1976** QB Mike Boryla, TE Charle Young
- 1977** LB Bill Bergey
- 1978** LB Bill Bergey
- 1979** LB Bill Bergey, WR Harold Carmichael, RB Wilbert Montgomery, T Stan Walters
- 1980** WR Harold Carmichael, KR Wally Henry, NT Charlie Johnson, S Randy Logan, RB Wilbert Montgomery, T Jerry Sisemore, T Stan Walters
- 1981** WR Harold Carmichael, QB Ron Jaworski, NT Charlie Johnson, S Randy Logan
- 1982** NT Charlie Johnson, LB Frank LeMaster, LB Jerry Robinson, T Jerry Sisemore, CB Roynell Young
- 1983** DE Dennis Harrison
- 1984** WR Mike Quick
- 1985** WR Mike Quick
- 1986** FS Wes Hopkins, WR Mike Quick
- 1987** WR Mike Quick, DE Reggie White
- 1988** WR Mike Quick, DE Reggie White
- 1989** QB Randall Cunningham, TE Keith Jackson, DE Reggie White
- 1990** CB Eric Allen, QB Randall Cunningham, TE Keith Jackson, DE Reggie White
- 1991** DT Jerome Brown, QB Randall Cunningham, TE Keith Jackson, DE Reggie White
- 1992** CB Eric Allen, DT Jerome Brown, LB Seth Joyner, DE Clyde Simmons, DE Reggie White

- 1993** CB Eric Allen, WR Fred Barnett, DE Clyde Simmons, DE Reggie White
- 1994** CB Eric Allen, LB Seth Joyner
- 1995** CB Eric Allen, DE William Fuller
- 1996** DE William Fuller, LB William Thomas, RB Ricky Watters
- 1997** WR Irving Fryar, DE William Fuller, LB William Thomas, RB Ricky Watters
- 1998** WR Irving Fryar
- 2000** FS Brian Dawkins, CB Troy Vincent
- 2001** DE Hugh Douglas, TE Chad Lewis, QB Donovan McNabb, LB Jeremiah Trotter, CB Troy Vincent
- 2002** K David Akers, FS Brian Dawkins, DE Hugh Douglas, TE Chad Lewis, QB Donovan McNabb, T Tra Thomas, LB Jeremiah Trotter, CB Troy Vincent (DNP/INJ)
- 2003** K David Akers, FS Brian Dawkins, DE Hugh Douglas, TE Chad Lewis, G Jermaine Mayberry, QB Donovan McNabb, T Jon Runyan, CB Bobby Taylor, T Tra Thomas, CB Troy Vincent
- 2004** QB Donovan McNabb (DNP/INJ), DT Corey Simon, CB Troy Vincent
- 2005** K David Akers, FS Brian Dawkins, SS Michael Lewis, QB Donovan McNabb, WR Terrell Owens (DNP/INJ), ST/LB Ike Reese, CB Lito Sheppard, T Tra Thomas (DNP/INJ), LB Jeremiah Trotter, RB Brian Westbrook
- 2006** LS Mike Bartrum, FS Brian Dawkins, LB Jeremiah Trotter
- 2007** RG Shawn Andrews (DNP/INJ), FS Brian Dawkins (DNP), CB Lito Sheppard (DNP/INJ)
- 2008** RG Shawn Andrews, DE Trent Cole, RB Brian Westbrook
- 2009** FS Brian Dawkins, CB Asante Samuel (DNP)
- 2010** K David Akers, DE Trent Cole, LS Jon Dorenbos, WR/KR DeSean Jackson, QB Donovan McNabb, S Quintin Mikell, T Jason Peters, CB Asante Samuel, FB Leonard Weaver (note: Jackson was selected as both a WR and PR)
- 2011** K David Akers, WR DeSean Jackson (DNP/INJ), T Jason Peters (DNP/INJ), CB Asante Samuel (DNP/INJ), QB Michael Vick
- 2012** DE Jason Babin, RB LeSean McCoy, T Jason Peters
- 2014** QB Nick Foles, WR DeSean Jackson, G Evan Mathis, RB LeSean McCoy, T Jason Peters (DNP/INJ)
- 2015** LB Connor Barwin, LS Jon Dorenbos, C Jason Kelce, WR Jeremy Maclin (DNP), G Evan Mathis, RB LeSean McCoy (DNP), K Cody Parkey, T Jason Peters (DNP), RS Darren Sproles
- 2016** DE Fletcher Cox, S Malcolm Jenkins, T Jason Peters (DNP), RS Darren Sproles
- 2017** DT Fletcher Cox, C Jason Kelce, T Jason Peters (DNP), RB Darren Sproles
- 2018** G Brandon Brooks, DT Fletcher Cox, TE Zach Ertz, S Malcolm Jenkins, T Lane Johnson, QB Carson Wentz (All DNP due to Super Bowl LII)
- 2019** G Brandon Brooks (DNP), DT Fletcher Cox (DNP), TE Zach Ertz (DNP), S Malcolm Jenkins, T Lane Johnson
- 2020** G Brandon Brooks, DT Fletcher Cox, TE Zach Ertz, C Jason Kelce, LS Rick Lovato, T Lane Johnson
- 2021** DT Fletcher Cox, DE Brandon Graham, C Jason Kelce
- 2022** K Jake Elliott, DT Javon Hargrave, C Jason Kelce (DNP), CB Darius Slay, DE Josh Sweat
- 2023** QB Jalen Hurts, RB Miles Sanders, WR A.J. Brown, C Jason Kelce, T Lane Johnson, G Landon Dickerson, LB Haason Reddick, CB Darius Slay

**PRO BOWL GAME MVPs**

- 1954** LB Chuck Bednarik
- 1967** DT Floyd Peters (Lineman of the Game)
- 1987** DE Reggie White
- 1989** QB Randall Cunningham
- 2014** QB Nick Foles





**MOST PRO BOWL SELECTIONS**

Rk	Player	Total	Pro Bowl Years
1.	Chuck Bednarik (LB)	8	1951-55, '57-58, '61
2t.	Jason Peters (T)	7	2010-12, '14-17
	Brian Dawkins (FS)	7	2000, '02-03, '05-07, '09
	Reggie White (DE)	7	1987-93
5t.	<b>Fletcher Cox (DT)</b>	<b>6</b>	<b>2016-21</b>
	<b>Jason Kelce (C)</b>	<b>6</b>	<b>2015, '17, '20-23</b>
	Donovan McNabb (QB)	6	2001-05, '10
	Pete Pihos (E)	6	1951-56
9t.	David Akers (K)	5	2002-03, '05, '10-11
	Troy Vincent (CB)	5	2000-04
	Eric Allen (CB)	5	1990, '92-95
	Mike Quick (WR)	5	1984-88
	Maxie Baughan (LB)	5	1961-62, '64-66
	Pete Retzlaff (TE)	5	1959, '61, '64-66
	Tommy McDonald (FL)	5	1959-63
16t.	<b>Lane Johnson (T)</b>	<b>4</b>	<b>2018-20, '23</b>
	Jeremiah Trotter (LB)	4	2001-02, '05-06
	Harold Carmichael (WR)	4	1974, '79-81
	Bill Bergey (LB)	4	1975, '77-79

**MOST CONSECUTIVE PRO BOWLS**

Rk	Player	Total	Pro Bowl Years
1.	Reggie White (DE)	7	1987-93
2t.	<b>Fletcher Cox (DT)</b>	<b>6</b>	<b>2016-21</b>
	Pete Pihos (E)	6	1951-56
4t.	Donovan McNabb (QB)	5	2001-05
	Troy Vincent	5	2000-04
	Mike Quick (WR)	5	1984-88
	Tommy McDonald (FL)	5	1959-63
	Chuck Bednarik (C/LB)	5	1951-55
9t.	<b>Jason Kelce (C)</b>	<b>4</b>	<b>2020-23</b>
	Jason Peters (T)	4	2014-17
	Eric Allen (CB)	4	1992-95

**MOST PRO BOWL SELECTIONS BY POSITION**

**QUARTERBACK**

Rk	Player	Total
1.	Donovan McNabb	6
2t.	Randall Cunningham	3
	Norm Van Brocklin	3
	Bobby Thomason	3

**RUNNING BACK**

Rk	Player	Total
1t.	LeSean McCoy	3
	Timmy Brown	3
	Bill Barnes	3
4t.	Several players tied	2

**FULLBACK**

Rk	Player	Total
1.	Bill Barnes	3
2.	Leonard Weaver	1

**WIDE RECEIVER**

Rk	Player	Total
1.	Pete Pihos	6
2t.	Mike Quick	5
	Pete Retzlaff	5
	Tommy McDonald	5
5.	Harold Carmichael	4

**TIGHT END**

Rk	Player	Total
1t.	Zach Ertz	3
	Chad Lewis	3
	Keith Jackson	3
	Charle Young	3

**OFFENSIVE TACKLE**

Rk	Player	Total
1.	Jason Peters	7
2.	<b>Lane Johnson</b>	<b>4</b>
3t.	Tra Thomas	3
	Bob Brown	3
	Frank "Bucko" Kilroy	3

**GUARD**

Rk	Player	Total
1.	Brandon Brooks	3
2t.	Evan Mathis	2
	Shawn Andrews	2

**CENTER**

Rk	Player	Total
1.	<b>Jason Kelce</b>	<b>6</b>
2.	Jim Ringo	3

**DEFENSIVE END**

Rk	Player	Total
1.	Reggie White	7
2t.	Hugh Douglas	3
	William Fuller	3
4t.	Several players tied	2

**DEFENSIVE TACKLE**

Rk	Player	Total
1.	<b>Fletcher Cox</b>	<b>6</b>
2t.	Charlie Johnson	3
	Floyd Petres	3
4.	Jerome Brown	2

**LINEBACKER**

Rk	Player	Total
1.	Chuck Bednarik	8
2.	Maxie Baughan	5
3t.	Jeremiah Trotter	4
	Bill Bergey	4
5.	Several players tied	2

**CORNERBACK**

Rk	Player	Total
1t.	Troy Vincent	5
	Eric Allen	5
3.	Asante Samuel	3
4t.	Several players tied	2

**SAFETY**

Rk	Player	Total
1.	Brian Dawkins	7
2t.	Malcolm Jenkins	3
	Bill Bradley	3
4t.	Several players tied	2

**KICKER/PUNTER**

Rk	Player	Total
1.	David Akers	5
2t.	Sam Baker	2
	Bobby Walston	2

**SPECIAL TEAMS**

Rk	Player	Total
1t.	Darren Sproles (RS)	2
	Jon Dorenbos (LS)	2
3t.	Several players tied	1



WEEKLY & MONTHLY HONORS

<b>1984</b>			
Ken Clarke	Defensive POW	10/14	vs. Ind.
<b>1985</b>			
Wes Hopkins	Defensive POW	9/22	at Wash.
Ron Jaworski	Offensive POW	10/20	vs. Dal.
<b>1986</b>			
Garry Cobb	Defensive POW	10/05	at Atl.
Andre Waters	Defensive POW	11/30	at LA Raid.
Reggie White	Defensive POW	12/14	at Dal.
<b>1987</b>			
Clyde Simmons	Defensive POW	11/1	at StL.
Randall Cunningham	Offensive POW	11/8	vs. Wash.
<b>1988</b>			
Clyde Simmons	Defensive POW	10/2	vs. Hou.
Randall Cunningham	Offensive POW	10/10	vs. NYG
Jerome Brown	Defensive POW	11/6	vs. Rams
Reggie White	Defensive POW	12/18	at Dal.
Randall Cunningham	Offensive POM	Nov.	
Reggie White	Defensive POM	Dec.	
<b>1989</b>			
Randall Cunningham	Offensive POW	9/17	at Wash.
Jerome Brown	Defensive POW	10/15	at Phx.
<b>1990</b>			
Randall Cunningham	Offensive POW	12/16	vs. GB
Randall Cunningham	Offensive POM	Nov.	
<b>1991</b>			
Reggie White	Defensive POW	9/01	at GB
Jim McMahon	Offensive POW	9/01	at GB
Clyde Simmons	Defensive POW	9/15	at Dal.
Seth Joyner	Defensive POW	12/2	at
Hou.			
<b>1992</b>			
Herschel Walker	Offensive POW	10/5	vs. Dal.
Seth Joyner	Defensive POW	10/25	vs. Phx.
Seth Joyner	Defensive POW	12/20	vs. Wash.
Randall Cunningham	Offensive POM	Sept.	
<b>1993</b>			
Calvin Williams	Offensive POW	9/19	vs. Wash.
Eric Allen	Defensive POW	10/3	at NYJ
Eric Allen	Defensive POW	1/3/94	at SF
Randall Cunningham	Offensive POM	Sept.	
<b>1994</b>			
Charlie Garner	Offensive POW	10/2	at SF
<b>1995</b>			
Gary Anderson	Special Teams POW	10/1	at NO
Andy Harmon	Defensive POW	10/8	vs. Wash.
Mike Mamula	Defensive POW	11/19	vs. NYG
Bobby Taylor	Defensive POW	12/10	vs. Dal.
William Thomas	Defensive POW	12/17	vs. Arz.
William Fuller	Defensive POM	Dec.	

<b>1996</b>			
Ricky Waters	Offensive POW	9/15	vs. Det.
Derrick Witherspoon	Special Teams POW	9/22	at Atl.
William Thomas	Defensive POW	10/13	at NYG
Irving Fryar	Offensive POW	10/20	vs. Mia.
Ray Farmer	Defensive POW	10/13	vs. NYG
William Fuller	Defensive POW	12/22	vs. Arz.
William Fuller	Defensive POM	Dec.	
<b>1997</b>			
Ricky Watters	Offensive POW	10/5	vs. Wash.
Rhett Hall	Defensive POW	10/26	vs. Dal.
Bobby Hoying	Offensive POW	11/30	vs. Cin.
<b>1998</b>			
Hugh Douglas	Defensive POM	Oct.	
<b>1999</b>			
Allen Rossum	Special Teams POW	11/14	vs. Wash.
Mike Mamula	Defensive POW	12/19	vs. NE
<b>2000</b>			
Duce Staley	Offensive POW	9/3	at Dal.
Brian Mitchell	Special Teams POW	9/24	at NO
Brian Mitchell	Prime Time Award	10/1	vs. Atl.
David Akers	Special Teams POW	10/15	at Arz.
David Akers	Special Teams POW	11/12	at Pit.
Donovan McNabb	Offensive POW	11/26	at Wash.
Donovan McNabb	Offensive POW	12/10	at Cle.
Hugh Douglas	Defensive POW	12/31	TB
(NFC Wild Card game)			
Hugh Douglas	Defensive POM	Sept.	
David Akers	Special Teams POM	Nov.	
Corey Simon	Defensive ROM	Nov.	
Jeremiah Trotter	Defensive POM	Dec.	
<b>2001</b>			
Sean Landeta	Special Teams POW	9/23	at Sea.
David Akers	Special Teams POW	9/30	vs. Dal.
Brian Mitchell	Special Teams POW	11/4	at Arz.
Sean Landeta	Special Teams POW	12/9	vs. SD
Damon Moore	Defensive POW	1/12/02	vs. TB
(NFC Wild Card game)			
Donovan McNabb	Offensive POW	1/19/02	at Chi.
(NFC Divisional Playoff game)			
<b>2002</b>			
Donovan McNabb	Offensive POW	9/22	vs. Dal.
Brian Dawkins	Defensive POW	9/29	vs. Hou.
Brian Mitchell	Special Teams POW	11/25	at SF
N.D. Kalu	Defensive POW	12/1	vs. StL
Bobby Taylor	Defensive POW	1/11/03	vs. Atl.
(NFC Divisional Playoff game)			
Donovan McNabb	Offensive POM	Sept.	
<b>2003</b>			
David Akers	Special Teams POW	9/28	at Buf.
Brian Westbrook	Special Teams POW	10/19	at NYG
Donovan McNabb	Offensive POW	11/16	vs. NYG
David Akers	Special Teams POW	11/30	at Car.
Donovan McNabb	Offensive POW	1/11/04	vs. GB
(NFC Divisional Playoff game)			
Mark Simoneau	Defensive POM	Oct.	
Donovan McNabb	Offensive POM	Nov.	



WEEKLY & MONTHLY HONORS (Continued)

<b>2004</b>			
David Akers	Special Teams POW	10/3	at Chi.
Lito Sheppard	Defensive POW	10/17	vs. Car.
Jevon Kearse	Special Teams POW	11/28	at NYG
Donovan McNabb	Offensive POW	12/5	vs. GB
Sheldon Brown	Defensive POW	12/19	vs. Dal.
Donovan McNabb	Offensive POW	1/16/05	vs. Min. (NFC Divisional Playoff game)
Derrick Burgess	Defensive POW	1/23/05	vs. Atl. (NFC Championship game)
Donovan McNabb	Offensive POM	Sept.	
Lito Sheppard	Defensive POM	Oct.	
<b>2005</b>			
Jeremiah Trotter	Defensive POW	10/23	vs. SD
David Akers	Special Teams POW	11/27	vs. GB
Donovan McNabb	Offensive POM	Sept.	
Trent Cole	Defensive ROM	Nov.	
<b>2006</b>			
Lito Sheppard	Defensive POW	10/8	vs. Dal.
Brian Dawkins	Defensive POW	12/17	at NYG
Brian Dawkins	Defensive POM	Dec.	
<b>2007</b>			
Brian Westbrook	Offensive POW	9/23	vs. Det.
Trent Cole	Defensive POW	10/28	at Min.
Lito Sheppard	Defensive POW	12/16	at Dal.
David Akers	Special Teams POM	Oct.	
<b>2008</b>			
Brian Dawkins	Defensive POW	9/21	vs. Pit.
Brian Westbrook	Offensive POW	11/27	vs. Arz.
Chris Clemons	Defensive POW	12/28	vs. Dal.
Sav Rocca	Special Teams POM	Sept.	
Brian Dawkins	Defensive POM	Dec.	
<b>2009</b>			
DeSean Jackson	Special Teams POW	9/13	at Car.
Kevin Kolb	Offensive POW	9/27	vs. KC
DeSean Jackson	Offensive POW	10/26	at Wash
DeSean Jackson	Special Teams POW	12/13	at NYG
DeSean Jackson	Special Teams POM	Sept.	
David Akers	Special Teams POM	Nov.	
DeSean Jackson	Special Teams POM	Dec.	
<b>2010</b>			
Kevin Kolb	Offensive POW	10/17	vs. Atl.
Michael Vick	Offensive POW	11/7	vs. Ind.
Michael Vick	Offensive POW	11/15	at Was.
DeSean Jackson	Offensive POW	12/12	at Dal.
Michael Vick	Offensive POW	12/19	at NYG
Michael Vick	Offensive POM	Sept.	
Nate Allen	Defensive ROM	Sept.	
David Akers	Special Teams POM	Nov.	
<b>2011</b>			
Kurt Coleman	Defensive POW	10/16	at Was.
LeSean McCoy	Offensive POW	10/30	vs. Dal.
<b>2013</b>			
DeSean Jackson	Offensive POW	10/6	at NYG
Nick Foles	Offensive POW	10/13	at TB

Nick Foles	Offensive POW	11/3	at Oak
Donnie Jones	Special Teams POW	11/17	vs. Was.
Donnie Jones	Special Teams POW	12/1	vs. Arz.
LeSean McCoy	Offensive POW	12/22	vs. Chi.
Nick Foles	Offensive POM	Nov.	
LeSean McCoy	Offensive POM	Dec.	
<b>2014</b>			
Darren Sproles	Offensive POW	9/15	at Ind.
Darren Sproles	Special Teams POW	9/28	at SF
Jeremy Maclin	Offensive POW	11/2	at Hou.
Darren Sproles	Special Teams POW	11/10	vs. Car.
Josh Huff	Special Teams POW	11/23	vs. Ten.
Connor Barwin	Defensive POM	Nov.	
<b>2015</b>			
Darren Sproles	Special Teams POW	9/27	at NYJ
Fletcher Cox	Defensive POW	10/11	vs. NO
Malcolm Jenkins	Defensive POW	12/6	at NE
<b>2016</b>			
Carson Wentz	Offensive POW	9/25	vs. Pit.
Carson Wentz	Offensive ROM	Sept.	
Fletcher Cox	Defensive POM	Sept.	
Josh Huff	Special Teams POW	10/23	vs. Min.
Malcolm Jenkins	Defensive POW	12/22	vs. NYG
<b>2017</b>			
Jake Elliott	Special Teams POW	9/24	vs. NYG
Kenjon Barner	Special Teams POW	10/8	vs. Ari.
Carson Wentz	Offensive POW	10/23	vs. Was.
Jalen Mills	Defensive POW	10/29	vs. SF
Carson Wentz	Offensive POM	Oct.	
<b>2018</b>			
Nick Foles	Offensive POW	12/23	vs. Hou.
Fletcher Cox	Defensive POW	12/30	at Was.
<b>2019</b>			
Boston Scott	Offensive POW	12/29	at NYG
<b>2021</b>			
T.J. Edwards	Special Teams POW	10/10	at Car.
Darius Slay	Defensive POW	11/14	at Den.
Jake Elliott	Special Teams POW	11/21	vs. NO
Jake Elliott	Special Teams POM	Nov.	
<b>2022</b>			
Zech McPhearson	Special Teams POW	9/11	at Det.
Darius Slay	Defensive POW	9/19	vs. Min.
Brandon Graham	Defensive POW	9/25	at Was.
Jalen Hurts	Offensive POM	Sept.	
Haason Reddick	Defensive POW	10/2	vs. Jax
Cameron Dicker	Special Teams POW	10/9	at Ari.
Jalen Hurts	Offensive POW	11/27	vs. GB
Jalen Hurts	Offensive POW	12/4	vs. TEN
Brandon Graham	Defensive POW	12/11	at NYG
Jake Elliott	Special Teams POW	1/8	vs. NYG
Haason Reddick	Defensive POM	Dec./Jan.	



**5 | DONOVAN MCNABB**

Selected by the Eagles with the second-overall pick of the 1999 NFL Draft, McNabb served as the field general during one of the most successful eras of Eagles football, leading the team to five NFC East division championships, five NFC Championship games and an appearance in Super Bowl XXXIX. The winningest quarterback in team history, McNabb finished his career as the franchise's all-time leader in pass attempts (4,746), completions (2,801), yards (32,873) and touchdowns (216).

**15 | STEVE VAN BUREN**

The Eagles first round draft choice (5th overall) out of LSU in 1944, Van Buren signed his first contract (\$4,000) with a team that had never finished above 4th place. Three straight division titles and back-to-back NFL Championships (1948 & 1949) cemented his place as one of the most talented backs ever.

**20 | BRIAN DAWKINS**

An eight-time Pro Bowler, Dawkins was the unquestioned leader of the Eagles defense for 13 seasons and finished his Eagles career in 2008 as the franchise's all-time leader in games played (183) and interceptions (34). A second round pick out of Clemson in 1996, Dawkins was recognized as a member of the NFL's All-Decade Team of the 2000s, was voted the starting safety on the Eagles 75th Anniversary Team by the fans and was a five-time All-Pro selection.

**40 | TOM BROOKSHIER**

Originally a 10th-round pick from Colorado, Brookshier made an immediate impact with 8 interceptions in his rookie season of 1953. Then, after a two-year stint in the Air Force, the defensive back returned to the Eagles and twice earned all-pro honors - first in 1959, and again in 1960 as a member of the NFL championship team. In all he spent seven seasons with the Eagles and collected 20 interceptions.

**44 | PETE RETZLAFF**

Acquired off waivers from Detroit in 1956, Retzlaff converted from fullback to tight end and went on to earn Pro Bowl honors 5 times. He finished his career as the club's all-time leader in receptions (452) and yards (7,412). A 22nd round draft pick of the Lions in 1953, he scored 47 TDs in his career. Instrumental in founding the NFL Player's Association, he served as the Eagles general manager from 1969-72.

**60 | CHUCK BEDNARIK**

Bednarik played in 253 games during his illustrious 14-year career and also played in a team record 8 Pro Bowls. Although the Eagles won the NFL championship in 1949, his rookie year, his star shined brightest in 1960 when he played every minute at both center and linebacker during the NFL Championship victory over Green Bay.

**70 | AL WISTERT**

During his nine-year career in Philadelphia, Wistert played in 95 games and earned NFL All Pro honors an amazing eight times as a dominant force on the Eagles offensive line. Wistert was a member of the Eagles back-to-back NFL championship teams in 1948-49 and played in the first-ever Pro Bowl in 1951.

**92 | REGGIE WHITE**

White is the club's all-time leader in sacks with 124 in just 121 games, including a team-record 21 in 1987. White earned seven Pro Bowl appearances during his eight-year stint with the Eagles and earned NFL Defensive Player of the Year honors in 1987 and 1991. He was named to the NFL's All-Decade Teams of the 1980 and 1990s, the 75th Anniversary Team, and was voted first-team All-Pro 10 times in his 15-year career.

**99 | JEROME BROWN**

A 1st round draft pick out of Miami in 1987, Brown will be remembered as a key figure on the Eagles legendary 1991 defense. A two-time Pro Bowl selection, Brown's life was cut short at the age of 27 in a tragic auto accident on June 25, 1992, in his hometown of Brooksville, FL.








**DAVID AKERS**

KICKER

Eagles Career: 1999-2010  
Eagles Hall of Fame Inductee: 2017

Recognized as the greatest kicker in franchise history, Akers earned five Pro Bowl nods as an Eagle and established regular-season and postseason team records in points (1,323; 134) and field goals made (294; 31). During his time in Philadelphia, Akers ranked 2nd in the NFL in points and field goals made. His recognition as one of the league's best kickers earned him a spot on the NFL's All-Decade Team of the 2000s.




**ERIC ALLEN**

CORNERBACK

Eagles Career: 1988-94  
Eagles Hall of Fame Inductee: 2011

A second-round draft choice of the Eagles in 1988, Allen played seven seasons in Philadelphia, earning five Pro Bowl and three All-Pro selections. He is tied for the Eagles all-time record with 34 interceptions. Allen also holds the team mark with five interception return touchdowns, including an NFL record four in 1993. A native of San Diego, CA (born 11/22/65), Allen played collegiately at Arizona State. He went on to play for the New Orleans and Oakland. He finished his career with 54 interceptions and nine total touchdowns.




**MAXIE BAUGHAN**

LINEBACKER

Eagles Career: 1960-65  
Eagles Hall of Fame Inductee: 2015

The 20th overall selection in the 1960 NFL Draft, Baughan spent his first six seasons in Philadelphia, earning five Pro Bowl nods during that span. As a rookie, he played a key role on the 1960 NFL Championship team, starting in every game and achieving All-Pro and Pro Bowl honors. Baughan was a nine-time Pro Bowler and a four-time All-Pro selection, totaling 18 interceptions and 10 fumble recoveries during his 12-year career with the Eagles, Rams and Washington. He was born on August 3, 1938 in Forkland, AL.



**CHUCK BEDNARIK**

CENTER/LINEBACKER

Eagles Career: 1949-62  
Eagles Hall of Fame Inductee: 1987  
Pro Football Hall of Fame Inductee: 1967

"Concrete Charley" played in 253 games during his illustrious 14-year career. He also played in a team record 8 Pro Bowls. Although the Eagles won the NFL championship in 1949, his rookie year, his star shined brightest in 1960 when he played every minute at both center and linebacker during the NFL Championship victory over Green Bay. Born May 1, 1925, in Bethlehem, PA, he was an All-America selection at Pennsylvania in 1948 before being selected with the first overall draft choice by the Eagles in 1949.




**BERT BELL**

OWNER

Eagles Career: 1933-40  
Eagles Hall of Fame Inductee: 1987  
Pro Football Hall of Fame Inductee: 1963

As the first owner of the Eagles (1933-40), co-owner of the Steelers (1941-46), and NFL commissioner (1946-59), Bell instituted the college draft and implemented TV policies, including the home game blackouts. In 1933, he moved the Frankford Yellowjackets to Philadelphia and renamed them the Eagles. In 1946, he moved the NFL office from Chicago to Bala Cynwyd, PA. Bell played and coached at Pennsylvania and led the Quakers to the Rose Bowl in 1916. A founder of the Maxwell Football Club, Bell was born February 25, 1895, in Philadelphia.




**BILL BERGEY**

MIDDLE LINEBACKER

Eagles Career: 1974-80  
Eagles Hall of Fame Inductee: 1988

After coming to the Eagles in a 1974 trade with Cincinnati (in exchange for Philadelphia's first round picks in 1977 & '78 as well as a second round pick in '78), Bergey recorded nearly 1,200 tackles in seven seasons as an Eagle. He was a key factor in the Eagles rise to the 1980 NFC Championship and a berth in Super Bowl XV. His play also earned him Eagles MVP status 3 times and trips to the Pro Bowl on 4 occasions. He was born February 9, 1945 in South Dayton, NY.




**BILL BRADLEY**

FREE SAFETY

Eagles Career: 1969-76  
Eagles Hall of Fame Inductee: 1993

Bradley played 8 years (1969-76) with the Eagles as a defensive back, punter, and returner. A three-time Pro Bowler, he is tied for the team's all-time lead in interceptions (34) and became the first player in NFL history to lead the league in that category in consecutive seasons (1971 & 1972). A 3rd round draft choice from Texas in 1969, he also handled the punting duties for six of his eight years with the Eagles. He was born January 24, 1947 in Palestine, TX.




**TOM BROOKSHIER**

DEFENSIVE BACK

Eagles Career: 1953, 1956-61  
Eagles Hall of Fame Inductee: 1989

Originally a 10th-round pick from Colorado, Brookshier made an immediate impact with 8 interceptions in his rookie season of 1953. Then, after a two-year stint in the Air Force, the defensive back returned to the Eagles and twice earned all-pro honors - first in 1959, and again in 1960 as a member of the NFL championship team. In all he spent seven seasons with the Eagles and collected 20 interceptions. Upon retiring as a player, he entered the broadcast booth on CBS's telecasts of NFL games.




**BOB BROWN**

TACKLE

Eagles Career: 1964-68  
 Eagles Hall of Fame Inductee: 2004  
 Pro Football Hall of Fame Inductee: 2004

A first round draft pick out of Nebraska in 1964 (2nd overall), Brown went on to earn an impressive five All-Pro selections and three Pro Bowl berths during his five-year tenure in Philadelphia. During his 10-year NFL career with the Eagles, Rams and Raiders, Brown earned All-NFL honors seven times, NFL/NFC offensive lineman of the year three times, and six Pro Bowl selections – three with Eagles, two with Rams, and one with Raiders. Brown was named to the NFL’s All-Decade team of the 1960’s. He was born December 8, 1941, in Cleveland, OH.




**HAROLD CARMICHAEL**

WIDE RECEIVER

Eagles Career: 1971-83  
 Eagles Hall of Fame Inductee: 1987  
 Pro Football Hall of Fame Inductee: 2020

A four-time Pro Bowler, the 6-8 Carmichael was not only one of the tallest receivers ever to play the game, he was one of the best. A 7th round pick out of Southern in 1971, he played 13 seasons with the Eagles before finishing his career with Dallas in 1984. He finished his career ranked sixth on the NFL’s all-time reception list with 590 and remains the Eagles career leader in terms of receptions (589), yards (8,978) and touchdowns (79). He was born on Sept. 22, 1949 in Jacksonville, FL, where he attended Raines HS.



**JEROME BROWN**

DEFENSIVE TACKLE

Eagles Career: 1987-91  
 Eagles Hall of Fame Inductee: 1996

A two-time Pro Bowl selection, Brown’s life was cut short at the age of 27 in a tragic auto accident on June 25, 1992, in his hometown of Brooksville, FL. A 1st round draft pick out of Miami in 1987, Brown will be remembered as a key figure on the Eagles legendary 1991 defense - a unit that led the NFL in terms of fewest yards allowed overall, against the run, and vs. the pass. He capped that season by joining linemates Reggie White and Clyde Simmons as starters in the Pro Bowl. Brown was born February 4, 1965.




**TRENT COLE**

DEFENSIVE END/LINEBACKER

Eagles Career: 2005-14  
 Eagles Hall of Fame Inductee: 2022

Known by fans as “The Hunter,” Cole was drafted by the Eagles in the fifth round (146th overall) of the 2005 NFL Draft and went on to enjoy a 10-year career in Philadelphia. Aside from ranking second in team history with 85.5 career sacks, the two-time Pro Bowler compiled double-digit sacks in four separate seasons, which also ranks second in team history behind Reggie White (eight double-digit sack seasons). His 155 games played in an Eagles uniform is third all-time among defensive linemen and 14th among all players in franchise history.




**TIMMY BROWN**

RUNNING BACK

Eagles Career: 1960-67  
 Eagles Hall of Fame Inductee: 1990

Brown holds the club record for longest kickoff return with a 105 yarder in 1961. He also shares the NFL record for kickoff returns for TDs in a game with two vs. Dallas in 1966. A 27th round draft pick of Green Bay in 1959, Brown was signed by the Eagles as a free agent in 1960 and finished his Eagles career in 1967 as the 3rd leading rusher in club history in yards (3,703) and touchdowns (29). Brown was born May 24, 1937 in Knightstown, IN.




**RANDALL CUNNINGHAM**

QUARTERBACK

Eagles Career: 1985-95  
 Eagles Hall of Fame Inductee: 2009

Dubbed the “Ultimate Weapon” by Sports Illustrated, Cunningham was one of the most electrifying players in NFL history. He made numerous highlight-film plays with both his arm and his feet during his 11-year career in Philadelphia. A 2nd round draft pick from UNLV in 1985, he earned two NFL All Pro honors as well as three Pro Bowl selections during his tenure in Philadelphia. Cunningham threw for 22,877 yards and 150 touchdowns while rushing for 4,482 yards and 22 scores in 122 games as an Eagle. He is still the NFL’s all-time rushing leader as a quarterback with 4,928 yards. Cunningham finished his career with stints in Minnesota, Dallas and Baltimore. He was born on March 27, 1963 in Santa Barbara, CA.




**LEO CARLIN**

EXECUTIVE

Eagles Career: 1960-2015  
 Eagles Hall of Fame Inductee: 2012

A pioneer in the sports ticketing industry and nominated for the Pro Football Hall of Fame in 2007, Carlin served as a member of the club for more than five decades. He originally joined the Eagles as a part-time ticket office employee in the 1960 NFL Championship season before joining the front office full-time in 1964. Carlin helped oversee the Eagles’ moves from Franklin Field to Veterans Stadium to Lincoln Financial Field, and also helped the Eagles become the first NFL team to merge ticketing with computer data processing. A graduate of St Joseph’s Prep and St. Joseph’s University, he is a veteran of the United States Marine Corps. Born in Atlantic City, NJ, on September 16, 1937, Carlin and his wife, Kay, have seven children



**OTHO DAVIS**

HEAD TRAINER

Eagles Career: 1973-95  
 Eagles Hall of Fame Inductee: 1999

The Eagles head athletic trainer for 23 years, Davis was a five-time recipient of the National Athletic Trainers Association’s “Professional Trainer of the Year” award. He also was a member of the Athletic Trainers Hall of Fame. From 1971-89, he was the executive director of the NATA, an organization whose national headquarters office building in Dallas is named in his honor. A native of Elgin, TX, Davis graduated from Lamar and earned his master’s degree from Kent State. He died May, 2, 2000.



**BRIAN DAWKINS**

**SAFETY**

**Eagles Career:** 1996-2008  
**Eagles Hall of Fame Inductee:** 2012  
**Pro Football Hall of Fame Inductee:** 2018

Nicknamed "Weapon X" for his ferocious and energetic style of play, Dawkins was the unquestioned leader of the Eagles defense for 13 seasons. An eight-time Pro Bowler, Dawkins finished his Eagles career in 2008 as the franchise's all-time leader in games played (183) and interceptions (34). A second round pick out of Clemson in 1996, Dawkins was recognized as a member of the NFL's All-Decade Team of the 2000s, was voted the starting safety on the Eagles 75th Anniversary Team by the fans and was a five-time All-Pro selection. A self-proclaimed "free-lance safety", he helped redefine the safety position, notching 26 sacks and 37 forced fumbles in his career, becoming one of five players in NFL history to record at least 30 interceptions and 20 sacks in a career. He was born on October 3, 1973 in Jacksonville, FL.



**RON JAWORSKI**

**QUARTERBACK**

**Eagles Career:** 1977-86  
**Eagles Hall of Fame Inductee:** 1992

After coming to the Eagles in a 1977 trade with the LA Rams, Jaworski enjoyed a stellar 10-year career in Philadelphia. He set seven passing records, including career marks for completions (2,088), TDs (175), and yards (26,963). After leading the Eagles to the NFC title in 1980 and a berth in Super Bowl XV vs. the Raiders, the Youngstown State product earned a Pro Bowl selection and was named the NFL Player of the Year by UPI and the Maxwell Football Club. The durable Jaworski started 116 consecutive regular season games. Jaworski was born March 23, 1951 in Lackawanna, NY.



**HUGH DOUGLAS**

**LINEBACKER**

**Eagles Career:** 1998-2002, '04  
**Eagles Hall of Fame Inductee:** 2022

A first-round draft pick (16th overall) of the New York Jets in 1995, Douglas was acquired by Philadelphia in a trade during the 1998 offseason. As a member of the Eagles, he earned three consecutive trips to the Pro Bowl (2000-02) and a first-team All-Pro nod (2000). Douglas totaled three seasons with double-digit sacks, including a career-best 15 quarterback takedowns in 2000. After playing elsewhere in 2003, he returned to Philadelphia for his final NFL season in 2004, where he helped lead the team to Super Bowl XXXIX.




**JIM JOHNSON**

**DEFENSIVE COORDINATOR**

**Eagles Career:** 1999-2008  
**Eagles Hall of Fame Inductee:** 2011

One of the most innovative and successful defensive masterminds in NFL history, Johnson served as the team's defensive coordinator from 1999 until his passing in 2009. His aggressive style kept Philadelphia at or near the top of the NFL in nearly every major defensive category during his tenure. During his 10-year stay in Philadelphia, the Eagles earned seven playoff berths, five trips to the NFC Championship game and one Super Bowl appearance (following the 2004 season). A native of Maywood, Illinois, Johnson (born 5/26/41) played quarterback at Missouri, and tight end for the Bills. He went on to coach at the collegiate and professional level for 42 years.




**JIM GALLAGHER**

**EXECUTIVE**

**Eagles Career:** 1949-95  
**Eagles Hall of Fame Inductee:** 1995

An Eagles executive from 1949-95, Gallagher worked with 17 head coaches and for 12 owners, GMs, and team presidents. During that time, he saw the Eagles capture two NFL titles and one NFC crown. A graduate of Northeast Catholic HS and an Army veteran of the Korean War, he joined the Eagles in 1949 and was named personnel director in 1957. He went on to serve stints as director of public relations and director of sales and marketing before being named the club's director of alumni relations and traveling secretary in 1990. It was in that capacity that he served until retiring on August 1, 1995.



**SETH JOYNER**

**LINEBACKER**

**Eagles Career:** 1986-93  
**Eagles Hall of Fame Inductee:** 2018

Seth Joyner, who was named NFL Defensive Player of the Year by *Sports Illustrated* in 1991, played linebacker for eight seasons in Philadelphia (1986-93), where he was a three-time All-Pro selection (1991-93) and two-time Pro Bowler (1991, 1993). Joyner is the only player in Eagles history to record at least 35 sacks and 15 INTs and is one of just two players in team history with 20 forced fumbles, joining Pro Football Hall of Fame inductee Brian Dawkins (32). Joyner was originally selected by the Eagles in the 8th round (208th overall) of the 1986 NFL Draft. In 120 games with the Eagles, he totaled 875 tackles, 37.0 sacks, 17 INTs, 21 FF, 8 FRs and 5 defensive TDs.




**BILL HEWITT**

**END**

**Eagles Career:** 1936-39, 1943  
**Eagles Hall of Fame Inductee:** 1987  
**Pro Football Hall of Fame Inductee:** 1971

Hewitt was the first player to be named All-NFL with two different teams - the Bears (1933, '34, '36) and Eagles (1937). Nicknamed "Stinky," Hewitt is known for pitching a lateral to Bill Karr for the touchdown that won the 1933 NFL Championship game for the Bears. He also was credited with inventing many trick plays. Hewitt, who played without a helmet until a rule change forced him to wear headgear, was born October 8, 1909, in Bay City, MI. He died in an automobile accident on January 14, 1947, at the age of 37.






**SONNY JURGENSEN**

QUARTERBACK

Eagles Career: 1957-63  
 Eagles Hall of Fame Inductee: 1987  
 Pro Football Hall of Fame Inductee: 1983

Despite spending the final 10 years of his career with Washington, Jurgensen is remembered as one of the best quarterbacks ever to wear an Eagles uniform. A 4th-round draft pick of the Eagles in 1957, Jurgensen backed up another Hall of Fame quarterback, Norm Van Brocklin, on the 1960 NFL Championship team. The following year the rifle-armed redhead took over as the starting signal caller and threw a then-club record 32 TD passes.




**OLLIE MATSON**

HALFBACK

Eagles Career: 1964-66  
 Eagles Hall of Fame Inductee: 1987  
 Pro Football Hall of Fame Inductee: 1972

In his career with Chicago, Los Angeles, Detroit, and Philadelphia, Matson compiled some very impressive numbers – 12,844 combined net yards and 5,173 yards rushing. He was selected to five Pro Bowls and earned MVP honors for his effort in the 1956 Pro Bowl. Matson was traded to the Rams by the Chicago Cardinals for nine players in 1959. The speedy halfback was also a medal winner in track at the 1952 Olympics.



**TOMMY McDONALD**

WIDE RECEIVER

Eagles Career: 1957-63  
 Eagles Hall of Fame Inductee: 1988  
 Pro Football Hall of Fame Inductee: 1998

“If I had 11 Tommy McDonald’s on my team, I’d win a championship every year,” Vince Lombardi once said. The 5-9, 176 pounder dazzled fans with acrobatic receptions for 12 seasons and finished his career ranked 6th all-time in receptions (495), 4th in yards (8410), and 2nd in TDs (84). In 1960, he registered 13 TDs for the NFL Champion Eagles. Born July 26, 1934, in Roy, NM, he starred at Oklahoma. As a senior, he won the Maxwell Award as the nation’s top collegian.




**DONOVAN MCNABB**

QUARTERBACK

Eagles Career: 1999-2009  
 Eagles Hall of Fame Inductee: 2013

Selected by the Eagles with the second-overall pick of the 1999 NFL Draft, McNabb served as the field general during one of the most successful eras of Eagles football, leading the team to five NFC East division titles, five NFC Championship games and an appearance in Super Bowl XXXIX. The winningest quarterback in team history, McNabb finished his career as the franchise’s all-time leader in pass attempts (4,746), completions (2,801), yards (32,873) and touchdowns (216). He also became one of just four players in NFL history to amass 30,000 passing yards, 200 TD passes, 3,000 rushing yards and 20 rushing touchdowns in his career. A six-time Pro Bowler, McNabb was selected as the starting quarterback on the Eagles 75th anniversary team in a vote by the fans.




**WILBERT MONTGOMERY**

RUNNING BACK

Eagles Career: 1977-84  
 Eagles Hall of Fame Inductee: 1987

A 6th round pick out of Abilene Christian in 1977, Montgomery finished his Eagles career as the club’s all-time rushing leader in terms of yards (6,538) and attempts (1,465). His 194-yard effort in the 1980 NFC Championship Game victory over Dallas, including a 42-yd. TD on the Eagles second offensive play from scrimmage, will never be forgotten. In all, Montgomery scored 58 career TDs as an Eagle. Montgomery played in the Pro Bowl following the 1978 and 1979 seasons. He was born September 16, 1954 in Greenville, MS.




**EARL "GREASY" NEALE**

HEAD COACH

Eagles Career: 1941-50  
 Eagles Hall of Fame Inductee: 1987  
 Pro Football Hall of Fame Inductee: 1969

After coaching extensively on the collegiate level at Marietta, Washington and Jefferson (1922 Rose Bowl team), Virginia, and West Virginia, Neale broke into the NFL in 1941 and quickly turned the Eagles into contenders. He captured 3 straight Eastern Division crowns and back-to-back NFL championships in 1948 and 1949. He was recognized as a master of the T formation. From 1918-22, he was an outfielder with the Cincinnati Reds and the Philadelphia Phillies. Neale was born in Parkersburg, WV, on November 2, 1891.




**PETE PIHOS**

END

Eagles Career: 1947-55  
 Eagles Hall of Fame Inductee: 1987  
 Pro Football Hall of Fame Inductee: 1970

A member of the Eagles 1948 and 1949 championship teams, Pihos enjoyed a career that included six trips to the Pro Bowl and three straight seasons leading the NFL in receptions. He may best be remembered for his game-winning catch in the 1949 NFL Championship game vs. the Rams. A 3rd round draft choice by the Eagles out of Indiana in 1945, he caught 373 passes and 61 TDs during his career in Philadelphia. He was born on October 22, 1923 in Orlando, FL.




**MIKE QUICK**

WIDE RECEIVER

Eagles Career: 1982-90  
 Eagles Hall of Fame Inductee: 1995


One of the most graceful receivers ever to play the game, Quick became a fixture in the Pro Bowl, earning five consecutive trips to Hawaii from 1983-87. A former first round draft choice of the Eagles from North Carolina State in 1982, he etched his name into the team’s record books, ranking among the club’s all-time career and single-season receiving leaders in terms of catches (363), yards (6464), and TDs (61). He was born on May 14, 1959 in Hamlet, NC.





**MERRILL REESE**  
 RADIO PLAY-BY-PLAY ANNOUNCER  
 Eagles Career: 1977-present  
 Eagles Hall of Fame Inductee: 2016

Considered one of the most recognizable and influential figures in all of sports broadcasting, Merrill Reese has been the “Voice of the Eagles” since 1977. As the longest-tenured NFL play-by-play announcer at the time of his induction – which coincided with his 40th season in the radio booth – Reese has called many of the franchise’s most unforgettable moments and games alongside his colleague and fellow Eagles Hall of Fame inductee, Mike Quick. Reese has been honored as a two-time Pennsylvania Sportscaster of the Year by the National Association of Sportscasters and Sportswriters, Broadcaster of the Year by the Pennsylvania Association of Broadcasters and was inducted into the Pennsylvania Sports Hall of Fame. A graduate of Overbrook High School and Temple University, Reese began his career as a public affairs officer in the U.S. Navy.




**JON RUNYAN**  
 TACKLE  
 Eagles Career: 2000-2008  
 Eagles Hall of Fame Inductee: 2021

A free agent signing of the Eagles in 2000, Jon Runyan was part of a formidable offensive line from 2000-2008. He helped lead the team to seven playoff appearances, five division title, five conference championship games, and an appearance in Super Bowl XXXIX. Selected in the fourth round (109th overall) by the Houston Oilers in the 1996 NFL Draft, Runyan started all 144 games in which he played in Philadelphia, marking the fifth-best consecutive games played streak in franchise history at the time of his induction. The 14-year vet was a Pro Bowl selection in 2002 after being part of an offense that set a then-team record 415 points scored.




**PETE RETZLAFF**  
 END  
 Eagles Career: 1956-66  
 Eagles Hall of Fame Inductee: 1989

Acquired off waivers from Detroit in 1956, Retzlaff converted from fullback to tight end and went on to earn Pro Bowl honors 5 times. He finished his career as the club’s all-time leader in receptions (452) and yards (7,412). A 22nd-round draft pick of the Lions in 1953, he scored 47 TDs in his career. In 1965, he earned the Washington Touchdown Club’s Pro Football Player of the Year Award and the Maxwell Club’s Bert Bell Award. Instrumental in founding the NFL Player’s Association, he served as the Eagles general manager from 1969-72. Retzlaff was born August 21, 1931 in Ellendale, ND.




**CLYDE SIMMONS**  
 DEFENSIVE END  
 Eagles Career: 1986-93  
 Eagles Hall of Fame Inductee: 2018

Clyde Simmons earned All-Pro and Pro Bowl honors in 1991 and 1992. He recorded 720 tackles, 76.0 sacks, 12 FFs, 10 FRs and 3 defensive TDs in 124 career games with the Eagles and ranks third on Philadelphia’s all-time sacks list, trailing only Pro Football Hall of Fame inductee Reggie White (124.0, 1985-92) and Trent Cole (85.5, 2005-14). Over a five-year span from 1988-92, Simmons ranked 2nd in the NFL with 63.0 sacks including a league-leading 19.0 in 1992.




**JIM RINGO**  
 CENTER  
 Eagles Career: 1964-67  
 Eagles Hall of Fame Inductee: 1987  
 Pro Football Hall of Fame Inductee: 1981

Jim Ringo entered the NFL with the Packers in 1953 and capped his career with 10 Pro Bowl selections to go along with two NFL Championships. Ringo, who started in a then NFL-record 182 straight games from 1954-67, played on Green Bay’s 1961 and 1962 NFL Championship teams. After an 11-year stint with the Packers, he spent his final four seasons in Philadelphia. Ringo was born Nov. 21, 1931 in Orange, NJ.



**JERRY SISEMORE**  
 TACKLE  
 Eagles Career: 1973-84  
 Eagles Hall of Fame Inductee: 1991

A first-round draft pick of the Eagles out of Texas in 1973 (3rd selection overall), Sisemore became a cornerstone of an offensive line that helped lead the Eagles to the playoffs five straight times, including the 1980 NFC Championship and a berth in Super Bowl XV. He ranks 5th all-time in franchise history in seasons (12) and games played (156). He started 127 consecutive games and was selected to the Pro Bowl following the 1979 and 1981 seasons. He was born on July 16, 1951 in Olton, TX.



**TRA THOMAS**  
 TACKLE  
 Eagles Career: 1998-2008  
 Eagles Hall of Fame Inductee: 2021

A first-round (11th overall) draft pick of the Eagles in the 1998 NFL Draft, Tra Thomas was part of an offensive line that helped pave the way to seven playoff appearances, five division titles, five conference championship games, and a berth in Super Bowl XXXIX. Thomas enjoyed a 12-year career, spending the first 11 years in Philadelphia during which he was selected to three Pro Bowls (2001, 2002, 2004). Thomas played in 166 games with the Eagles, starting all but one game. At the time of his induction, he had played in the second-most games in franchise history by an offensive lineman and the sixth-most games played by anyone in team history.



**JEREMIAH TROTTER**  
LINEBACKER

Eagles Career: 1998-2001, 2004-06, 2009  
Eagles Hall of Fame Inductee: 2016

Nicknamed the “Axe Man,” Jeremiah Trotter stood as a daunting presence in the middle of an Eagles defense that ranked among the NFL’s top-five defenses in fewest points allowed for three seasons (2000-01, 2004). Selected in the third round of the 1998 NFL Draft out of Stephen F. Austin, Trotter spent eight of his 11 seasons in Philadelphia where he totaled 1,065 tackles, 35 passes defended, 12.5 sacks, eight interceptions, eight forced fumbles and three fumble recoveries in 127 career regular-season and postseason games (106 starts). At the time of his retirement in 2009, the two-time All-Pro became one of only four Eagles linebackers in franchise history to have garnered four Pro Bowl berths. During his three separate stints in midnight green, the Eagles earned five playoff appearances, three NFC East crowns, an NFC Championship and a trip to Super Bowl XXXIX. The Texarkana, TX, native was a consensus All-American at Stephen F. Austin.



**DICK VERMEIL**  
HEAD COACH

Eagles Career: 1976-82  
Eagles Hall of Fame Inductee: 1994

The Eagles head coach from 1976-82, Vermeil will long be remembered as a workaholic, a perfectionist, and as a winner. A success at every level of coaching, from his first high school head coaching job in 1960, to a stint at UCLA in 1974-75 and with the Eagles, Vermeil attacked his profession with a degree of passion rarely seen. A native of Calistoga, CA, Vermeil coached the Eagles into the playoffs four consecutive times from 1978-81, including a trip to Super Bowl XV as NFC Champions in January of 1981.



**TROY VINCENT**  
CORNERBACK

Eagles Career: 1996-2003  
Eagles Hall of Fame Inductee: 2012

A five-time Pro Bowler and two-time All-Pro selection as an Eagle, Vincent spent eight seasons in Philadelphia, recording 28 interceptions, 10 forced fumbles, six fumble recoveries and one interception returned for a touchdown in 118 starts. In 2002, Vincent was a first team All-Pro Selection and also garnered the prestigious Walter Payton Man of the Year award for his work with the Troy Vincent Foundation, which provides educational and counseling services to troubled youth, among other organizations. His five Pro Bowl selections are tied for the most in team history as a cornerback and his 28 interceptions rank seventh all-time in team annals. Vincent was born on June 8, 1971, in Trenton, NJ.



**NORM VAN BROCKLIN**  
QUARTERBACK

Eagles Career: 1958-60  
Eagles Hall of Fame Inductee: 1987  
Pro Football Hall of Fame Inductee: 1971


Acquired in a 1958 trade with the LA Rams, Van Brocklin went on to quarterback the Eagles for three years. The fiery signal caller helped turn a last place Eagles into a NFL championship squad in 1960. This storybook ending would garner him the league’s MVP award and provide a fitting end to his playing career as he retired at the end of that season. An All-America selection at Oregon, he went on to participate in 10 Pro Bowls and throw for 23,611 yards and 173 TDs in 12 seasons. He was born March 15, 1926 in Eagle Butte, SD.



**STAN WALTERS**  
TACKLE

Eagles Career: 1975-83  
Eagles Hall of Fame Inductee: 1991


A 9th round draft pick of the Bengals out of Syracuse in 1972, Walters joined the Eagles via trade in 1975. He went on to play in 122 consecutive regular and post-season games for Philadelphia at left tackle and anchored the team’s offensive line during the late 1970s and early 1980s. A key member of the 1980 NFC championship squad that participated in Super Bowl XV, he was honored by his peers following the 1978 and ‘79 seasons when he was selected to the Pro Bowl. He was born May 27, 1948 in Rutherford, NJ.



**STEVE VAN BUREN**  
HALFBACK

Eagles Career: 1944-51  
Eagles Hall of Fame Inductee: 1987  
Pro Football Hall of Fame Inductee: 1965


The Eagles first round draft choice (5th overall) out of LSU in 1944, Van Buren signed his first contract (\$4,000) with a team that had never finished above 4th place. Three straight division titles and back-to-back NFL Championships (1948 & 1949), he cemented his place as one of the most talented backs ever. Nicknamed “Wham-Bam” for his quick and punishing running style, he captured the NFL rushing title four times. In the 1948 title game vs. the Cardinals, he scored the game’s only TD in a blinding snowstorm. A year later, he waded through mud and torrential rains in the Los Angeles Coliseum to rush for 196 yards vs. the Rams in the title game. His 205 yards rushing vs. Pittsburgh in 1949 is a club record. He finished his career with 5,860 rushing yards and 77 TDs. A 5-time all-pro, he was selected to the NFL’s 75th Anniversary Team in 1994. Born December 28, 1920, in LaCeiba, Honduras.



**BOBBY WALSTON**  
WIDE RECEIVER/TIGHT END

Eagles Career: 1951-62  
Eagles Hall of Fame Inductee: 2019

A two-time Pro Bowler and member of the NFL 1950s All-Decade Team, Walston was one of the league’s most unique talents, excelling at WR and TE while also serving as the team’s placekicker throughout his 12-year career in Philadelphia. From 1951-62, he led the NFL in points scored (881, 2nd-most in franchise history) and ranked 4th in receptions (311), 5th in receiving yards (5,363) and 6th in receiving TDs (46). His 25-point performance at Washington on October 17, 1954 still stands as the Eagles’ single-game scoring record.




**BRIAN WESTBROOK**

**RUNNING BACK**

**Eagles Career:** 2002-09

**Eagles Hall of Fame Inductee:** 2015

A multi-threat back armed with exceptional playmaking abilities, Westbrook finished his Eagles career as the franchise’s all-time leader in total yards from scrimmage (9,785). During his time in Philadelphia, the two-time Pro Bowler and first-team AP All-Pro selection helped guide the club to four NFC East crowns, four NFC Championship appearances and a berth in Super Bowl XXXIX. Westbrook is widely remembered for his iconic, game-winning 84-yard punt return touchdown at Giants Stadium in October 2003, best known as the “Miracle at the Meadowlands II.” Upon his retirement, he became one of only six players in NFL history with 30+ rushing touchdowns (41) and 30+ receiving touchdowns (30) in his career. Born on September 2, 1979, Westbrook was a consensus All-American and a two-time A-10 Offensive Player of the Year at Villanova University.



**ALEX WOJCIECHOWICZ**

**CENTER**

**Eagles Career:** 1946-50

**Eagles Hall of Fame Inductee:** 1987

**Pro Football Hall of Fame Inductee:** 1968

A two-time All-America selection at Fordham where he was the center on the famed ‘Seven Blocks of Granite’ line, Wojciechowicz was the Lions top draft pick in 1938. One of football’s original “iron men,” he joined the Eagles in 1946 as a linebacker and helped the Eagles capture back-to-back NFL championships in 1948 and ‘49. Born August 12, 1915, in South River, NJ, he organized the NFL Alumni Association.

**NFL CHAMPIONSHIP TEAMS**

1948 & 1949

**Eagles Hall of Fame Inductee:** 1999

No NFL team before or since ever posted consecutive shutouts in championship play. No NFL team can claim to be more dominant over a two-year period. The Eagles won back-to-back NFL Championships in 1948 and 1949, first shutting out the Chicago Cardinals, 7-0, and then blanking the Los Angeles Rams, 14-0. Under legendary head coach Greasy Neale, Philadelphia finished the 1948 regular season with a 9-2-1 record and took on the Cardinals in the championship game with a foot of snow covering Shibe Park. RB Steve Van Buren scored the game’s only touchdown on a 5-yard TD run, while the defense limited the Cards to just 6 total first downs. The Eagles continued their dominance in 1949 with an 11-1 record in the regular season and a victory over the Rams in the championship game on a rain-soaked Los Angeles Coliseum field. Van Buren again led the Eagles as he rumbled for 196 yards on 31 carries. In those two seasons, the Eagles outscored their opposition 761-290. They were lovingly called “the duffel-bag dynasty.” Many players were young men who had served their country in World War II and returned home trying again to settle into a regular life.



**REGGIE WHITE**


**DEFENSIVE END**

**Eagles Career:** 1985-92

**Eagles Hall of Fame Inductee:** 2005

**Pro Football Hall of Fame Inductee:** 2006

Nicknamed the “Minister of Defense,” White is the club’s all-time leader in sacks with 124 in just 121 games, including a team-record 21 in 1987. White earned seven Pro Bowl appearances during his eight-year stint with the Eagles, who signed him after a two-year stint with Memphis of the USFL. White earned NFL Defensive Player of the Year honors in 1987 and 1991. He was named to the NFL’s All-Decade Teams of the 1980 and 1990s, the 75th Anniversary Team, and was voted first-team All-Pro 10 times in his 15-year career with the Eagles, Packers and Panthers. He was born on Dec. 19, 1961 in Chattanooga, TN. He died December 26, 2004 at the age of 43.



**AL WISTERT**

**TACKLE**

**Eagles Career:** 1944-51

**Eagles Hall of Fame Inductee:** 2009

During his nine-year career in Philadelphia, Wistert earned NFL All Pro honors an amazing eight times as a dominant force on the Eagles offensive line. Wistert was a member of the Eagles back-to-back NFL championship teams in 1948-49 and played in the first-ever Pro Bowl in 1951. He played in 95 games with the Eagles as a two-way player. His jersey # 70 was retired by the team in 1952. Wistert was a 5th round draft pick from Michigan in 1943. He was born December 28, 1920 in Chicago, IL.





**1933** — Frankford Yellowjackets' franchise in the NFL awarded to syndicate headed by Bert Bell and Lud Wray for \$2500. Club christened "Eagles" in honor of the symbol of the New Deal's National Recovery Act. Eagles and Chicago Bears play in Philadelphia's first Sunday game (Nov. 12) at Baker Bowl. Game ends in a 3-3 tie.

**1935** — General manager Bert Bell proposes an annual college draft to equalize talent in the league. Proposal is adopted on May 19 for the 1936 season.

**1936** — Eagles have first choice in the inaugural college draft and select University of Chicago back Jay Berwanger but fail to sign him. Bell becomes sole owner of the team with \$4,000 bid. Playing site for home games moves from Baker Bowl to Municipal Stadium.

**1939** — Davey O'Brien, Texas Christian's All-America quarterback, signs with the Eagles for a reported \$12,000 per year salary and percentage of the gate. O'Brien plays in every game and sets NFL passing yardage record with 1,324 yards. On October 22, the Eagles play in the first televised pro football game and fell to the host Brooklyn Dodgers, 23-14, at Brooklyn Ebbets Field. Allan "Skip" Walz broadcasts the game for NBC from Ebbett's field to the approximate 1,000 TV sets then in Brooklyn.

**1940** — Home playing site switches from Municipal Stadium to Shibe Park (later known as Connie Mack Stadium). Pittsburgh owner Art Rooney buys half interest in the Eagles after selling the Steelers franchise to Alexis Thompson of New York, a 30-year old heir to a six million fortune in steel stocks.

**1941** — Bell and Rooney swap franchises with Thompson, Rooney returning to Pittsburgh and Thompson taking over the Eagles. Bert Bell joins Rooney as a full-time partner in Pittsburgh. Thompson hires Earl (Greasy) Neale as head coach of the Eagles.

**1943** — Eagles merge with Pittsburgh Steelers to form the "Steagles" due to manpower shortage during World War II. Merger dissolved at end of season.

**1944** — First draft choice Steve Van Buren debuts as Eagles' halfback. Team finishes in second place with 7-1-2 record.

**1945** — Team again finishes in second place with 7-3 record and leads league in scoring with 272 points. Van Buren leads NFL with 838 rushing yards and 110 points.

**1946** — Team finishes second for third straight year with 6-5 record.

**1947** — Rookie end Pete Pihos, Van Buren, and Bosh Pritchard combine with an overpowering defense to lead Philadelphia into the NFL championship game for the first time but the Chicago Cardinals earn the NFL title with a 28-21 victory at icy Comiskey Park.

**1948** — Eagles win their first NFL championship, defeating the Chicago Cardinals, 7-0, in a blinding snowstorm at Shibe Park.


**1949** — Thompson sells the team to 100 buyers, each of whom paid \$3,000 for one of the 100 shares. They were called the "Happy Hundred" or the "100 Brothers." Their leader was James P. Clark, a Philadelphia sportsman and business executive, and the 100 investors included some of the leading names in Philadelphia business, government and politics, including Leonard Tose. Vince McNally is named general manager. University of Pennsylvania All-America C/LB Chuck Bednarik is a 1st round draft choice. The Eagles win their 3rd straight Eastern Division title and defend their NFL championship with a 14-0 win over the Los Angeles Rams.

**1950** — In Greasy Neale's final season as the Eagles' head coach, they finish tied for third in the American Conference with a 6-6 mark.

**1951** — Alvin (Bo) McMillan replaces Greasy Neale as head coach. McMillan be-



1934 Eagles



1940 Eagles



1949 Champions

comes ill the night before the season opener and is replaced by Wayne Millner. End-placekicker Bobby Walston is named rookie of the year.

**1952** — Jim Trimble succeeds Wayne Millner as head coach. Team rides strong defense to 7-5 second place finish.

**1953** — Bobby Thomason and Adrian Burk combine to pass for a league-high 3,089 yards. Pete Pihos catches 63 passes for 1,049 yards and 10 touchdowns to lead league. Eagles finish in second place and snap Cleveland's 11-game winning streak with 42-27 win in season finale.

**1954** — Bobby Walston leads league in scoring with 114 points. Eagles finish second for third consecutive year with second straight 7-4-1 record.

**1955** — Pihos again leads all NFL pass receivers with 62 catches for 864 yards. Joseph A. Donoghue, Eagles' vice president/secretary, is elected assistant treasurer of the NFL.

**1956** — Hugh Devore replaces Jim Trimble as head coach.

**1957** — Rookie QB Sonny Jurgensen highlights a 4-8 season by passing Eagles to a 17-7 upset of the NFL Eastern Division Champion Cleveland Browns.

**1958** — Buck Shaw signs as head coach replacing Hugh Devore. Eagles acquire quarterback Norm Van Brocklin in trade with Los Angeles. Team moves home games from Connie Mack Stadium to University of Pennsylvania's Franklin Field and attendance almost doubles.

**1959** — With Pete Retzlaff and Tommy McDonald his chief targets, Norm Van Brocklin passes Eagles to 7-5 record and second place tie with Cleveland.

**1960** — QB Norm Van Brocklin and Chuck Bednarik, who plays 60 minutes at center and linebacker, pace the Eagles to their first Eastern Division title in 11 years. The Birds then win their third NFL championship with a come-from-behind 17-13 victory over Green Bay at Franklin Field. Van Brocklin, the league's MVP, and head coach Buck Shaw both announce their retirements at the end of the season.

**1961** — Nick Skorich is named head coach and Sonny Jurgensen takes over as the starting quarterback. Despite Jurgensen's record-setting season as a passer and a 10-4 record, the Eagles fail to repeat as division champions.

**1962** — Injuries in unprecedented numbers hit Eagles as the team wins only three games and falls to last place.

**1963** — RB Timmy Brown sets a then NFL record for total offense (2,436 yards; 841 rushing, 487 receiving, 11 passing, 945 kickoff returns, and 152 punt returns) in a season. With the club's 91 outstanding shares now held by 65 stockholders, club president Frank L. McNamee said it would be put up for sale with an asking price of 4,500,000. Jerry Wolman, a 36-year old builder and self-made millionaire from Washington outbid Philadelphia businessman Jack Wolgin and became the new owner. The sale price was \$5,505,000.


**1964** — Former Chicago Cardinals and Washington coach Joe Kuharich signs as head coach and begins a series of major trades to rebuild the club.

**1966** — After extensive roster changes, the Eagles finish 9-5 for their first winning season in five years.

**1967** — Quarterback Norm Snead and flanker Ben Hawkins set team passing and receiving records, respectively, but injuries to other key players contribute to a disappointing 6-7-1 record and a second place finish.

**1969** — After Wolman's empire fell into serious financial trouble, a bankruptcy referee in U.S. District Court in Baltimore oversees the team's sale to Leonard Tose, a millionaire trucking executive. The price was a reported \$16.1 million, at the time a record price for a professional sports team. Tose names former Eagles' receiving great Pete Retzlaff as general manager and Jerry Williams as head coach.

**1971** — The Eagles leave Franklin Field for a new home at Veterans Stadium. After three consecutive crushing losses at the beginning of the season, assis-



1960 Eagles





tant Ed Khayat replaces Jerry Williams (who had led the club to only a 3-10-1 mark in 1970) as head coach.

**1972** — After a stormy 2-11-1 season, Tose accepts general manager Retzlaff's resignation and releases the entire coaching staff. A bright spot, however, is Harold Jackson who leads the NFL in receptions and receiving yards (62-1,048).


**1973** — Under new coach Mike McCormick and new quarterback Roman Gabriel, the Eagles have an exciting offensive season but can muster only a 5-8-1 record. In his first year as a full-time receiver, Harold Carmichael becomes the second consecutive Eagle to lead the NFL in receptions (67).

**1974** — Under newly appointed general manager Jim Murray, the Eagles trade with Cincinnati and acquire LB Bill Bergey. Bergey bolsters the defense and wins Pro Bowl honors along with TE Charle Young, who becomes the 3rd consecutive Eagle to lead the league in receptions (63).

**1976** — After a 4-10 season in 1975, Tose appoints 39-year old Dick Vermeil of UCLA as head coach but the Birds again earn a 4-10 mark.

**1977** — QB Ron Jaworski is obtained from the Los Angeles Rams in exchange for the rights to TE Charle Young. Bill Bergey, keying the newly-installed 3-4 defense of coordinator Marion Campbell, wins all-pro and all-conference honors and is selected to play in his third Pro Bowl.

**1978** — The Eagles post a 9-7 record, their first winning season since 1966, and make the playoffs for the first time since 1960. They lose the NFC Wild Card playoff game in Atlanta, however,



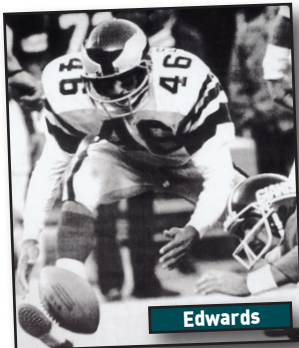
Jaworski and Vermeil

14-13 as the Falcons score two 4th-quarter TDs and Eagles' Mike Michel misses a 34-yard FG try with 1:34 to play. Wilbert Montgomery, in his first starting season, rushes for 1,220 yards to become the first Eagle since Steve Van Buren to surpass 1,000 in a season. CB Herman Edwards provided the "Miracle of the Meadowlands" when he scooped up a fumbled handoff from Joe Pisarcik to Larry Csonka and raced 26 yards for the winning TD with 20 seconds left to play before a stunned Giants Stadium crowd.

**1979** — With an 11-5 regular season record — their best since 1961 — the Eagles tie Dallas for first place in the NFC East and go to the playoffs as a wild card team. After beating Chicago, 27-17, in the Wild Card Game, the Birds are upset at Tampa Bay, 24-17 in a divisional playoff round. Wilbert Montgomery sets a club record with 1,512 rushing yards, and Harold Carmichael sets a then NFL record on Nov. 4, catching a pass in his 106th consecutive game. Rookie barefoot kicker Tony Franklin boots the second longest FG in NFL history — 59 yards — in a 31-21 victory at Dallas. Dick Vermeil is voted NFL coach of the year.

**1980** — The Eagles win 11 of their first 12 games and go on to a 12-4 mark and the NFC East championship. The Birds trounce Minnesota

31-16, in the divisional playoff round and then upend Dallas, 20-7 at Veterans Stadium, to win the NFC title and a berth in Super Bowl XV. The Oakland Raiders prevail in that game, however, 27-10. Ron Jaworski leads the NFC with a 90.9 passing rating while throwing for 3,527 yards and 27 touchdowns. He is named NFL player of the year by the Maxwell Football Club and NFC player of the year by UPI. Harold Carmichael's then-record NFL receiving streak is snapped at 127 games when he fails to catch a pass in the regular season finale at Dallas after sustaining a back injury in the first half.



Edwards

**1981** — After building a 6-0 record early in the season, the Birds struggle in their final eight games, post a 10-6 record and appear in the playoffs for the fourth consecutive year but are upset at home in the NFC Wild Card Game by the NY Giants, 27-21. The Birds' defense ranks first in the NFL in fewest yards allowed (4,447) and fewest points allowed (221). Harold Carmichael enjoys the

third 1,000-yard receiving year of his career and Wilbert Montgomery rushes for 1,402 yards.

**1982** — An NFL players' strike takes place after two games and stops play for eight weeks. When play resumes on November 21, the long layoff hurts the Eagles. After splitting their first two games of the season, the Birds come back from the strike to lose four in a row and miss the playoffs for the first time since 1977. A 24-20 Eagles' victory at Dallas on December 26 is the last victory in the Philadelphia career of head coach Dick Vermeil, who resigns shortly following the season after compiling a 55-51-0 overall record.



Montgomery

**1983** — Marion Campbell replaces Dick Vermeil as head coach after six seasons as the Eagles' defensive coordinator. Owner and president Leonard Tose announces in January that his daughter, Susan Fletcher, the Eagles' vice president and legal counsel, would eventually succeed him as primary owner of the Eagles. After winning four of their first six games, the Eagles become mired in a seven-game losing streak and finish with a 5-11 record. The Birds' offense is highlighted by first-team all-pro and AFC-NFC Pro Bowl selection Mike Quick, who leads the league and sets club records with 1,409 yards receiving on 69 catches.

**1984** — After a 1-4 start, the Eagles post a 5-5-1 record over their final 11 games. Philadelphia's swarming defense sets a then club record of 60 quarterback sacks. Wilbert Montgomery establishes the Eagles' career rushing record for yards (6,538) and attempts (1,465) surpassing the marks set by Pro Football Hall of Famer Steve Van Buren from 1944-1951. Kicker Paul McFadden establishes an Eagles' season scoring record with 116 points (tops among rookies), surpassing Bobby Walston's 30-year mark of 114, and is named NFC rookie of the year. Ron Jaworski suffers a broken leg at St. Louis in week 13, snapping his streak of 116 consecutive starts (believed to be an all-time record for NFL QBs).

**1985** — On March 12, Leonard Tose, the Eagles' owner since 1969, announces an agreement to sell the team to Norman Braman and Ed Leibowitz, highly successful automobile dealers from Florida for a reported \$65 million. After obtaining the approval of the other NFL owners and fulfilling the terms of the transaction, Braman officially becomes the Eagles' new owner on April 29. That same day, Braman elevates Harry Gamble, general manager since February 4, to vice president-general manager overseeing day-to-day operations of the club. All-time Eagles' rushing leader Wilbert Montgomery does not report to training camp and is traded to Detroit for LB Garry Cobb in preseason. The Eagles again overcome a 1-4 start, but fall off the pace and finish 7-9. Head coach Marion Campbell is released on December 16, and Fred Bruney takes over as interim head coach for final game at Minnesota.


**1986** — Buddy Ryan, defensive coordinator of the Chicago Bears' Super Bowl XX Champions, is named the 17th head coach in Eagles' history on January 29. On July 16, Norman Braman becomes the sole owner of the team, purchasing the remaining 35 percent from his brother-in-law Ed Leibowitz. Harry Gamble is promoted to president-chief operating officer. Ryan makes sweeping changes in the Eagles' roster, keeping young players and releasing several veterans. The youthful Birds struggle to a 5-10-1 record against the toughest schedule in the league. The Birds place two players on the AFC-NFC Pro Bowl roster: WR Mike Quick and DE Reggie White. White ties a Pro Bowl record with 4 sacks and is named MVP of the game.

**1987** — In March, Ron Jaworski, who set nearly every club passing record from 1977-1986, is put on waivers after the club decides not to guarantee his contract. The Eagles split their first two games of the season before the NFL was beset by a players strike. After all games of Week 3 were cancelled, the NFL resumed play with replacement teams for the next three weeks. The Birds replacement team goes 0-3 and sets the stage for a surge by the regular players when they return to work. Philadelphia's regulars proceed to win three straight after the strike and move into a tie for 2nd place in the NFC East. They



go on to finish 7-8 overall (7-5 in non-strike games) and due to a tie-breaking system, rank 4th in the NFC East behind Dallas and St. Louis who also posted 7-8 marks. Offensively, WR Mike Quick earns his fifth consecutive trip to the AFC-NFC Pro Bowl while QB Randall Cunningham (Pro Bowl 1st alternate) emerges as a rising talent. Cunningham threw 23 TD passes and became the first QB to lead his team in rushing (505 yards) since the Bears' Bobby Douglas did so in 1972. The defense was led by DE Reggie White, who was named the NFL's defensive player of the year. White's 21 sacks set an NFC record and fall one shy of the NFL mark.


**1988** — The Eagles post the NFL's best mark (6-1) over the final seven weeks of the regular season en route to a 10-6 record and the NFC Eastern division title. But their playoff fate is not sealed until moments after the conclusion of their 23-7 victory at Dallas in week 16. It is then that NY Jets' QB Ken O'Brien throws a TD pass to Al Toon to defeat the Giants and ensure the division title for the Eagles. Philadelphia then travels to Chicago for an NFC divisional playoff game against the Bears and a place in NFL history. The game, which begins in sunny, 29 degree weather, would later be dubbed "The Fog Bowl," after a thick fog rolls off Lake Michigan late in the 2nd quarter. Due to the fog, visibility on the playing field was extremely difficult and the Bears prevail, 20-12. The shining season included the selection of QB Randall Cunningham, DE Reggie White and TE Keith Jackson as starters in the Pro Bowl. Cunningham also wins the Maxwell Football Club's Bert Bell Award as the NFL's top player. White leads the NFL in sacks for the second consecutive year and Jackson sets an Eagles' receiving record with 81 catches en route to earning rookie of the year honors from The Sporting News.



Ryan

**1989** — The Eagles used an aggressive, ball-hungry defense — which led the NFL in takeaways (56) and interceptions (30), and set a team record with 62 QB sacks — to finish 11-5. Philadelphia, however, finished second to the Giants in the NFC East (despite two victories in head-to-head competition) and faced the LA Rams in the Wild Card playoff. Although playing a post-season game at Veterans Stadium for the first time since 1981, the Birds fell 21-7. QB Randall Cunningham posted similar numbers to his superb '88 campaign despite missing receivers Mike Quick and Keith Jackson for most of the season due to injuries. A deeper loss came on Dec. 9, when quarterback coach Doug Scovil passed away. The second alternate to the Pro Bowl, Cunningham started for the NFC squad when injuries kept the other QBs from playing. CB Eric Allen led the NFC in interceptions with 8.

**1990** — In February, Buddy Ryan hired Rich Kotite as offensive coordinator to improve the Eagles' sluggish attack. At season's end, the offense led the NFL in rushing (2,556) and the NFC in scoring (396) and TD passes (34). The defense led the NFL in stopping the run thereby making the Birds the first team to lead the league in both rushing categories since Chicago did so in 1985. A 10-6 record put Philadelphia in the playoffs once again, but the Eagles suffered their third opening round defeat in as many seasons. The 20-6 Wild Card loss to Washington signaled an end to the five-year Ryan era. Randall Cunningham flourished with 30 TD passes and 942 rushing yards, while rookie WRs Calvin Williams and Fred Barnett combined for 17 TDs.




Cunningham

**1991** — On January 8th, team owner Norman Braman opted not to renew the contract of Buddy Ryan, the Eagles' head coach since 1986. On the same day, Braman promoted then-offensive coordinator Rich Kotite, making him the 18th head coach in club history. They opened with a 3-1 mark, their best start since 1981, despite having lost QB Randall Cunningham for the year due to a knee injury suffered at Green Bay on opening day. After coming on to lead the Eagles to their solid start, backup QB Jim McMahon was also injured in game 5. With McMahon sidelined, the Birds suffered through a four-game skid. By midseason, Philadelphia had used five quarterbacks in eight games and

seen its record sink to 3-5. The Eagles regrouped, however, and surged into contention for a playoff spot with a six-game winning streak (the club's longest since the start of '81) that upped their record to 9-5. But a loss at home to Dallas in game 15 ended Philadelphia's playoff hopes. The defense finished the season ranked #1 in the NFL in terms of fewest yards allowed overall, vs. the run, and vs. the pass. As such, the Birds became only the fifth club in NFL history and the first since 1975 to accomplish this rare triple. In addition, the Eagles' defense led the NFL in sacks and fumble recoveries and tied for the league lead in takeaways. Five members of that defensive unit represented the Eagles in the AFC-NFC Pro Bowl — DEs Reggie White and Clyde Simmons, DT Jerome Brown, and LB Seth Joyner were selected as starters while CB Eric Allen also made the NFC squad. The selection of White, Simmons, and Brown marked only the sixth time in NFL history that three defensive linemen from one team were elected to the Pro Bowl.

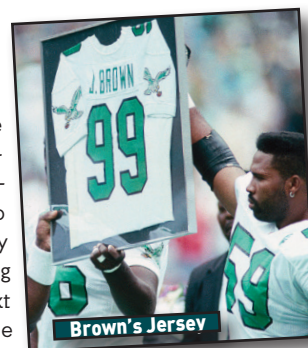
**1992** — The Eagles were dealt a huge blow before the season even began as all-pro defensive tackle Jerome Brown was killed in an automobile accident on June 25th in his hometown of Brooksville, FL. The tragedy overshadowed the promise of the upcoming season which included the return of QB Randall Cunningham - out almost the entire '91 season with a knee injury - as well as the addition of RB Herschel Walker whom the Eagles acquired as a free agent just three days before Brown's death. They finished second in the NFC East with an 11-5 record and returned to the playoffs, earning a Wild Card victory over the Saints before dropping a Divisional Playoff to the eventual Super Bowl champion Dallas Cowboys. The win over the Saints was the team's first postseason victory since 1981 and its first road playoff conquest since 1949. Off the field, a September 24th ruling by U.S. District Judge David Doty paved the way for free agency in the NFL by finding the league's "Plan B" policy in violation of federal antitrust laws and provided the four plaintiffs in the suit with an opportunity to sign with another club. Among those four was Eagles TE Keith Jackson, who four days later inked a deal with the Miami Dolphins.



1990s Eagles

**1993** — In January, the NFL and the Players Association signed a Collective Bargaining Agreement, a 7-year deal that would institute a form of limited free agency to replace the "Plan B" system. The most prominent NFL player affected by the settlement was the Eagles' all-time sack leader Reggie White, who went on to sign with the Green Bay Packers on April 5th. On the field, the Eagles produced an 8-8 record. After a flying start in which the Birds jumped out to a 4-0 record on the strength of three consecutive dramatic come-from-behind wins, season-ending injuries to QB Randall Cunningham, WR Fred Barnett and others were followed by a six-game losing streak (their worst skid since '83). Nonetheless, backup QB Bubby Brister led them to wins in 4 of their final 6 contests, a stretch that kept them in the playoff hunt until the final week of the season.

**1994** — A new chapter in Eagles history began on April 6th when Norman Braman, the team's owner since 1985, reached an agreement in principle to sell the franchise to Jeffrey Lurie, a Boston native and president of a Hollywood-based movie production company. Once NFL owners voted to approve the sale on May 6th, Lurie officially took over the club on May 17. Despite losing the opener, the Eagles won 7 of their next 8 games, including a 40-8 thumping of the eventual Super Bowl champion 49ers. However, they lost their final 7 games and finished out of the playoffs. Two days after the season, Rich Kotite's 4-year reign as head coach ended. Herschel Walker became the first player in league history to record a 90-plus yard run, reception, and kickoff return in a single season. Only one other player - Bobby Mitchell - had previously recorded that trifecta in a career. With back-to-



Brown's Jersey





back 100-yard rushing performances, rookie RB Charlie Garner became only the 7th back in NFL history to top the century mark in his first two contests. DE William Fuller, a free agent acquisition from Houston, notched at least one sack in 7 straight games and broke the club record of 6 shared by Reggie White and Clyde Simmons.

**1995** — On February 2, Jeffrey Lurie named 49ers defensive coordinator Ray Rhodes as the 19th head coach in team history. Eleven months and a playoff victory later, that decision resulted in NFL coach of the year honors. Rodney Peete took over at QB after a 1-3 loss and led them to 9 wins in their final 12 games. RB Ricky Watters, one of the NFL's most prominent free agent acquisitions of the year, combined with Charlie Garner to give Philadelphia the league's 4th best rushing attack. In the postseason, the Eagles routed the favored Detroit Lions, 58-37, in a Wild Card game. A week later, they bowed out to the eventual Super Bowl champion Cowboys. At season's end, Watters, DE William Fuller (an NFC-high 13 sacks), and LB William Thomas (7 INTs) went to the Pro Bowl. Off the field, Lurie and his wife, Christina, oversaw the formation of Eagles Youth Partnership (EYP). The charitable wing of the Eagles, EYP was formed in order to improve the quality of life and enhance opportunities for children in the Greater Philadelphia region.

**1996** — For the second consecutive year the Eagles compiled a 10-6 regular season record and earned a playoff berth. As such, Ray Rhodes became the first coach to lead the Eagles into the playoffs in each of his first two seasons at the helm. In the NFC Wild Card game, however, the Eagles fell, 14-0, to San Francisco in a rain-drenched 3Com Park. For the third time in six seasons, the Eagles lost their starting QB to injury early on as Rodney Peete ruptured a tendon in his right knee vs. Dallas. Ty Detmer led the Birds to four straight wins and teamed with WR Irving Fryar and RB Ricky Watters to fuel the conference's #1 offense (351.7 yds/game). Watters earned a Pro Bowl berth with personal bests in rushing atts. (353), rushing yards (1,411), TDs (13), and total yards from scrimmage (a league-leading 1,855). DE William Fuller led the team with 13 sacks en route to his 3rd straight Pro Bowl. MLB James Willis' interception in the end zone in the final moments of game 9 at Dallas sealed a big win. Willis' theft off QB Troy Aikman and subsequent lateral to CB Troy Vincent resulted in a 104-yard TD return.

**1997** — After a 4-6 start clouded the club's shot at the post-season, the Eagles turned to 2nd-year QB Bobby Hoying. A 2-0-1 record in his first three starts brought them back into contention, but ended the year with a 6-9-1 record. Injuries plagued the club as 42 different players started, including three different QBs (Ty Detmer, Rodney Peete and Hoying). Irving Fryar posted 86 receptions and Ricky Watters became the first Eagle to top the 1,000-yard rushing plateau in three consecutive years. The defense's most memorable performance came in a win vs. Green Bay as they held the Pack without a TD, snapping a string of 85 games (incl. playoffs) in which they had scored a TD.

**1998** — A disappointing 3-13 season led to the dismissal of head coach Ray Rhodes on December 28th, one day after the season finale. The Eagles started 0-5 before posting their first win. Duce Staley became the first Eagle draft pick to top the 1,000-yd. rushing plateau since Wilbert Montgomery (1981). On defense, the Eagles procured DE Hugh Douglas in a trade with the Jets. Douglas led the Eagles with a career-high 12.5 sacks, including a club-tying record of 4.5 at San Diego.

**1999** — Former Green Bay quarterback coach Andy Reid was named head coach on January 11th. Three months later, the club used the 2nd overall draft choice to select QB Donovan McNabb, one of the most accomplished athletes to ever come out of Syracuse. Their 2-7 start prompted Reid to insert McNabb into the starting lineup for six of the final seven contests. In his first start on Nov. 14th vs. Washington, McNabb sparked the Eagles to a 35-28 win over Washington. RB Duce Staley garnered his second straight 1,000-yd. rushing season and accounted for a NFL-best 41% of his team's offense. New defensive coordinator Jim Johnson turned up the heat as his troops accounted for a league-best 46 take-aways, including 28 interceptions (3rd in NFL), five of

which were returned for TDs (a team record). FS Brian Dawkins and CB Troy Vincent earned their first Pro Bowl selections. Vincent's 7 INTs tied for the league lead and became the first Eagle to top the entire NFL in INTs since 1972 (Bill Bradley). Although the Eagles finished 5-11, Reid implemented a positive attitude in his young group of players that included 14 true rookies on the season-ending roster.

**2000** — Andy Reid, the NFL's coach of the year, led the Eagles to the greatest turnaround in franchise history, finishing 2nd in the NFC East at 11-5. The season started with a perfectly executed onside kick by David Akers to kickoff the season opener at Dallas, leading to a 41-14 win. The Eagles won 10 of their next 13 contests and earned the top Wild Card spot in the NFC. In the playoffs, the Eagles overwhelmed Tampa Bay, 21-3, before losing to the eventual NFC Champion NY Giants in the Divisional Playoffs. After RB Duce Staley went down for the season with a foot injury in game 5, Donovan McNabb became a legitimate MVP candidate (he finished 2nd in AP voting to Rams RB Marshall Faulk). McNabb accounted for 74.6% of the team's total net yards. TE Chad Lewis led all NFC tight ends in receptions (69) and earned his first trip to the Pro Bowl. The defense featured 3 Pro Bowlers in CB Troy Vincent, DE Hugh Douglas (15 sacks, 2 in playoffs), and MLB Jeremiah Trotter. First round draft choice DT Corey Simon recorded a rookie team-record 9.5 sacks.

**2001** — The Eagles captured their first NFC Eastern Division Championship since 1988 and their first appointment in the NFC title game since 1980. Adversity hit this club early and often. The first preseason game was cancelled due to problems with the Veterans Stadium turf. C Bubba Miller was lost to a season-ending foot injury. And they dropped their season opener in overtime to the Rams before true adversity devastated the entire world on September 11th when terrorist attacks struck the World Trade Center and the Pentagon. As a result, a week's worth of NFL games were postponed. The Eagles were 2-2 before beating the Giants, 10-9, on Monday Night Football for the first time since 1996 (a span of nine games). The Eagles won 8 of their last 10 games, including a dramatic 24-21 win over the Giants on December 30 to clinch the NFC East title. In the playoffs, the Eagles defeated the Bucs and in the Divisional playoffs, Donovan McNabb won his homecoming to Chicago, 33-19, at Soldier Field. The Pro Bowlers on defense were Hugh Douglas, Jeremiah Trotter, Troy Vincent, and Brian Dawkins. The unit allowed a league-low 64 points in 8 road games. In fact, their 7-1 road record was the best in club history. David Akers earned his first Pro Bowl berth and set a club record with 17 consecutive FGs made.

**2002** — In the 31st and final season at Veterans Stadium, the Eagles set a team record for points scored (415) and sent a league-high 10 players to the Pro Bowl. However, they fell in the NFC Championship game for the second consecutive season. Andy Reid, the consensus coach of the year, proved the Eagles were not a one-man show, winning five of six games without Donovan McNabb (broken ankle). McNabb returned for the playoffs and directed a win in the Divisional playoff after 3rd QB A.J. Feeley started the final five games, winning his first four. Although the Eagles lost their season finale to the Giants, they were still able to clinch home field after the Jets trounced the Packers in the same stadium one day later. The defense finished in the top five in numerous categories and sent four players to the Pro Bowl: CB Troy Vincent, CB Bobby Taylor, FS Brian Dawkins, and DE Hugh Douglas. The offensive line also featured multiple Pro Bowl selections for the first time since 1980 with Tra Thomas, Jon Runyan and Jermaine Mayberry. Kicker David Akers notched 133 points to earn a Pro Bowl berth.

**2003** — In a season marred with injuries and controversy, the Eagles captured their third consecutive NFC East division title and third straight trip to the NFC title game, a loss to Carolina. Lincoln Financial Field officially became the Eagles new nest with a season-opening Monday night contest vs. Tampa Bay. But the Eagles not only lost their first two contests, they were left without



Lurie



Reid



the services of DBs Brian Dawkins and Bobby Taylor for a large chunk of the season (foot injuries). Then LB Carlos Emmons (ankle) and Brian Westbrook (triceps) were felled by season-ending ailments in December. After a 2-3 start, the Eagles rattled off nine straight wins, tying a team record previously set in 1960. That win streak was propelled by an improbable win at NYG on October 19. Trailing the Giants 10-7 with 1:34 to play, Westbrook returned a punt 84 yards for a dramatic, game-winning score. They ended up earning home-field advantage in the playoffs for the 2nd straight season. After suffering through a QB rating of 51.1 in the first six games, a thumb injury in his throwing hand, and disgraceful, racial commentary by former ESPN analyst Rush Limbaugh following the 0-2 start, McNabb thrived. He garnered NFC offensive player of the month honors in November, leading the team to a 5-0 month. He engineered a come-from-behind playoff win vs. Green Bay before suffering a rib injury a week later vs. Carolina that sidelined him in the 4th quarter. The Eagles employed a unique running back trio (Westbrook, Correll Buckhalter, and Duce Staley), dubbed the “three-headed monster,” that racked up 1,618 rushing yards, 2,465 total yards from scrimmage, and 29 total TDs.

**2004** — One of the most eventful off-seasons in team history helped propel the Eagles to their first NFC Championship and subsequent Super Bowl appearance in 24 years. Although they lost a hard-fought battle to the Patriots, 24-21, in Jacksonville, the Eagles milestones were plentiful as they captured their 4th consecutive NFC East division title and won a franchise record 13 regular season games. Andy Reid became the winningest coach in franchise history surpassing Greasy Neale. On the first day of the free agent signing period, they inked DE Jevon Kearse and later acquired



2004 NFC Championship

WR Terrell Owens in a trade. Owens ended up with 77 catches for 1,200 yards and 14 scores. Donovan McNabb also turned in a stellar campaign, completing 64% of his passes for 3,875 yards, 31 TDs and just 8 INTs for a career-high 104.7 QB rating. He became the first player in NFL history to finish a season with 30+ TD passes and fewer than 10 INTs and his 24 consecutive completions over a span of two games set an NFL record previously set by Joe Montana (22) in 1987. McNabb, Owens, Brian Westbrook and Tra Thomas earned Pro Bowl berths on the offense. The defense was led by Kearse, a trio of Pro Bowl defensive backs (Brian Dawkins, Michael Lewis, and Lito Sheppard), and Jeremiah Trotter, who earned a Pro Bowl berth despite not starting until game 9. Trotter returned in July after being released by Washington. K David Akers, who set a NFL record with 17 FGs of 40-yards-or-more, and LB Ike Reese both earned Pro Bowl berths on special teams. In all, a league-best 10 Eagles earned trips to Hawaii. The Eagles stormed out to a 7-0 record and clinched the NFC East title with 5 games remaining. They clinched home field advantage in the NFC after starting 13-1. In the playoffs, the Eagles topped Minnesota in the Divisional round and Atlanta in the Championship game.

**2005** — Stymied by injuries and a plethora of off-the-field distractions, the Eagles finished with a 6-10 record and out of the playoffs for the first time since 1999. The defending NFC champions began the season with a 4-2 record, including a dramatic come-from-behind win at Kansas City in which they overcame a 27-6 first half deficit to win, 37-31, and an equally heart-stopping victory vs. San Diego in which Matt Ware returned a blocked field goal 65 yards for the game-winning touchdown late in the fourth quarter. WR Terrell Owens was suspended



Lincoln Financial Field

for four games for conduct detrimental to the team and ended up not playing in the final nine games of the season. MLB Jeremiah Trotter earned his fourth Pro Bowl berth with a team-high 169 tackles. Reggie White's #92 was officially retired in an emotional halftime ceremony of a Monday night contest vs. Seattle on December 5. The ceremony included Reggie's wife, Sara, and their two children, as well as more than 20 of his former teammates and coaches.

**2006** — The Eagles claimed their fifth NFC East title in six years as they reeled off five consecutive wins at the end of the regular season to finish 10-6. The Eagles jumped out of the gate with a 4-1 record. The hot start was capped off by an emotional 38-24 victory vs. Dallas on Oct. 8, when Lito Sheppard made two crucial INTs, the second of which he returned 102 yards for a touchdown in the waning seconds. However, the team then lost five of their next six contests and Donovan McNabb for the remainder of the season with a torn ACL, which he suffered in a Nov. 19 loss to Tennessee. Jeff Garcia was handed the reins, and after a devastating 45-21 loss at Indianapolis, rallied the Eagles to five straight wins. The Eagles swept a treacherous three-game road stretch against division rivals, including a Christmas Day win at Dallas. The following week, Andy Reid was able to rest his starters in the season finale vs. Atlanta when news arrived in the 1st quarter that they had clinched the NFC East title with a Cowboys loss to Detroit. The Eagles used a 38-yd. walk-off field goal by David Akers to capture a 23-20 Wild Card victory against the Giants, but came out on the losing end of a 27-24 battle at New Orleans in the Divisional round. Brian Dawkins, Shawn Andrews and Lito Sheppard earned Pro Bowl berths. Brian Westbrook tallied his first 1,000-yard rushing season and the offensive line was one of two squads in the NFL to start the same five linemen in all 16 games.



2000s Eagles

**2007** — In the team's 75th anniversary season, the Eagles could not overcome a 1-3 start as they finished 8-8 and out of the playoffs. RB Brian Westbrook set two team records for total yards from scrimmage (2,104) and receptions (90). He became the first Eagle to lead the league in total yards from scrimmage since 1996 (Ricky Watters) and the first NFL player from a non-Division I-A school to do so since 1979 (Philadelphia's Wilbert Montgomery). WR Kevin Curtis posted career highs in catches (77), yards (1,110), and total touchdowns (8) in his first season in Philadelphia after signing as a free agent. For the first time in franchise history, the Eagles featured three players (Westbrook, Curtis, Reggie Brown) with over 60 catches and 700 yards each. After that 1-3 start, the team managed to fight their way back to a 5-5 record as they headed into Gillette Stadium to face the 10-0 New England Patriots. A valiant effort by back-up QB A.J. Feeley went for naught as the Eagles fell, 31-28. Westbrook and Shawn Andrews earned Pro Bowl honors.

**2008** — The Eagles were defeated in their fifth NFC Championship game appearance of the decade. In what seemed like a microcosm of their entire season, Philadelphia fell behind 24-6 in the NFC title game at Arizona, but stormed back to take a 25-24 lead, only to then have the Cardinals score the game-winning TD with under three minutes to play. The Eagles struggled to find consistency during the early portion of the season and hit rock bottom at 5-5-1 after a 36-7 blowout loss at Baltimore. But they rallied back into playoff contention entering the final week. They entered the final Sunday of the season needing a win over Dallas, a Tampa Bay loss to visiting Oakland and either a Chicago loss at Houston or a Minnesota loss vs. the Giants, to earn a playoff berth. The Raiders and Texans came up with thrilling upsets in the 1:00 pm games that day, before the Eagles pounded the division-rival Cowboys, 44-6, in a late afternoon contest. In the playoffs, the Eagles stingy defense carried them to impressive road victories at Minnesota (26-14) and in a rematch at New York (23-11) before being derailed by the Cardinals. Brian Dawkins and free agent newcomer CB Asante Samuel (4 interceptions in the regular season plus two in the playoffs) both earned Pro Bowl honors, while McNabb became the franchise's all-time leader in yards and touchdown passes. Dawkins became the franchise's all-time leader in interceptions (34), tying Eric Allen and Bill Bradley. K David Akers set team records for points (144) and field goals made (33). Head coach Andy Reid became the 37th coach in NFL history to reach the 100-win plateau and the 14th coach to reach double digit victories in playoff history. Samuel set an NFL postseason record with his 4th INT returned for a score and rookie WR DeSean Jackson led the team with 62





receptions and 912 yards, most ever by an Eagles rookie WR.

**2009** — The Eagles got off to a strong start, winning five of their first seven games, despite losing QB Donovan McNabb for two games with a rib injury. They hit a midseason snag after losing back-to-back games to rival Dallas and eventual AFC West Champion San Diego to fall to 5-4. A late-season rally saw the Eagles rattle off six straight wins, their longest streak in the regular season since 2003. Entering the final week of the season, Philadelphia had hopes of securing its sixth NFC East title of the decade and a first-round bye in the playoffs. However, a second loss to the Cowboys in the season finale dropped the Eagles to the sixth seed and forced a rematch between the division rivals in the Wild Card round, where they again fell to the Cowboys, 34-14. Led by DeSean Jackson (62 receptions, 1,156 yards and 9 TDs), the Eagles saw their young skill position players flourish. The speedy WR/KR became the first player in NFL history to be named to the Pro Bowl at two positions, recording an NFL record-tying eight touchdowns of 50-plus yards and leading the league with a 15.2 yard punt return average. TE Brent Celek (76 receptions, 971 yards, 8 TDs) established himself as a reliable weapon and one of the elite tight ends in the NFL. The infusion of young players on offense continued with rookie WR Jeremy Maclin (D1-09) and rookie RB LeSean McCoy (D2-09). Maclin followed in Jackson's footsteps, finishing his first season as one of the top rookie wide outs with 56 catches for 773 yards and four touchdowns. Meanwhile, McCoy proved to be a valuable asset in the running game as he led the team and set the Eagles rookie rushing record with 637 yards. K David Akers, DE Trent Cole, T Jason Peters, CB Asante Samuel, FB Leonard Weaver, and LS Jon Dorenbos all joined Jackson in earning Pro Bowl honors. Head coach Andy Reid contract's was extended through 2013.



McNabb

**2010** — The Eagles set franchise records for points (439) and total net yards (6,230) en route to an NFC East Division title, their 6th under head coach Andy Reid. Philadelphia met the eventual Super Bowl champion Packers in the Wild Card round, but lost, 21-16, at home. QB Michael Vick emerged as one of the NFL's top quarterbacks after taking over for an injured Kevin Kolb in the season opener. In his first year as a starter since 2006, he achieved career highs in passing TDs (21), yards (3,018), QB rating (100.2), comp. % (62.6) and rushing TDs (9) - earning him a trip to Hawaii as the NFC's starting quarterback in the Pro Bowl. He became only the 2nd QB in NFL history to throw for 3,000+ yards, rush for 500+ yards, and accrue a 100+ QB rating in a season. Vick had plenty of weapons surrounding him on the league's second-ranked offense. DeSean Jackson (47 receptions, 1,056 yards and 6 TDs) led the league in yards per catch (22.5) and became the first player in league history to return a punt for a game-winning touchdown as time expired on 12/19/10, capping off a historic comeback against the Giants. The Eagles trailed 31-10 with 8:17 remaining in the 4th quarter, but rallied for four touchdowns, including Jackson's miraculous return. WR Jeremy Maclin (70 receptions, 964 yards and 10 TDs) led the team in TDs and was second on the team in receptions and receiving yards. The duo combined for 2,020 yards, which was the 3rd-most output of any WR duo in the NFL. RB LeSean McCoy was fourth in the NFL in yards from scrimmage (1,672). CB Asante Samuel finished 2nd in the league in INTs (7) despite only playing in 11 games. David Akers, Jackson, T Jason Peters and Samuel all were selected to the Pro Bowl alongside Vick.



Vick

**2011** — The Eagles finished the 2011 campaign 8-8, second in the NFC East. The offense was fueled by running back LeSean McCoy, who rushed his way into the Eagles record books by scoring 20 total touchdowns, including 17 on the ground, breaking the team records set by Hall of Fame back Steve Van Buren in 1945. A Pro Bowl selection for the first time, McCoy established new career-highs running the ball 273 times for 1,309 yards. His yardage total was the fifth-most in team history and ranked fourth in the NFL. The offense set

franchise records with 6,386 total yards and 356 first downs. Quarterback Michael Vick set career marks in attempts (423), completions (253) and yards (3,303) while becoming the second player in league history (former Eagle Randall Cunningham) to surpass the 3,000-yard passing mark and 500-yard rushing plateau in consecutive seasons. Along the way, he surpassed Cunningham's all-time benchmark for rushing yards by a quarterback. For the first time in franchise history, the Eagles boasted three players (wide receivers DeSean Jackson, Jeremy Maclin and tight end Brent Celek) with 800+ receiving yards in the same season. On defense, the Eagles tied for the league lead with 50 sacks, including 18 from free agent signee defensive end Jason Babin (third in the NFL) and 11 from fellow DE Trent Cole. Their 29 combined sacks were the second most in team history by a duo, bested only by Reggie White and Clyde Simmons (33 in 1992). Babin earned his second straight Pro Bowl berth for his efforts. Left tackle Jason Peters also earned Pro Bowl honors for the fifth straight year, the last three coming in Philadelphia.

**2012** — After 14 years in Philadelphia, the Eagles dismissed head coach Andy Reid on December 31st after finishing the season with a disappointing 4-12 record. Following a promising 3-1 start to the season, including a win over the Super Bowl Champion Baltimore Ravens, the Eagles dropped 10 consecutive games and would win only one of their final 12 games on the schedule. Throughout the season, the Birds were plagued by injuries on the offensive line as G Evan Mathis was the only offensive lineman to start all 16 games in 2012. Offensively, the Eagles were paced by WR Jeremy Maclin who became just the eighth wide receiver in NFL history to have at least 55 catches and 750 receiving yards in each of his first four seasons after notching 69 catches for 857 yards and seven touchdowns. RB LeSean McCoy accumulated 1,213 scrimmage yards (840 rushing, 373 receiving) and five touchdowns, including a career-high three receiving scores. Newcomer LB DeMeco Ryans provided a steady force at the MLB position for the Birds, recording a team-high 148 tackles and a franchise-record 16 tackles for a loss in his first season with the team. After stepping in for an injured QB Michael Vick in Week 10, rookie QB Nick Foles started six of the final seven games of the season and established Eagles rookie records in passing yards (1,699), attempts (265) and completions (161), while fellow first-year standout DT Fletcher Cox led all rookie defensive tackles with 5.5 sacks.



Peters

**2013** — Under the direction of first-year head coach Chip Kelly, the Eagles rebounded from a disappointing 4-12 season in 2012 to win 10 games and secure their first NFC East title since 2010 in record-breaking fashion. Kelly became the first rookie head coach in Eagles history to win the division in his first year on the job and just the second head coach since the merger to win a division title in his first season on an NFL staff. Philadelphia set franchise records in points (442), total net yards (6,676), touchdowns (53) and passing yards (4,406), while also turning the ball over fewer times (19) than any previous Birds squad. Offensively, LeSean McCoy finished with a franchise-best and NFL-leading 1,607 rushing yards and 2,146 yards from scrimmage, while Nick Foles recorded the third-highest quarterback rating (119.2) in NFL history after throwing for 27 touchdowns and two interceptions. The duo became the first pair in NFL history to lead the league in rushing yards and passer rating. WR DeSean Jackson set career highs in receptions (82) and receiving yards (1,332), and tied his personal best with nine receiving touchdowns. The Eagles attack was anchored by an offensive line that started all 16 games together for the first time since 2006 and featured two All-Pro selections in Evan Mathis and Jason Peters, who also garnered Pro Bowl honors along with McCoy. Under new defensive coordinator Bill Davis who implemented a 3-4 defensive scheme, Philadelphia held their opponents to 21 points or less in nine straight games during the middle of the season and finished the year ranked tied for third in games in which the defense held their foes to 21-or-fewer points with 12. DeMeco Ryans paced the defense with a career-high 177 tackles, four sacks and two interceptions while cornerback Brandon Boykin ranked tied



for second in the NFL with six interceptions despite playing in just 51 percent of the team's defensive snaps. Trent Cole excelled following a transition from defensive end to outside linebacker in the new 3-4 scheme, recording a team-high eight sacks. Linebacker Mychal Kendricks emerged as a playmaker, collaring 137 tackles, three interceptions and four fumble recoveries.

**2014** — The Eagles continued to build an identity as one of the offensive leaders in the NFL, but key injuries and missed opportunities late in the season left Philadelphia outside of the playoff picture after finishing second in the NFC East. En route to their second-consecutive 10-6 record, the Eagles set franchise records in points (474), touchdowns (54), completions (390), gross passing yards (4,581) and first downs (356). Offensively, Philly was paced by Pro Bowlers RB LeSean McCoy, who rushed for 1,319 yards, and WR Jeremy Maclin, who established career highs in receptions (85) and receiving yardage (1,318). Despite battling injuries throughout the year, the Eagles offensive line saw three players receive Pro Bowl nods: T Jason Peters (also earned second-team All-Pro honors), G Evan Mathis and C Jason Kelce. At the quarterback position, QB Nick Foles led the team to a 6-2 record; however, a collarbone injury sustained in a Week 9 victory derailed Foles' season and opened the door for QB Mark Sanchez, who provided quality depth at the position, setting the team record for completion percentage (64.1 pct.). Defensively, Philadelphia was led by LB Connor Barwin, who led the NFC with 14.5 sacks en route to his first-career Pro Bowl nod and second-team All-Pro honors. DE Fletcher Cox joined Barwin on the All-Pro team after continuing to develop into one of the league's most disruptive defensive linemen. The Eagles finished the season tied for second in the NFL with 49 sacks, while also notching 11 return touchdowns (four on defense, seven on special teams) - the third-highest total in NFL history. The special teams unit made a large impact in 2014, with punt returner Darren Sproles earning second-team All-Pro and Pro Bowl honors after leading the league with a 13.0 punt return average and two PR touchdowns. Rookie K Cody Parkey broke the NFL's all-time rookie scoring record with 150 points, while RB Chris Polk and WR Josh Huff each notched kickoff return scores of 100+ yards, becoming the first team to have two such returns by different players since the 1970 Green Bay Packers.

**2015** — The Eagles struggled to find consistency during the 2015 season, finishing with a 7-9 record and missing the playoffs for the second-consecutive season. After spending the majority of three seasons in Philadelphia, head coach Chip Kelly was released from his contract prior to the team's Week 17 contest against the New York Giants, and interim head coach Pat Shurmur led the team to a win in the team's season finale. Offensively in 2015, the Eagles were paced by the play of QB Sam Bradford, who was acquired by the team during the 2015 offseason as part of a trade with the St. Louis Rams. Bradford started 14 games for the Birds, setting team records in completions (346) and completion percentage (65.0%), while finishing fourth in team history in passing yards (3,725). Bradford was supported by the emergence of two young pass catchers in WR Jordan Matthews and TE Zach Ertz. Matthews led the team in receptions (85), receiving yards (997) and touchdown catches (eight), while finishing the season with the 10th-most receptions (152) in NFL history by a player in the first two seasons of his career. In his third year in Philadelphia, Ertz set career highs in both receptions (75) and receiving yards (853) and flourished at the end of season, recording 35 catches and 450 yards receiving over the final four weeks of the campaign. His 450 yards over the final four weeks of the season was the highest total in NFL history by a tight end from



McCoy



Barwin

Weeks 14-17. On the offensive line, T Jason Peters earned his third-consecutive Pro Bowl nod and his eighth-career invitation to the annual all-star game. Defensively, DE Fletcher Cox cemented his place among the league's top defensive linemen, earning his first-career Pro Bowl honors and second-team AP All-Pro accolades after posting a career high in sacks (9.5) and tackles (104). S Malcolm Jenkins continued to provide stability in the team's secondary during his second season in Philadelphia, pacing the team with 120 tackles and 15 passes defensed, while finishing behind only Cox (16.5) in tackles for loss (13). Rookie LB Jordan Hicks made an impact in his first season in the league, recording 54 tackles, three fumble recoveries, two interceptions, one forced fumble and a sack in only eight games before suffering a season-ending pectoral injury in Week 9. RB Darren Sproles earned Pro Bowl honors as a return specialist for the second-straight year after leading the league in punt return yards (446) and punt return touchdowns (two), while finishing second in punt return average (11.7).

**2016** — On January 18, 2016, Doug Pederson was named the new head coach of the Philadelphia Eagles. Prior to arriving in Philadelphia, Pederson spent the previous three seasons as the offensive coordinator for the Kansas City Chiefs. A 12-year NFL veteran, Pederson played quarterback for the Eagles in 1999 and worked on the team's coaching staff from 2009-2012. Later in the offseason, Eagles executive vice president of football operations Howie Roseman initiated a pair of trades that allowed the Eagles to move up from the 13th pick in the first round to the 2nd overall pick and select North Dakota State quarterback Carson Wentz. On September 3, QB Sam Bradford was traded to the Minnesota Vikings in exchange for a 2017 1st-round draft choice and a 2018 4th-round draft choice and Pederson named Wentz the opening-day starter. Wentz went on to set a team and all-time NFL rookie record with 379 completions, while posting franchise rookie records in pass attempts (607), passing yards (3,782), passing touchdowns (16) and completion percentage (62.4%). He also produced the 4th-most passing yards (3,782) in single-season team history and NFL rookie history. With Wentz at the helm of the offense, the team got off to a fast start, as the Eagles won their first three games and headed to their Week 4 bye with a 3-0 record. Following the bye, the Eagles dropped four of the next six games, with all four losses coming on the road. The team's two wins during that stretch came at home against the previously 5-0 Minnesota Vikings and the eventual NFC Champion Atlanta Falcons. Although the team struggled in the back half of the season, they closed out the year with back-to-back home wins against division rivals New York and Dallas. On the offensive side of the ball, TE Zach Ertz led the team in receptions (78), receiving yards (816) and receiving TDs (4). Ertz's 78 catches were the 2nd-most ever by an Eagles tight end. On defense, DT Fletcher Cox was named to his second career Pro Bowl, DE Brandon Graham earned second-team AP All-Pro honors and Jordan Hicks led all NFL LBs with a career-high 5 INTs. K Caleb Sturgis connected on the most FGs in single-season team history (35).



Roseman, Wentz, Lurie, Pederson



Cox

**2017** — During the 2017 offseason, the Eagles front office made a number of key acquisitions to bolster the roster. The team utilized free agency to add veterans like LeGarrette Blount, Nick Foles, Alshon Jeffery, Chris Long, Patrick Robinson and Torrey Smith, while also executing trades for veteran defenders Ronald Darby and Tim Jernigan. The team later traded for running back Jay Ajayi just before the NFL trade deadline in October. As a result of these personnel decisions, Eagles Executive Vice President of Football Operations Howie Roseman was named the 2017 Pro Football Writers of America Ex-



Executive of the Year. After splitting the first two games of the regular-season, the Eagles hosted the New York Giants at Lincoln Financial Field in Week 3. Rookie K Jake Elliott hit a franchise record 61-yard field goal as time expired to lift the Eagles to a 27-24 win over their division rivals and kick off a nine-game win streak. During that winning streak which established the Eagles as the best team in the NFC, Philadelphia won in dominating fashion at Lincoln Financial Field (five double-digit wins at home followed the victory over the Giants) and the team was bruising and physical in road victories at the Los Angeles Chargers, Carolina and Dallas. The Eagles overcame injuries along the way, losing the likes of LB Jordan Hicks, LT Jason Peters and RB Darren Sproles. A December 3rd loss to the Seattle Seahawks sent the 10-2 Eagles to Los Angeles to play the Rams. Late in the third quarter, QB Carson Wentz limped to the sideline after throwing his NFL-leading and franchise-record 33rd touchdown pass of the season to WR Alshon Jeffery. It was later determined that Wentz had torn the anterior cruciate ligament in his left knee. Despite missing the final three games of the regular season, Wentz turned in a season for the ages, as the second-year signal caller was named second-team All-Pro by the Associated Press and earned his first career Pro Bowl nod as the NFC starting QB. Wentz also finished 3rd in MVP voting, behind Tom Brady and Todd Gurley. Nick Foles helped Philadelphia close out the victory over the Rams to clinch Philadelphia's first NFC East title since 2013. One week later, Foles tossed four touchdown passes to beat the Giants on the road and secure a first-round bye in the playoffs. A 19-10 victory over the Oakland Raiders on Christmas Night provided the Eagles with homefield advantage throughout the NFC Playoffs. The Eagles finished the regular season with 13 wins, tying for the most in a single season in franchise history. On January 13th, the Eagles hosted the Atlanta Falcons in the first playoff game at Lincoln Financial Field since 2013. With the Eagles clinging to a 15-10 lead with just over 1 minute remaining in regulation, Atlanta set up for a fourth-and-goal play from the Philadelphia 2-yard line. Falcons QB Matt Ryan sprinted right and targeted WR Julio Jones in the end zone, but CB Jalen Mills leapt high in the air to defend the pass and the ball fell incomplete. Philadelphia ran out the remainder of the clock to advance to the NFC Championship Game against the Minnesota Vikings. On a picture-perfect January 21st evening at Lincoln Financial Field, the Eagles put together a masterpiece to blow away the Vikings. A defense that peaked down the stretch of the regular season gave up a first-possession touchdown to the Vikings and then scored on an INT return for a touchdown a few minutes later. It was a dominating performance by the defense that featured two takeaways and three stops in the red zone. Meanwhile, Philadelphia's offense rolled up 456 total net yards, including 352 yards and three touchdown passes from Foles. After falling behind 7-0, the Eagles scored 38 straight points to defeat the Vikings 38-7 and advance to Super Bowl LII in Minneapolis. The Eagles met a familiar Super Bowl foe in Minnesota, as Super Bowl LIII pitted Philadelphia against the New England Patriots in a rematch of the team's last Super Bowl appearance: a 21-24 loss to the Patriots in 2004. In Super Bowl LIII, offense ruled the night and records were set, including the most combined yards in any NFL game (1,151) and the most combined passing yards (874) in NFL postseason history. Philadelphia found the end zone first when Foles connected with Jeffery on a 34-yard touchdown pass to take a 9-3 lead. Former Patriots RB LeGarrette Blount rumbled for



a 21-yard touchdown in the second quarter to give Philadelphia a 15-3 advantage, but New England responded to bring the score to 15-12 with just over two minutes remaining in the first half. A 55-yard pass from Foles to rookie RB Corey Clement moved the Eagles offense inside the Patriots 10-yard line and set the stage for one of

the most memorable moments in Philadelphia sports history. Following the big play to Clement, Philadelphia reached the Patriots 1-yard line and executed the now-famous "Philly Special." On fourth-and-goal, Head Coach Doug Pederson dialed up a stunner: the direct snap went to Clement, who flipped the ball to TE Trey Burton, who rolled right and tossed a pass to a wide-open Foles, who had leaked out, uncovered, into the right flat. Foles caught the pass for a touchdown that boosted Philadelphia's lead to 22-12 at the half. The score marked the first touchdown catch by a quarterback in a Super Bowl. New England opened the second-half scoring with a touchdown pass to TE Rob Gronkowski, but Foles responded by hitting Clement in the back of the end zone for a 22-yard score. New England fought back and eventually took a 33-32 lead with less than 10 minutes



remaining in the fourth quarter. However, true to its 2017 form, Philadelphia showed its resiliency, as Foles and the offense orchestrated a 14-play, 75-yard scoring drive that ended when TE Zach Ertz stretched the ball over the goal line on an 11-yard reception to help the Eagles re-take the lead at 38-33. With just over two minutes left in the game, Brady took the field in hopes of leading New England to its second-straight come-from-behind Super Bowl victory, but the Philadelphia defense had other plans. On second down, DE Brandon Graham delivered the final blow of the game when he reached Brady and punched the ball loose. Rookie DE Derek Barnett recovered the fumble and Elliott kicked a 46-yard field goal with 1:10 left on the clock to give the Eagles a 41-33 lead. The kick proved to be the game's final points, as Brady's last-ditch hail mary hit the ground in the end zone and the clock struck zero. Green, white and silver confetti fell from the rafters at U.S. Bank Stadium in Minneapolis, fans packed the streets in Philadelphia and Eagles fans around the world rejoiced. The 2017 Eagles had captured the first Super Bowl title in franchise history and their first NFL Championship since 1960. Pederson became the eighth head coach in NFL history to win the Super Bowl in his first two seasons as a head coach and the seventh to win the Super Bowl in his first playoff run.



Pederson became just the fourth head coach in NFL history to lead his team to a Super Bowl title following a sub-.500 record the previous season, joining Bill Walsh (1981 49ers), Dick Vermeil (1999 Rams) and Bill Belichick (2001 Patriots).

**2018** — The Philadelphia Eagles began their 2017 Super Bowl title defense with a home game against the Atlanta Falcons in the NFL's annual Thursday Night Kickoff game. The Eagles picked up where they left off in 2017 by defeating the Falcons 15-10. After missing the first two games of the season due to a knee injury sustained in 2017, starting QB Carson Wentz returned to the field in Week 3 and went on to set new single-season career highs in completion percentage (69.6) and QB rating (102.2), while throwing for 3,074 yards and 21 TDs on 401 attempts. Philadelphia struggled to find rhythm and consistency early in the year and entered its bye week at 4-4 following a win over the Jacksonville Jaguars in London in Week 8. Following the team's Week 9 bye, consecutive losses to the Cowboys and Saints dropped the Eagles to 4-6. However the team responded with back-to-back NFC East wins against the Giants and Washington to enter the last quarter of the season at 6-6. The Eagles traveled to Dallas in Week 14 with first place in the NFC East on the line, but Philadelphia was dealt two major blows as they suffered a 23-29 overtime loss to the Cowboys and later learned that Wentz would be forced out of the lineup due to a back injury. Backup quarterback Nick Foles took over the following week as the Eagles headed west to face the 11-2 Los Angeles Rams. The Rams entered the contest as the No. 3 scoring offense in the NFL, averaging 32.7 points per game, but the Eagles defense managed to hold them to



just 23 points. The Eagles offense cashed in with three rushing touchdowns and three field goals to upset Los Angeles 30-23. Philadelphia returned home in Week 16 to take on the playoff-bound Houston Texans. Foles turned in a record-breaking performance in front of the home fans as he threw for four touchdowns and a franchise-record 471 passing yards, while engineering a game-winning drive that saw kicker Jake Elliott boot a 35-yard field goal as time expired to give Philadelphia a 32-30 win. The victory over the Texans kept the Eagles' playoff hopes alive heading into Week 17 and gave them an outside shot at the final Wild Card spot in the NFC. This scenario required Philadelphia to beat division-rival Washington on the road and also have the Chicago Bears defeat the Minnesota Vikings. The Eagles handled business in Washington, shutting out Washington 24-0. The team returned to the visiting locker room at FedExField to find the Bears ahead of the Vikings in the fourth quarter. Chicago went on to defeat the Vikings 24-10 and despite a roller-coaster of a regular season, Philadelphia won five of its last six regular-season games to earn a spot in the 2018 playoffs. The Eagles traveled to face the No. 3 seeded Chicago Bears in the Wild Card Round and narrowly defeated the Bears 16-15. With time running out in regulation, Foles engineered a 12-play, 60-yard game-winning touchdown drive that was capped by a 2-yard touchdown pass to WR Golden Tate with just 56 seconds remaining in the game. While the touchdown gave the Eagles the lead, the game was not in hand until Bears kicker Cody Parkey clanked what would have been the game-winning field goal off the left upright and the crossbar. The ball crashed to the ground in the end zone and the Eagles kneeled out the clock to advance to the Divisional Round and set up a rematch with the No. 1 seeded New Orleans Saints. The matchup sent Philadelphia back to New Orleans, where it had previously suffered a 48-7 loss in Week 11. The Eagles proved that they were a different team this time around and jumped out to a 14-0 lead early in the first quarter. However, Philadelphia struggled to move the ball for the remainder of the contest and ultimately fell to the Saints 14-20. The 2018 season featured a number of impressive individual performances and five Eagles earned spots in the Pro Bowl: G Brandon Brooks, DT Fletcher Cox, TE Zach Ertz, S Malcolm Jenkins and T Lane Johnson. Ertz set a single-season NFL record for receptions by a TE (116), surpassing the previous mark of 110 set by Jason Witten in 2012. Ertz's 116 receptions also set a new Eagles' single-season record and ranked 2nd in the NFL in 2018, trailing only Saints WR Michael Thomas (125). Cox led the team with a career-high 10.5 sacks, marking the most sacks by an Eagles DT since Andy Harmon in 1995 (11.0). Wentz ranked 3rd in the NFL with a team-record 69.6 (279-of-401) completion percentage, trailing only Saints QB Drew Brees (74.4%) and Vikings QB Kirk Cousins (70.1%) (min. 400 attempts). Wentz also registered a career-high 102.2 passer rating. In addition to the team's five Pro Bowlers, Cox and C Jason Kelce were named first-team All-Pro by the Associated Press.

**2019** — The Philadelphia Eagles opened the 2019 season at home against Washington and found themselves down 17-0 early in the second quarter after a slow start. Behind a 313-yard and three TD performance from QB Carson Wentz, including two 50+ yard TD passes to WR DeSean Jackson, who reunited with Philadelphia in the offseason after stints in Washington and Tampa Bay, the Eagles rallied back. They would go on to score 25-unanswered points in the second half to defeat Washington 32-27. Losing their next two games against Atlanta and Detroit, the 1-2 Eagles traveled to Green Bay for a Thursday Night Football matchup against the 3-0 Packers. In Green Bay, Philadelphia gained 176 yards on the ground and sealed a 34-27 victory when LB Nigel Bradham intercepted Packers QB Aaron Rodgers in the endzone with 28 seconds remaining in regulation. The following week, in a 31-6 win over the Jets, the Eagles became the first team in NFL history to record 10+ sacks, a fumble recovery TD and an INT TD in the same game, led by a career-high 3.0 sacks from DE Brandon Graham. Philadelphia stood at 3-2 and tied for first place in the NFC East as they faced a three-game road



trip against Minnesota, Dallas and Buffalo. After dropping the first two games of the road trip, the Eagles traveled to Buffalo to face the 5-1 Bills. With a season-high 218 rushing yards and rushing TDs from Miles Sanders, Jordan Howard and Boston Scott, the Eagles defeated the Bills 31-13. After a stellar performance in Buffalo, the Eagles returned home to host the Chicago Bears. The defense showed up once again, this time allowing only nine first half yards to the Bears, marking the 9th-fewest yards allowed by an NFL team in the first half of a game since at least 2000. The Eagles defeated the Bears 22-14 and headed into their bye week at 5-4. Following the bye, three straight losses against New England, Seattle and Miami left the Eagles at 5-7. Despite their record, the Eagles still controlled their own playoff destiny with four games remaining against NFC East opponents. The route to an NFC East title and playoff berth was straightforward: win-out. The first of the four must-win games was a home contest against the Giants on Monday Night Football. Trailing 17-3 at halftime, the Eagles mounted a furious comeback. Philadelphia's defense shut the Giants out the rest of the way. Down seven points with 8:10 remaining, the Eagles marched from their own 15-yard line to the Giants 2-yard line, eating up clock along the way. Wentz capped off the game-tying drive with a 2-yard TD throw to TE Zach Ertz. In overtime, the Eagles received the ball first and never relinquished possession. Another 2-yard TD from Wentz to Ertz completed the comeback and sealed the victory. The following week, the Eagles and Washington squared off at FedExField. In a game with nine lead changes, Philadelphia found themselves down by three with under five minutes left, when for the second consecutive week, Wentz marched his team down the field late in the game. This time, Wentz completed 8-of-8 attempts for 70 yards and sealed the win with a 4-yard TD pass to WR Greg Ward with 26 seconds remaining in regulation. In the victory, Sanders had a record setting performance, scoring a rushing TD and receiving TD, achieving single-game career-highs in scrimmage yards (172) and rushing yards (122), and establishing new Eagles single-season rookie records in both categories (1,120 scrimmage yards and 687 rushing yards). In Week 16, the Eagles and Cowboys met at Lincoln Financial Field for a matchup with playoff implications. If Dallas won, they would clinch the NFC East and eliminate the Eagles from playoff contention. However, an Eagles win would keep Philadelphia's playoff hopes alive and set up a Week 17 'win-and-in' scenario. The Eagles jumped out to an early 10-point lead with a field goal by K Jake Elliott and a TD by TE Dallas Goedert. Goedert would go on to lead the Eagles passing attack with a career-high 9 catches for 91 yards. Two second-quarter field goals by the Cowboys cut into the Eagles lead. With the score at 10-6, a late third quarter TD by Sanders, who finished with 156 scrimmage yards in the game, extended Philadelphia's lead to 17-6. The Eagles would continue their stout defensive performance, surrendering just one more field goal in the game and keeping the NFL's No. 1 ranked offense out of the end zone, en route to a 17-9 victory. The victory over Dallas formed two Week 17 scenarios for Philadelphia to clinch the NFC East and earn a playoff berth: a victory at MetLife Stadium against the Giants, or a Cowboys loss to Washington. Through three quarters of the game, each time Philadelphia took the lead, the Giants answered. With the game tied 17-17 in the fourth quarter, Boston Scott ran in his second and third touchdowns of the game and Philadelphia scored 17-unanswered points to win 34-17 and wrap up the NFC East title. The victory over the Giants set up a Wild Card Weekend matchup between the Eagles and Seahawks at Lincoln Financial Field. The game would mark the first-ever playoff meeting between the two teams. Due to a first-quarter head injury to Wentz, Eagles backup QB and 17-year veteran Josh McCown took the ball under center the rest of the way. Under his direction, the Eagles marched down the field on numerous occasions, but were unable reach the end zone. Philadelphia scored 9 points off the foot of Jake Elliott, but it wasn't enough, as they ultimately fell to the Seahawks 9-17.

**2020** — The Eagles relieved head coach Doug Pederson of his duties following a disappointing 4-11-1 campaign. Marred by injuries, Philadelphia used 14 different starting offensive line combinations throughout the year, with C Jason Kelce, who earned his fourth career Pro Bowl, being the one constant in the trenches. RB Miles Sanders ranked fourth among NFL running backs with a 5.3 rushing average and became the first player since 2012 to record three rushing plays of 70-plus-yards in the same season. Defensively, the



Eagles totaled the third-most sacks (49) in the NFL. DE Brandon Graham led the team with 8.0 sacks and was named to his first Pro Bowl appearance, while DT Fletcher Cox secured his sixth consecutive Pro Bowl honor. Rookie QB Jalen Hurts replaced QB Carson Wentz in the second half of a Week 13 matchup at Green Bay and remained the starting quarterback for the final four games of the regular season. In Week 14 vs. New Orleans, Hurts led the Eagles to a 24-21 victory over the 10-2 Saints in his first career start, joining Ron Jaworski as the only quarterbacks in NFL history to beat a team on a 9-plus-game winning streak in their starting debut. In Week 15 at Arizona, Hurts posted the most offensive touchdowns (4) and passing touchdowns (3, tied) in Eagles rookie history. He then threw for a career-best 342 yards at Dallas in Week 16, including an 81-yard touchdown to DeSean Jackson - the longest passing touchdown by an Eagles rookie since Davey O'Brien in 1939.



**2021** — The Eagles hired first-year head coach Nick Sirianni during the 2021 offseason and came out firing to open the season at Atlanta. Behind a 264-yard and three-TD performance by QB Jalen Hurts, Philadelphia scored 25-unanswered points to win 32-6. After dropping three in a row to San Francisco, Dallas and Kansas City, the Eagles bounced back with a 21-18 victory in Week 5 against Carolina, when Jalen Hurts engineered his first career fourth quarter comeback. After two additional losses dropped the Eagles' record to 2-5, Philadelphia got a much-needed 44-6 win at Detroit in Week 8. In a game that would turn the season around, the Eagles found their identity on the ground with RB Boston Scott and RB Jordan Howard leading the way for 236 rushing yards and four TDs. Darius Slay also got into the action, recording a 33-yard fumble recovery TD, his first of three defensive TDs on the season, which led the NFL. After a loss to the L.A. Chargers in the final seconds in Week 9, the Eagles posted back-to-back wins against Denver and New Orleans to bring their record to 5-6. With another 216 yards on the ground, the Eagles got by the Broncos in a 30-13 win. Philadelphia then posted a season-high 241 rushing yards, including three TDs from Hurts and 94 yards from RB Miles Sanders, to cruise by New Orleans 40-29. After a Week 12 loss to the Giants, Philadelphia righted the ship the next week with a 33-18 win against the Jets. With Jalen Hurts injured, QB Gardner Minshew stepped up and posted 242 yards and two TDs on 20-of-25 passing. He was helped by a career highs in receiving yards by TE Dallas Goedert (105) and rushing yards by Miles Sanders (120). Even with the bye week coming up, the win in New York proved to be jumping board for a four-game winning streak by the Eagles. The Eagles would get back to a 7-7 record after posting their seventh-consecutive game with 175-plus yards rushing in Week 15 against Washington, becoming the first NFL team to accomplish that feat since the 1985 Chicago Bears.



After beating the Giants 34-10 in Week 16, Philadelphia had the chance to clinch a playoff spot with a win in Week 17 against Washington, a San Francisco win and a loss from the Minnesota. In a game that was not decided until the end, the Eagles made big plays when they needed them most. Boston Scott had his second multi-TD game of the year, breaking through from two yards and one yard, and Jake Elliott came up clutch with two late field goals to give the Eagles the lead. The game still was not decided until a late interception by S Rodney McLeod off of Washington QB Taylor Heinicke with 30 seconds remaining. With San Francisco winning their game and Minnesota losing to Green Bay, the win clinched a playoff berth for Philadelphia. Nick Sirianni became just the third Eagles rookie head coach to clinch a playoff spot in his first season and the second NFL rookie head coach to lead his

team to a winning record and a playoff spot after a 2-5 start, joining Frank Reich with the Colts in 2018. A Week 18 loss to Dallas followed their trip to Washington, where DeVonta Smith broke the franchise rookie record for receiving yards in a season (916), previously held by DeSean Jackson (912 in 2008). The Eagles then lost their NFC Wild Card Playoff matchup against the defending Super Bowl Champions Tampa Bay, 31-15. The 2021 season offered many impressive feats by both the team and individuals. The Eagles second-half turnaround that was fueled by a powerful running game helped set team records in rushing yards (2,715), rushing TDs (25) and third-down conversion rate (45.7 pct.). Jalen Hurts also set the franchise record for rushing TDs by a QB in a season (10) and led all NFL QBs in rushing yards (784). Philadelphia sent C Jason Kelce, DT Javon Hargrave, DE Josh Sweat, CB Darius Slay and K Jake Elliott to the Pro Bowl, with Elliott, Hargrave and Sweat earning those honors for the first time. Both Hargrave and Sweat led the team in sacks (7.5) for the season, which were career highs for both. Elliott also had a career-year, hitting on a franchise-record 90.9 percent (30-of-33) of his FGs and all 44 of his PATs for a career-high 136 total points. The Eagles also had two players name to the All-Pro team by the Associated Press in Jason Kelce and Lane Johnson.

**2022** — The 2022 NFC Champion Philadelphia Eagles turned in the winningest season in franchise history, producing a league-high-tying 14-3 record (also Kansas City) en route to a playoff run that culminated in an appearance in Super Bowl LVII against the Chiefs (L, 35-38). Jeffrey Lurie became just the fourth individual owner to have three head coaches reach the Super Bowl (Andy Reid, Doug Pederson, Nick Sirianni), joining Pat Bowlen (Broncos), Al Davis (Raiders) and Georgia Frontiere (Rams). Excluding owners who acted as their team's general managers, Howie Roseman, who was voted the 2022 NFL Executive of the Year by the Pro Football Writers of America, became the second general manager to reach two Super Bowls with a different head coach and QB in each season (only to do so in a six-year span), joining Ozzie Newsome with Baltimore (2000, '12). At 41 years old, Nick Sirianni became the youngest head coach in Eagles history to appear in a Super Bowl. Sirianni also became the second head coach in NFL history to add five-or-more wins to their team's record in consecutive seasons, joining Bill Walsh (1983-84, 49ers), while his 14 wins tied for the most by anyone in their first two careers as an NFL head coach (also Jim Caldwell, Mike Martz and Georgia Seifert). Six players received *Associated Press* All-Pro honors for their efforts during the 2022 season. C Jason Kelce and T Lane Johnson were named to the first team, while CB James Bradberry, WR A.J. Brown, QB Jalen Hurts and LB Haason Reddick earned second-team accolades. Hurts was selected an *AP* NFL MVP finalist and finished 2nd in MVP voting, behind Patrick Mahomes. He became the fourth NFL QB since 2000 to lead his team to 14+ wins while posting 35+ total TDs (tied with Randall Cunningham in 1990 for the franchise record) and 8-or-fewer giveaways, joining Mahomes (2020), Aaron Rodgers (2011) and Tom Brady (2010). Overall, eight players earned Pro Bowl recognition, including Kelce, CB Darius Slay, Johnson, Brown, G Landon Dickerson, Hurts, Reddick and RB Miles Sanders. Philadelphia scored a franchise-record 477 points in 2022, including team records in total TDs (59), scrimmage TDs (57) and rushing TDs (32). The Eagles' 32 rushing TDs tied for the 3rd-most in league history, trailing the 1962 Packers (36) as well as the 1976 Steelers (33). The Eagles also finished the regular season with franchise records in third-down conversion rate (45.9%) and red zone TD efficiency (67.8%). Defensively, Philadelphia set a franchise record with an NFL-leading 70 sacks. Since 1982, when sacks became an official statistic, only the 1984 Bears (72) and 1989 Vikings (71) have totaled more. The Eagles became the first NFL team since 1982 to have four different players record 10.0+ sacks in the same year - Reddick (16.0), DE Brandon Graham (11.0), DT Javon Hargrave (11.0) and DE Josh Sweat (11.0). Brown and WR DeVonta Smith became the first 1,000+ yard receiving duo in franchise history. In his first season with the Eagles, Brown set a team record with 1,496 receiving yards, surpassing the previous mark owned by Mike Quick in 1983 (1,409). Smith finished his second NFL campaign with 95 receptions, which are the most by a WR in Eagles history, eclipsing the previous record established by Irving Fryary in 1996 (88).



# YEAR-BY-YEAR STATISTICS



[FRONT OFFICE & COACHING STAFF](#)

[PLAYER BIOS](#)

[2022 EAGLES STATISTICS](#)

[RECORD BOOK](#)

[ALL-TIME RESULTS](#)

[ALL-TIME ROSTERS](#)

[HONORS & HISTORY](#)

[YEAR-BY-YEAR STATISTICS](#)

[OFF THE FIELD](#)



SCHEDULE & RESULTS (14-3)					
S-11	W	38-35	at Detroit	64,537	
S-19	W	24-7	Minnesota	69,879	
S-25	W	24-8	at Washington	64,426	
O-02	W	29-21	Jacksonville	69,879	
O-09	W	20-17	at Arizona	63,919	
O-16	W	26-17	Dallas	69,879	
O-30	W	35-13	Pittsburgh	69,879	
N-03	W	29-17	at Houston	68,831	
N-14	L	21-32	Washington	69,879	
N-20	W	17-16	at Indianapolis	66,241	
N-27	W	40-33	Green Bay	69,879	
D-04	W	35-10	Tennessee	69,879	
D-11	W	48-22	at N.Y. Giants	81,506	
D-18	W	25-20	at Chicago	48,423	
D-24	L	34-40	at Dallas	93,754	
J-01	L	10-20	New Orleans	69,879	
J-08	W	22-16	N.Y. Giants	69,879	
<b>NFC DIVISIONAL PLAYOFF</b>					
J-21	W	38-7	N.Y. Giants	69,879	
<b>NFC CHAMPIONSHIP</b>					
J-29	W	31-7	San Francisco	69,879	
<b>SUPER BOWL LVIII (at Arizona)</b>					
F-12	L	35-38	Kansas City	67,827	

TEAM STATS	EAGLES	OPP
<b>Total First Downs</b>	<b>385</b>	<b>325</b>
Rushing	161	115
Passing	195	186
Penalty	29	24
<b>3rd Down: Made/Att</b>	<b>102/222</b>	<b>86/223</b>
3rd Down Pct.	45.9%	38.6%
<b>4th Down: Made/Att</b>	<b>22/32</b>	<b>15/25</b>
4th Down Pct.	68.8%	60.0%
<b>Possession Avg.</b>	<b>30:33</b>	<b>29:27</b>
<b>Total Net Yards</b>	<b>6614</b>	<b>5125</b>
Avg. Per Game	389.1	301.5
Total Plays	1124	1072
Avg. Per Play	5.9	4.8
<b>Net Yards Rushing</b>	<b>2509</b>	<b>2068</b>
Avg. Per Game	147.6	121.6
Total Rushes	544	446
<b>Net Yards Passing</b>	<b>4105</b>	<b>3057</b>
Avg. Per Game	241.5	179.8
Sacked/Yards Lost	44/259	70/491
Gross Yards	4364	3548
Attempts/Completions	536/350	556/350
Completion Pct.	65.3%	62.9%
Had Intercepted	9	17
<b>Punts/Average</b>	<b>56/43.7</b>	<b>73/48.9</b>
<b>Net Punting Avg.</b>	<b>39</b>	<b>43.4</b>
<b>Penalties/Yards</b>	<b>90/682</b>	<b>95/798</b>
<b>Fumbles/Ball Lost</b>	<b>23/10</b>	<b>22/10</b>
<b>Touchdowns</b>	<b>59</b>	<b>40</b>
Rushing	32	15
Passing	25	22
Returns	2	3

Score By Periods	Q1	Q2	Q3	Q4	OT	Pts
Eagles	89	207	82	99	0	477
Opponents	84	91	56	113	0	344

Passing	Att	Cmp	Yds	Cmp%	Y/A	TD	TD%	Int	Int%	Lg	Sk/Lost	Rat
J. Hurts	460	306	3701	66.5%	8.0	22	4.8%	6	1.3%	68	38/231	101.6
G. Minshew	76	44	663	57.9%	8.7	3	3.9%	3	3.9%	78t	6/28	83.4
<b>Eagles</b>	<b>536</b>	<b>350</b>	<b>4364</b>	<b>65.3%</b>	<b>8.1</b>	<b>25</b>	<b>4.7%</b>	<b>9</b>	<b>1.7%</b>	<b>78t</b>	<b>44/259</b>	<b>99.0</b>
<b>Opponents</b>	<b>556</b>	<b>350</b>	<b>3548</b>	<b>62.9%</b>	<b>6.4</b>	<b>22</b>	<b>4.0%</b>	<b>17</b>	<b>3.1%</b>	<b>63t</b>	<b>70/491</b>	<b>81.6</b>

Scoring	TD	Ru	Pa	Rt	PAT	FG	2Pt	Pts
J. Elliott	0	0	0	0	51/53	20/23	0	111
J. Hurts	13	13	0	0			2	82
A. Brown	11	0	11	0			0	66
M. Sanders	11	11	0	0			0	66
D. Smith	7	0	7	0			0	42
K. Gainwell	4	4	0	0			0	24
D. Goedert	3	0	3	0			0	18
Q. Watkins	3	0	3	0			0	18
B. Scott	3	3	0	0			0	18
C. Dicker	0	0	0	0	2/2	2/2	0	8
G. Minshew	1	1	0	0			0	6
J. Sweat	1	0	0	1			0	6
J. Bradberry	1	0	0	1			0	6
Z. Pascal	1	0	1	0			0	6
<b>Eagles</b>	<b>59</b>	<b>32</b>	<b>25</b>	<b>2</b>	<b>53/55</b>	<b>22/25</b>	<b>2</b>	<b>477</b>
<b>Opponents</b>	<b>40</b>	<b>15</b>	<b>22</b>	<b>3</b>	<b>34/36</b>	<b>22/25</b>	<b>1</b>	<b>344</b>

2-Pt. Conversions: Eagles: 2/4, Opponents: 1/3

Rushing	No.	Yds	Avg	Lg	TD
M. Sanders	259	1269	4.9	40t	11
J. Hurts	165	760	4.6	42	13
K. Gainwell	53	240	4.5	13	4
B. Scott	54	217	4.0	21	3
T. Sermon	2	19	9.5	14	0
G. Minshew	7	3	0.4	3	1
Q. Watkins	3	1	0.3	4	0
Z. Pascal	1	0	0.0	0	0
<b>Eagles</b>	<b>544</b>	<b>2509</b>	<b>4.6</b>	<b>42</b>	<b>32</b>
<b>Opponents</b>	<b>446</b>	<b>2068</b>	<b>4.6</b>	<b>50</b>	<b>15</b>

Receiving	No.	Yds	Avg	Lg	TD
D. Smith	95	1196	12.6	45	7
A. Brown	88	1496	17.0	78t	11
D. Goedert	55	702	12.8	31	3
Q. Watkins	33	354	10.7	53t	3
K. Gainwell	23	169	7.3	20	0
M. Sanders	20	78	3.9	16	0
Z. Pascal	15	150	10.0	34t	1
J. Stoll	11	123	11.2	26	0
G. Calcaterra	5	81	16.2	40	0
B. Scott	5	15	3.0	5	0
N. Toggiai	0	0	0.0	0	0
<b>Eagles</b>	<b>350</b>	<b>4364</b>	<b>12.5</b>	<b>78t</b>	<b>25</b>
<b>Opponents</b>	<b>350</b>	<b>3548</b>	<b>10.1</b>	<b>63t</b>	<b>22</b>

INTs	No.	Yds	Avg	Lg	TD
C. Gardner-Johnson	6	54	9.0	25	0
J. Bradberry	3	54	18.0	27t	1
D. Slay	3	17	5.7	19	0
J. Scott	2	13	6.5	13	0
J. Sweat	1	42	42.0	42t	1
R. Blankenship	1	4	4.0	4	0
A. Maddox	1	2	2.0	2	0
<b>Eagles</b>	<b>17</b>	<b>186</b>	<b>10.9</b>	<b>42t</b>	<b>2</b>
<b>Opponents</b>	<b>9</b>	<b>110</b>	<b>12.2</b>	<b>59t</b>	<b>2</b>

**Sacks:** H. Reddick 16.0, J. Sweat 11.0, J. Hargrave 11.0, B. Graham 11.0, F. Cox 7.0, M. Williams 4.0, T. Edwards 2.0, K. White 1.5, C. Gardner-Johnson 1.0, Z. McPhearson 1.0, A. Maddox 1.0, M. Tuipulotu 1.0, N. Suh 1.0, L. Joseph 0.5

**Eagles: 69.0, Opponents: 44.0**

**Fumbles Lost:** M. Sanders 2, A. Brown 2, J. Hurts 2, D. Smith 1, D. Goedert 1, Q. Watkins 1,

G. Minshew 1 **Total: 10**  
**Opponent Fumble Recoveries:** H. Reddick 3, J. Hargrave 2, F. Cox 1, A. Maddox 1, T. Edwards 1, M. Tuipulotu 1, P. Johnson 1 **Total: 10**

Punting	No	Yds	Avg	Net	TB	In	Lg	B
A. Siposs	44	2005	45.6	39.6	3	16	59	1
B. Kern	10	408	40.8	36.6	0	1	53	0
J. Elliott	1	35	35.0	35.0	0	0	35	0
<b>Eagles</b>	<b>56</b>	<b>2448</b>	<b>43.7</b>	<b>39.0</b>	<b>3</b>	<b>17</b>	<b>59</b>	<b>1</b>
<b>Opponents</b>	<b>73</b>	<b>3569</b>	<b>48.9</b>	<b>43.4</b>	<b>4</b>	<b>27</b>	<b>67</b>	<b>0</b>

Punt Returns	Ret	FC	Yds	Avg	Lg	TD
B. Covey	33	18	308	9.3	27	0
D. Smith	2	0	15	7.5	12	0
<b>Eagles</b>	<b>35</b>	<b>18</b>	<b>323</b>	<b>9.2</b>	<b>27</b>	<b>0</b>
<b>Opponents</b>	<b>25</b>	<b>14</b>	<b>203</b>	<b>8.1</b>	<b>20</b>	<b>0</b>

Kickoff Returns	No.	Yds	Avg	Lg	TD
B. Scott	15	406	27.1	66	0
B. Covey	10	206	20.6	26	0
Q. Watkins	5	51	10.2	17	0
<b>Eagles</b>	<b>30</b>	<b>663</b>	<b>22.1</b>	<b>66</b>	<b>0</b>
<b>Opponents</b>	<b>30</b>	<b>784</b>	<b>26.1</b>	<b>63</b>	<b>0</b>

Field Goals	1-19	20-29	30-39	40-49	50+
J. Elliott	0/0	6/6	8/9	1/2	5/6
C. Dicker	0/0	1/1	0/0	1/1	0/0
<b>Eagles</b>	<b>0/0</b>	<b>7/7</b>	<b>8/9</b>	<b>2/3</b>	<b>5/6</b>
<b>Opponents</b>	<b>0/0</b>	<b>7/7</b>	<b>8/8</b>	<b>3/4</b>	<b>4/6</b>



SCHEDULE & RESULTS (9-8)				
S-12	W	32-6	at Atlanta	68,633
S-19	L	11-17	San Francisco	69,796
S-27	L	21-41	at Dallas	93,267
O-03	L	30-42	Kansas City	69,796
O-10	W	21-18	at Carolina	72,545
O-14	L	22-28	Tampa Bay	69,796
O-24	L	22-33	at Las Vegas	62,000
O-31	W	44-6	at Detroit	47,192
N-07	L	24-27	LA Chargers	69,796
N-14	W	30-13	at Denver	76,766
N-21	W	40-29	New Orleans	69,796
N-28	L	7-13	at NY Giants	73,969
D-05	W	33-18	at NY Jets	73,311
D-21	W	27-17	Washington	69,796
D-26	W	34-10	NY Giants	69,796
J-02	W	20-16	at Washington	51,563
J-08	L	26-51	Dallas	69,796
<b>NFC WILD CARD PLAYOFF</b>				
J-16	L	15-31	at Tampa Bay	65,077

TEAM STATS	EAGLES	OPP				
<b>Total First Downs</b>	<b>352</b>	<b>358</b>				
Rushing	163	115				
Passing	167	208				
Penalty	22	35				
<b>3rd Down: Made/Att</b>	<b>101/221</b>	<b>93/217</b>				
3rd Down Pct.	45.7%	42.9%				
<b>4th Down: Made/Att</b>	<b>11/24</b>	<b>14/29</b>				
4th Down Pct.	45.8%	48.3%				
<b>Possession Avg.</b>	<b>29:55</b>	<b>30:05</b>				
<b>Total Net Yards</b>	<b>6119</b>	<b>5590</b>				
Avg. Per Game	359.9	328.8				
Total Plays	1075	1076				
Avg. Per Play	5.7	5.2				
<b>Net Yards Rushing</b>	<b>2715</b>	<b>1834</b>				
Avg. Per Game	159.7	107.9				
Total Rushes	550	458				
<b>Net Yards Passing</b>	<b>3404</b>	<b>3756</b>				
Avg. Per Game	200.2	220.9				
Sacked/Yards Lost	31/181	29/220				
Gross Yards	3585	3976				
Attempts/Completions	494/307	589/409				
Completion Pct.	62.1%	69.4%				
Had Intercepted	10	12				
<b>Punts/Average</b>	<b>55/43.9</b>	<b>63/43.6</b>				
<b>Net Punting Avg.</b>	<b>38.7</b>	<b>39.1</b>				
<b>Penalties/Yards</b>	<b>107/842</b>	<b>92/824</b>				
<b>Fumbles/Ball Lost</b>	<b>22/6</b>	<b>17/4</b>				
<b>Touchdowns</b>	<b>50</b>	<b>47</b>				
Rushing	25	18				
Passing	20	28				
Returns	5	1				
<b>Score By Periods</b>						
	<b>Q1</b>	<b>Q2</b>	<b>Q3</b>	<b>Q4</b>	<b>OT</b>	<b>Pts</b>
Eagles	89	104	112	139	0	444
Opponents	100	111	53	121	0	385

Passing	Att	Cmp	Yds	Cmp%	Y/A	TD	TD%	Int	Int%	Lg	Sk/Lost	Rat
J. Hurts	432	265	3144	61.3%	7.3	16	3.7%	9	2.1%	91	26/150	87.2
G. Minshew	60	41	439	68.3%	7.3	4	6.7%	1	1.7%	36t	5/31	104.8
G. Ward	2	1	2	50.0%	1.0	0	0.0%	0	0.0%	2	0/0	56.3
<b>Eagles</b>	<b>494</b>	<b>307</b>	<b>3585</b>	<b>62.1%</b>	<b>7.3</b>	<b>20</b>	<b>4.0%</b>	<b>10</b>	<b>2.0%</b>	<b>91</b>	<b>31/ 181</b>	<b>89.2</b>
<b>Opponents</b>	<b>589</b>	<b>409</b>	<b>3976</b>	<b>69.4%</b>	<b>6.8</b>	<b>28</b>	<b>4.8%</b>	<b>12</b>	<b>2.0%</b>	<b>64</b>	<b>29/ 220</b>	<b>95.4</b>

Scoring	TD	Ru	Pa	Rt	PAT	FG	2Pt	Pts
J. Elliott	0	0	0	0	44/44	30/33	0	134
J. Hurts	10	10	0	0			0	60
B. Scott	7	7	0	0			0	42
K. Gainwell	6	5	1	0		1	38	
D. Smith	5	0	5	0		1	32	
D. Goedert	4	0	4	0		1	26	
J. Howard	3	3	0	0		0	18	
D. Slay	3	0	0	3		0	18	
G. Ward	3	0	3	0		0	18	
Z. Ertz	2	0	2	0		0	12	
J. Reagor	2	0	2	0		0	12	
Q. Watkins	1	0	1	0		1	8	
F. Cox	1	0	0	1		0	6	
Ty. Jackson	1	0	1	0		0	6	
L. Johnson	1	0	1	0		0	6	
A. Singleton	1	0	0	1		0	6	
M. Sanders	0	0	0	0		1	2	
<b>Eagles</b>	<b>50</b>	<b>25</b>	<b>20</b>	<b>5</b>	<b>44/44</b>	<b>30/33</b>	<b>5</b>	<b>444</b>
<b>Opponents</b>	<b>47</b>	<b>18</b>	<b>28</b>	<b>1</b>	<b>36/43</b>	<b>21/24</b>	<b>2</b>	<b>385</b>

2-Pt. Conversions: Eagles: 5/6, Opponents: 1/4

Rushing	No.	Yds	Avg	Lg	TD
J. Hurts	139	784	5.6	31	10
M. Sanders	137	754	5.5	38	0
J. Howard	86	406	4.7	25	3
B. Scott	87	373	4.3	23	7
K. Gainwell	68	291	4.3	18t	5
J. Huntley	13	51	3.9	18	0
J. Reagor	10	32	3.2	12	0
G. Minshew	9	21	2.3	9	0
Q. Watkins	1	3	3.0	3	0
<b>Eagles</b>	<b>550</b>	<b>2715</b>	<b>4.9</b>	<b>38</b>	<b>25</b>
<b>Opponents</b>	<b>458</b>	<b>1834</b>	<b>4.0</b>	<b>38</b>	<b>18</b>

Receiving	No.	Yds	Avg	Lg	TD
D. Smith	64	916	14.3	46	5
D. Goedert	56	830	14.8	45	4
Q. Watkins	43	647	15.0	91	1
J. Reagor	33	299	9.1	34	2
K. Gainwell	33	253	7.7	19	1
M. Sanders	26	158	6.1	25	0
Z. Ertz	18	189	10.5	28	2
B. Scott	13	83	6.4	19	0
G. Ward	7	95	13.6	27	3
J. Stoll	4	22	5.5	9	0
Ty. Jackson	3	22	7.3	13	1
J. Arcega-Whiteside	2	36	18.0	23	0
J. Howard	2	19	9.5	10	0
R. Rodgers	2	11	5.5	9	0
L. Johnson	1	5	5.0	5t	1
<b>Eagles</b>	<b>307</b>	<b>3585</b>	<b>11.7</b>	<b>91</b>	<b>20</b>
<b>Opponents</b>	<b>409</b>	<b>3976</b>	<b>9.7</b>	<b>64</b>	<b>28</b>

INTs	No.	Yds	Avg	Lg	TD
D. Slay	3	76	25.3	51t	1
R. McLeod	2	24	12.0	24	0
A. Singleton	1	29	29.0	29t	1
E. Wilson	1	7	7.0	7	0
S. Nelson	1	4	4.0	4	0
A. Harris	1	2	2.0	2	0
T. Edwards	1	1	1.0	1	0
M. Epps	1	0	0.0	0	0
J. Scott	1	-1	-1.0	-1	0
<b>Eagles</b>	<b>12</b>	<b>142</b>	<b>11.8</b>	<b>51t</b>	<b>2</b>
<b>Opponents</b>	<b>10</b>	<b>107</b>	<b>10.7</b>	<b>59t</b>	<b>1</b>

Sacks: J. Hargrave 7.5, J. Sweat 7.5, F. Cox 3.5, D. Barnett 2.0, H. Ridgeway 2.0, M. Williams 2.0, G. Avery 1.0, T. Edwards 1.0, Ta. Jackson 1.0, J. Scott 1.0, A. Maddox 0.5

Eagles: 29.0, Opponents: 31.0

Fumbles Lost: J. Hurts 2, K. Gainwell 1, M. Sanders 1, B. Scott 1, D. Smith 1 Total: 6

Opponent Fumble Recoveries: D. Slay 2, T. Edwards 1, F. Cox 1 Total: 4

Punting	No	Yds	Avg	Net	TB	In	Lg	B
A. Siposs	55	2416	43.9	38.7	3	17	68	0
<b>Eagles</b>	<b>55</b>	<b>2416</b>	<b>43.9</b>	<b>38.7</b>	<b>3</b>	<b>17</b>	<b>68</b>	<b>0</b>
<b>Opponents</b>	<b>63</b>	<b>2744</b>	<b>43.6</b>	<b>39.1</b>	<b>2</b>	<b>23</b>	<b>62</b>	<b>1</b>

Punt Returns	Ret	FC	Yds	Avg	Lg	TD
J. Reagor	31	15	227	7.3	39	0
G. Ward	2	1	12	6.0	12	0
<b>Eagles</b>	<b>33</b>	<b>16</b>	<b>239</b>	<b>7.2</b>	<b>39</b>	<b>0</b>
<b>Opponents</b>	<b>24</b>	<b>12</b>	<b>225</b>	<b>9.4</b>	<b>22</b>	<b>0</b>

Kickoff Returns	No.	Yds	Avg	Lg	TD
J. Reagor	12	255	21.3	44	0
K. Gainwell	8	137	17.1	31	0
Q. Watkins	8	138	17.3	24	0
J. Huntley	3	84	28.0	35	0
J. Hightower	1	0	0.0	17	0
B. Scott	1	13	13.0	13	0
G. Ward	1	3	3.0	3	0
<b>Eagles</b>	<b>34</b>	<b>630</b>	<b>18.5</b>	<b>44</b>	<b>0</b>
<b>Opponents</b>	<b>34</b>	<b>888</b>	<b>26.1</b>	<b>79</b>	<b>0</b>

Field Goals	1-19	20-29	30-39	40-49	50+
J. Elliott	0/0	7/7	10/10	10/13	3/3
<b>Eagles</b>	<b>0/0</b>	<b>7/7</b>	<b>10/10</b>	<b>10/13</b>	<b>3/3</b>
<b>Opponents</b>	<b>0/0</b>	<b>8/9</b>	<b>6/6</b>	<b>4/5</b>	<b>3/4</b>

Elliott: (43G) (45G, 47B) () (29G, 25G, 31G) (30G, 58G) (46N) () (43G, 26G, 41G) (24G) (30G, 52G, 23G) (50G, 37G, 33G, 47G) () (31G, 32G, 43G, 46G) (20G, 37G) (41N, 22G, 37G) (42G, 41G) (38G, 40G) **Opponents:** (21G, 27G) (46G) () () (48G, 43G, 50G) () (28G, 39G) (47N) (30G, 29G) (21G, 22B, 28G) (28G) (35G, 51N, 39G) () (22G) (54G) (31G, 39G, 55G) (48G)





SCHEDULE & RESULTS (4-11-1)					
S-13	L	17-27	at Washington	---	
S-20	L	19-37	L.A. Rams	---	
S-27	T	23-23	Cincinnati	---	
O-04	W	25-20	at San Francisco	---	
O-11	L	29-38	at Pittsburgh	4,708	
O-18	L	28-30	Baltimore	---	
O-22	W	22-21	New York Giants	---	
N-01	W	23-9	Dallas	---	
N-15	L	17-27	at New York Giants	---	
N-22	L	17-22	at Cleveland	11,133	
N-30	L	17-23	Seattle	---	
D-06	L	16-30	at Green Bay	---	
D-13	W	24-21	New Orleans	---	
D-20	L	26-33	at Arizona	---	
D-27	L	17-37	at Dallas	30,131	
J-03	L	14-20	Washington	---	

TEAM STATS	EAGLES	OPP
<b>Total First Downs</b>	<b>336</b>	<b>340</b>
Rushing	114	98
Passing	177	209
Penalty	45	33
<b>3rd Down: Made/Att</b>	<b>82/220</b>	<b>80/211</b>
3rd Down Pct.	37.3%	37.9%
<b>4th Down: Made/Att</b>	<b>15/35</b>	<b>7/18</b>
4th Down Pct.	42.9%	38.9%
<b>Possession Avg.</b>	<b>28:58</b>	<b>31:02</b>
<b>Total Net Yards</b>	<b>5354</b>	<b>5810</b>
Avg. Per Game	334.6	363.1
Total Plays	1066	1060
Avg. Per Play	5.0	5.5
<b>Net Yards Rushing</b>	<b>2027</b>	<b>2012</b>
Avg. Per Game	126.7	125.8
Total Rushes	403	481
<b>Net Yards Passing</b>	<b>3327</b>	<b>3798</b>
Avg. Per Game	207.9	237.4
Sacked/Yards Lost	65/401	49/324
Gross Yards	3728	4122
Attempts/Completions	598/334	530/364
Completion Pct.	55.9%	68.7%
Had Intercepted	20	8
<b>Punts/Average</b>	<b>74/45.9</b>	<b>71/46.1</b>
<b>Net Punting Avg.</b>	<b>40.6</b>	<b>42</b>
<b>Penalties/Yards</b>	<b>107/853</b>	<b>112/1036</b>
<b>Fumbles/Ball Lost</b>	<b>31/9</b>	<b>21/11</b>
<b>Touchdowns</b>	<b>42</b>	<b>48</b>
Rushing	16	20
Passing	22	27
Returns	4	1

Score By Periods	Q1	Q2	Q3	Q4	OT	Pts
Eagles	62	103	58	111	0	334
Opponents	88	119	97	114	0	418

Passing	Att	Cmp	Yds	Cmp%	Y/A	TD	TD%	Int	Int%	Lg	Sk/Lost	Rat
C.Wentz	437	251	2620	57.4%	6.0	16	3.7%	15	3.4%	59	50/326	72.8
J.Hurts	148	77	1061	52.0%	7.2	6	4.1%	4	2.7%	81t	13/59	77.5
N.Sudfeld	12	5	32	41.7%	2.7	0	0.0%	1	8.3%	10	2/16	14.6
G.Ward	1	1	15	100.0%	15.0	0	0.0%	0	0.0%	15	0/0	118.8
<b>Eagles</b>	<b>598</b>	<b>334</b>	<b>3728</b>	<b>55.9%</b>	<b>6.2</b>	<b>22</b>	<b>3.7%</b>	<b>20</b>	<b>3.3%</b>	<b>81t</b>	<b>65/401</b>	<b>72.9</b>
<b>Opponents</b>	<b>530</b>	<b>364</b>	<b>4122</b>	<b>68.7%</b>	<b>7.8</b>	<b>27</b>	<b>5.1%</b>	<b>8</b>	<b>1.5%</b>	<b>69</b>	<b>49/324</b>	<b>102.4</b>

Scoring	TD	Ru	Pa	Rt	PAT	FG	2Pt	Pts
J.Elliott	0	0	0	0	24/26	14/19	0	66
M.Sanders	6	6	0	0			2	40
G.Ward	6	0	6	0			1	38
C.Wentz	5	5	0	0			0	30
T.Fulgham	4	0	4	0			0	24
J.Hurts	3	3	0	0			0	18
D.Goedert	3	0	3	0			0	18
J.Reagor	2	0	1	1			1	14
B.Scott	2	1	1	0			0	12
R.Rodgers	2	0	2	0			0	12
Z.Ertz	1	0	1	0			1	8
Arcega-Whiteside	1	0	0	1			1	8
Q.Watkins	1	0	1	0			0	6
J.Croom	1	0	1	0			0	6
C.Clement	1	1	0	0			0	6
A.Singleton	1	0	0	1			0	6
D.Jackson	1	0	1	0			0	6
R.McLeod	1	0	0	1			0	6
A.Jeffery	1	0	1	0			0	6
J.Hightower	0	0	0	0			1	2
<b>Eagles</b>	<b>42</b>	<b>16</b>	<b>22</b>	<b>4</b>	<b>24/26</b>	<b>14/19</b>	<b>7</b>	<b>334</b>
<b>Opponents</b>	<b>48</b>	<b>20</b>	<b>27</b>	<b>1</b>	<b>45/47</b>	<b>27/32</b>	<b>0</b>	<b>418</b>

2-Pt. Conversions: Eagles: 7/16, Opponents: 0/1

Rushing	No.	Yds	Avg	Lg	TD
M.Sanders	164	867	5.3	82t	6
B.Scott	80	374	4.7	56t	1
J.Hurts	63	354	5.6	24	3
C.Wentz	52	276	5.3	40	5
C.Clement	21	75	3.6	7	1
J.Howard	7	27	3.9	11	0
J.Reagor	4	26	6.5	19	0
J.Huntley	5	19	3.8	10	0
N.Sudfeld	2	12	6.0	12	0
D.Jackson	1	12	12.0	12	0
J.Hightower	1	1	1.0	1	0
Z.Ertz	0	0	0.0	0	0
G.Ward	2	-4	-2.0	2	0
A.Killins	1	-12	-12.0	-12	0
<b>Eagles</b>	<b>403</b>	<b>2027</b>	<b>5.0</b>	<b>82t</b>	<b>16</b>
<b>Opponents</b>	<b>481</b>	<b>2012</b>	<b>4.2</b>	<b>80</b>	<b>20</b>

Receiving	No.	Yds	Avg	Lg	TD
G.Ward	53	419	7.9	32t	6
D.Goedert	46	524	11.4	41	3
T.Fulgham	38	539	14.2	42t	4
Z.Ertz	36	335	9.3	42	1
J.Reagor	31	396	12.8	55	1
M.Sanders	28	197	7.0	28	0
B.Scott	25	212	8.5	18t	1
R.Rodgers	24	345	14.4	33t	2
D.Jackson	14	236	16.9	81t	1
J.Hightower	10	167	16.7	59	0
Q.Watkins	7	106	15.1	43	1
A.Jeffery	6	115	19.2	39	1
C.Clement	5	25	5.0	12	0
J.Arcega-Whiteside	4	85	21.3	37	0
D.Burnett	3	19	6.3	10	0
J.Croom	1	3	3.0	3t	1
J.Hurts	1	3	3.0	3	0
A.Killins	1	2	2.0	2	0
J.Huntley	1	0	0.0	0	0
H.Butler	0	0	0.0	0	0
<b>Eagles</b>	<b>334</b>	<b>3728</b>	<b>11.2</b>	<b>81t</b>	<b>22</b>
<b>Opponents</b>	<b>364</b>	<b>4122</b>	<b>11.3</b>	<b>69</b>	<b>27</b>

INTs	No.	Yds	Avg	Lg	TD
M.Epps	2	0	0.0	0	0
A.Singleton	1	30	30.0	30t	1
D.Slay	1	25	25.0	25	0
R.McLeod	1	21	21.0	21	0
T.Edwards	1	13	13.0	13	0
D.Riley	1	7	7.0	7	0
J.Mills	1	5	5.0	5	0
<b>Eagles</b>	<b>8</b>	<b>101</b>	<b>12.6</b>	<b>30t</b>	<b>1</b>
<b>Opponents</b>	<b>20</b>	<b>132</b>	<b>6.6</b>	<b>50t</b>	<b>1</b>

Sacks: B.Graham 8.0, F.Cox 6.5, J.Sweat 6.0, D.Barnett 5.5, J.Hargrave 4.5, V.Curry 3.0, M.Jackson 2.5, T.Edwards 2.0, A.Singleton 2.0, J.Mills 1.5, G.Avery 1.5, M.Jacquet 1.0, H.Ridgeway 1.0, N.Gerry 1.0, R.Williams 1.0, C.LeBlanc 1.0, T.McGill 0.5, D.Riley 0.5, **Eagles: 49.0, Opponents: 65.0**

Fumbles Lost: C.Wentz 4, M.Sanders 2, J.Hurts 2, N.Sudfeld 1 **Total: 9**

Opponent Fumble Recoveries: R.McLeod 2, A.Singleton 2, C.LeBlanc 1, J.Hargrave 1, K.Wallace 1, V.Curry 1, M.Jackson 1, N.Robey 1, B.Graham 1 **Total: 11**

Punting	No	Yds	Avg	Net	TB	In	Lg	B
C.Johnston	71	3318	46.7	40.6	6	26	66	1
J.Elliott	2	77	38.5	38.5	0	1	42	0
<b>Eagles</b>	<b>74</b>	<b>3395</b>	<b>45.9</b>	<b>40.6</b>	<b>6</b>	<b>27</b>	<b>66</b>	<b>1</b>
<b>Opponents</b>	<b>71</b>	<b>3271</b>	<b>46.1</b>	<b>42.0</b>	<b>3</b>	<b>28</b>	<b>71</b>	<b>0</b>

Punt Returns	Ret	FC	Yds	Avg	Lg	TD
G.Ward	21	22	134	6.4	22	0
J.Reagor	4	4	94	23.5	73t	1
D.Jackson	1	1	2	2.0	2	0
<b>Eagles</b>	<b>26</b>	<b>27</b>	<b>230</b>	<b>8.8</b>	<b>73t</b>	<b>1</b>
<b>Opponents</b>	<b>43</b>	<b>13</b>	<b>274</b>	<b>6.4</b>	<b>20</b>	<b>0</b>

Kickoff Returns	No.	Yds	Avg	Lg	TD
B.Scott	28	590	21.1	46	0
J.Huntley	2	36	18.0	20	0
C.Clement	1	22	22.0	22	0
<b>Eagles</b>	<b>31</b>	<b>648</b>	<b>20.9</b>	<b>46</b>	<b>0</b>
<b>Opponents</b>	<b>26</b>	<b>581</b>	<b>22.3</b>	<b>37</b>	<b>0</b>

Field Goals	1-19	20-29	30-39	40-49	50+
J.Elliott	0/0	1/3	6/6	5/5	2/5
<b>Eagles</b>	<b>0/0</b>	<b>1/3</b>	<b>6/6</b>	<b>5/5</b>	<b>2/5</b>
<b>Opponents</b>	<b>0/0</b>	<b>4/4</b>	<b>7/7</b>	<b>14/17</b>	<b>2/4</b>

Elliott: (38G, 53SH) (38G, 33G) (27G, 42G, 54G) (35G) (57WR) (52WR) (31G, 29WL) () (40G) (43G) (42G) (52G) (44G, 22LU) () (38G) ()



SCHEDULE & RESULTS (9-7)					
S-08	W	32-27	Washington	69,796	
S-15	L	20-24	at Atlanta	72,443	
S-22	L	24-27	Detroit	69,796	
S-26	W	34-27	at Green Bay	77,509	
O-06	W	31-6	New York Jets	69,796	
O-13	L	20-38	at Minnesota	66,837	
O-20	L	10-37	at Dallas	91,213	
O-27	W	31-13	at Buffalo	69,435	
N-03	W	22-14	Chicago	69,796	
N-17	L	10-17	New England	69,796	
N-24	L	9-17	Seattle	69,796	
D-01	L	31-37	at Miami	65,545	
D-09	W	23-17	New York Giants (OT)	69,796	
D-15	W	37-27	at Washington	63,246	
D-22	W	17-9	Dallas	69,796	
D-29	W	34-17	at New York Giants	75,029	
<b>NFC WILD CARD PLAYOFF</b>					
J-05	L	9-17	Seattle	69,796	

TEAM STATS	EAGLES	OPP
<b>Total First Downs</b>	<b>354</b>	<b>289</b>
Rushing	104	76
Passing	215	185
Penalty	35	28
<b>3rd Down: Made/Att</b>	<b>104/229</b>	<b>70/205</b>
3rd Down Pct.	45.4%	34.1%
<b>4th Down: Made/Att</b>	<b>8/24</b>	<b>11/18</b>
4th Down Pct.	33.3%	61.1%
<b>Possession Avg.</b>	<b>32:56</b>	<b>27:04</b>
<b>Total Net Yards</b>	<b>5772</b>	<b>5307</b>
Avg. Per Game	360.8	331.7
Total Plays	1104	967
Avg. Per Play	5.2	5.5
<b>Net Yards Rushing</b>	<b>1939</b>	<b>1442</b>
Avg. Per Game	121.2	90.1
Total Rushes	454	353
<b>Net Yards Passing</b>	<b>3833</b>	<b>3865</b>
Avg. Per Game	239.6	241.6
Sacked/Yards Lost	37/230	43/271
Gross Yards	4063	4136
Attempts/Completions	613/391	571/348
Completion Pct.	63.8%	60.9%
Had Intercepted	8	11
<b>Punts/Average</b>	<b>71/46.4</b>	<b>86/44.7</b>
<b>Net Punting Avg.</b>	<b>42.3</b>	<b>41.2</b>
<b>Penalties/Yards</b>	<b>100/836</b>	<b>115/959</b>
<b>Fumbles/Ball Lost</b>	<b>31/15</b>	<b>19/9</b>
<b>Touchdowns</b>	<b>46</b>	<b>41</b>
Rushing	16	13
Passing	27	27
Returns	3	1

Score By Periods	Q1	Q2	Q3	Q4	OT	Pts
Eagles	69	103	104	103	6	385
Opponents	72	129	68	85	0	354

Passing	Att	Cmp	Yds	Cmp%	Y/A	TD	TD%	Int	Int%	Lg	Sk/Lost	Rat
C.Wentz	607	388	4039	63.9%	6.6	27	4.4%	7	1.2%	53t	37/230	93.1
J.McCown	5	3	24	60.0%	4.8	0	0.0%	0	0.0%	13	0/0	72.1
J.Elliott	1	0	0	0.0%	0.0	0	0.0%	1	100.0%	0	0/0	0.0
<b>Eagles</b>	<b>613</b>	<b>391</b>	<b>4063</b>	<b>63.8%</b>	<b>6.6</b>	<b>27</b>	<b>4.4%</b>	<b>8</b>	<b>1.3%</b>	<b>53t</b>	<b>37/230</b>	<b>92.1</b>
<b>Opponents</b>	<b>571</b>	<b>348</b>	<b>4136</b>	<b>60.9%</b>	<b>7.2</b>	<b>27</b>	<b>4.7%</b>	<b>11</b>	<b>1.9%</b>	<b>75t</b>	<b>43/271</b>	<b>90.8</b>

Scoring	TD	Ru	Pa	Rt	PAT	FG	2Pt	Pts
J.Elliott	0	0	0	0	35/37	22/26	0	101
J.Howard	7	6	1	0			0	42
Z.Ertz	6	0	6	0			1	38
M.Sanders	6	3	3	0			1	38
D.Goedert	5	0	5	0			0	30
B.Scott	5	5	0	0			0	30
A.Jeffery	5	1	4	0			0	30
N.Agholor	3	0	3	0			1	20
D.Jackson	2	0	2	0			0	12
O.Scandrick	1	0	0	1			0	6
N.Bradham	1	0	0	1			0	6
C.Wentz	1	1	0	0			0	6
N.Gerry	1	0	0	1			0	6
G.Ward	1	0	1	0			0	6
J.Perkins	1	0	1	0			0	6
Arcega-Whiteside	1	0	1	0			0	6
D.Sproles	0	0	0	0			1	2
<b>Eagles</b>	<b>46</b>	<b>16</b>	<b>27</b>	<b>3</b>	<b>35/37</b>	<b>22/26</b>	<b>4</b>	<b>385</b>
<b>Opponents</b>	<b>41</b>	<b>13</b>	<b>27</b>	<b>1</b>	<b>35/37</b>	<b>23/27</b>	<b>2</b>	<b>354</b>

2-Pt. Conversions: Eagles: 4/7, Opponents: 2/4

Rushing	No.	Yds	Avg	Lg	TD
M.Sanders	179	818	4.6	65t	3
J.Howard	119	525	4.4	20	6
B.Scott	61	245	4.0	25	5
C.Wentz	62	243	3.9	19	1
D.Sproles	17	66	3.9	17	0
J.Ajayi	10	30	3.0	11	0
N.Agholor	2	7	3.5	16	0
G.Ward	1	5	5.0	5	0
A.Jeffery	1	2	2.0	2t	1
J.McCown	2	-2	-1.0	-1	0
<b>Eagles</b>	<b>454</b>	<b>1939</b>	<b>4.3</b>	<b>65t</b>	<b>16</b>
<b>Opponents</b>	<b>353</b>	<b>1442</b>	<b>4.1</b>	<b>68t</b>	<b>13</b>

Receiving	No.	Yds	Avg	Lg	TD
Z.Ertz	88	916	10.4	30	6
D.Goedert	58	607	10.5	28t	5
M.Sanders	50	509	10.2	45	3
A.Jeffery	43	490	11.4	38	4
N.Agholor	39	363	9.3	43	3
G.Ward	28	254	9.1	38	1
B.Scott	24	204	8.5	39	0
J.Arcega-Whiteside	10	169	16.9	30	1
M.Hollins	10	125	12.5	20	0
J.Howard	10	69	6.9	20t	1
D.Jackson	9	159	17.7	53t	2
J.Perkins	9	87	9.7	24t	1
D.Sproles	6	24	4.0	7	0
J.Matthews	4	33	8.3	10	0
D.Burnett	2	48	24.0	41	0
R.Davis	1	6	6.0	6	0
J.Ajayi	0	0	0.0	0	0
<b>Eagles</b>	<b>391</b>	<b>4063</b>	<b>10.4</b>	<b>53t</b>	<b>27</b>
<b>Opponents</b>	<b>348</b>	<b>4136</b>	<b>11.9</b>	<b>75t</b>	<b>27</b>

INTs	No.	Yds	Avg	Lg	TD
N.Gerry	2	51	25.5	51t	1
R.McLeod	2	30	15.0	23	0
R.Darby	2	29	14.5	16	0
S.Jones	2	4	2.0	3	0
N.Bradham	1	22	22.0	22	0
A.Sendejo	1	15	15.0	15	0
J.Mills	1	0	0.0	0	0
A.Maddox	0	8	0.0	8	0
<b>Eagles</b>	<b>11</b>	<b>159</b>	<b>14.5</b>	<b>51t</b>	<b>1</b>
<b>Opponents</b>	<b>8</b>	<b>36</b>	<b>4.5</b>	<b>17</b>	<b>0</b>

Sacks: B.Graham 8.5, D.Barnett 6.5, V.Curry 5.0, J.Sweat 4.0, F.Cox 3.5, N.Gerry 2.5, M.Jenkins 2.5, T.Jernigan 2.0, H.Ridgeway 2.0, O.Scandrick 2.0, D.Hall 1.0, A.Maddox 1.0, A. Sendejo 1.0, R. McLeod 1.0, G.Avery 0.5, **Eagles: 43.0, Opponents: 37.0**

Fumbles Lost: C.Wentz 7, C.Clement 2, D.Goedert 2, B.Scott 1, M.Sanders 1, Z.Ertz 1, N.Agholor 1 **Total: 15**

Opponent Fumble Recoveries: B.Graham 2, N.Bradham 1, F.Cox 1, K.Grugier-Hill 1, D.Riley 1, N.Gerry 1, O.Scandrick 1, M.Jenkins 1 **Total: 9**

Punting	No	Yds	Avg	Net	TB	In	Lg	B
C.Johnston	71	3292	46.4	42.3	4	28	61	0
<b>Eagles</b>	<b>71</b>	<b>3292</b>	<b>46.4</b>	<b>42.3</b>	<b>4</b>	<b>28</b>	<b>61</b>	<b>0</b>
<b>Opponents</b>	<b>86</b>	<b>3840</b>	<b>44.7</b>	<b>41.2</b>	<b>7</b>	<b>34</b>	<b>72</b>	<b>0</b>

Punt Returns	Ret	FC	Yds	Avg	Lg	TD
D.Sproles	11	7	86	7.8	17	0
G.Ward	7	12	24	3.4	16	0
B.Scott	6	4	43	7.2	13	0
N.Agholor	2	0	7	3.5	4	0
C.Clement	1	0	0	0.0	0	0
<b>Eagles</b>	<b>27</b>	<b>23</b>	<b>160</b>	<b>5.9</b>	<b>17</b>	<b>0</b>
<b>Opponents</b>	<b>32</b>	<b>19</b>	<b>207</b>	<b>6.5</b>	<b>24</b>	<b>0</b>

Kickoff Returns	No.	Yds	Avg	Lg	TD
M.Sanders	14	314	22.4	67	0
B.Scott	10	229	22.9	33	0
C.Clement	3	73	24.3	26	0
N.Gerry	1	21	21.0	21	0
D.Goedert	1	16	16.0	16	0
<b>Eagles</b>	<b>29</b>	<b>653</b>	<b>22.5</b>	<b>67</b>	<b>0</b>
<b>Opponents</b>	<b>27</b>	<b>643</b>	<b>23.8</b>	<b>100t</b>	<b>1</b>

Field Goals	1-19	20-29	30-39	40-49	50+
J.Elliott	0/0	7/7	8/8	5/7	2/4
<b>Eagles</b>	<b>0/0</b>	<b>7/7</b>	<b>8/8</b>	<b>5/7</b>	<b>2/4</b>
<b>Opponents</b>	<b>0/0</b>	<b>5/5</b>	<b>9/9</b>	<b>5/6</b>	<b>4/7</b>

Elliott: (22G) (34G, 41G) (25G) (1) (28G) (53G, 40G) (38G) (37G) (28G, 28G, 38G) (42G) (28G) (48G, 43G, 49WL, 37G) (34G, 47WL) (25G) (36G, 53WR, 55WL) (31G, 50G)  
**Opponents:** (41G, 48G) (50G, 50WL) (25G, 33G, 46B) (30G, 31G) (55WR) (39G) (26G, 63G, 29G) (53WR) (1) (35G, 22G, 39G) (24G) (51G) (34G) (53G, 43G) (49G, 32G, 49G) (37G)



SCHEDULE & RESULTS (9-7)					
S-06	W	18-12	Atlanta	69,696	
S-16	L	21-27	at Tampa Bay	56,552	
S-23	W	20-16	Indianapolis	69,696	
S-30	L	23-26	at Tennessee (OT)	69,013	
O-07	L	21-23	Minnesota	69,696	
O-11	W	34-13	at New York Giants	77,167	
O-21	L	17-21	Carolina	69,696	
O-28	W	24-18	at Jacksonville (Lon.)	85,870	
N-11	L	20-27	Dallas	69,696	
N-18	L	7-48	at New Orleans	73,042	
N-25	W	25-22	New York Giants	69,696	
D-03	W	28-13	Washington	69,696	
D-09	L	23-29	at Dallas (OT)	93,127	
D-16	W	30-23	at L.A. Rams	74,210	
D-23	W	32-30	Houston	69,696	
D-30	W	24-0	at Washington	63,188	
<b>NFC WILD CARD PLAYOFF</b>					
J-06	W	16-15	at Chicago	62,462	
<b>NFC DIVISIONAL PLAYOFF</b>					
J-13	L	14-20	at New Orleans	73,027	

TEAM STATS	EAGLES	OPP
<b>Total First Downs</b>	<b>346</b>	<b>308</b>
Rushing	94	71
Passing	221	215
Penalty	31	22
<b>3rd Down: Made/Att</b>	<b>84/205</b>	<b>71/201</b>
3rd Down Pct.	41.0%	35.3%
<b>4th Down: Made/Att</b>	<b>14/23</b>	<b>11/19</b>
4th Down Pct.	60.9%	57.9%
<b>Possession Avg.</b>	<b>32:03</b>	<b>27:57</b>
<b>Total Net Yards</b>	<b>5845</b>	<b>5859</b>
Avg. Per Game	365.3	366.2
Total Plays	1037	1002
Avg. Per Play	5.6	5.8
<b>Net Yards Rushing</b>	<b>1570</b>	<b>1551</b>
Avg. Per Game	98.1	96.9
Total Rushes	398	332
<b>Net Yards Passing</b>	<b>4275</b>	<b>4308</b>
Avg. Per Game	267.2	269.3
Sacked/Yards Lost	40/249	44/311
Gross Yards	4524	4619
Attempts/Completions	599/422	626/417
Completion Pct.	70.5%	66.6%
Had Intercepted	11	10
<b>Punts/Average</b>	<b>61/48.1</b>	<b>65/46.1</b>
<b>Net Punting Avg.</b>	<b>42.7</b>	<b>42.2</b>
<b>Penalties/Yards</b>	<b>100/852</b>	<b>115/995</b>
<b>Fumbles/Ball Lost</b>	<b>29/12</b>	<b>22/7</b>
<b>Touchdowns</b>	<b>41</b>	<b>37</b>
Rushing	12	14
Passing	29	22
Returns	0	1

Score By Periods	Q1	Q2	Q3	Q4	OT	Pts
Eagles	41	107	101	115	3	367
Opponents	61	108	53	114	12	348

Passing	Att	Cmp	Yds	Cmp%	Y/A
C.Wentz	401	279	3074	69.6%	7.7
N.Foles	195	141	1413	72.3%	7.2
N.Sudfeld	2	1	22	50.0%	11.0
N.Agholor	1	1	15	100.0%	15.0
<b>Eagles</b>	<b>599</b>	<b>422</b>	<b>4524</b>	<b>70.5%</b>	<b>7.6</b>
<b>Opponents</b>	<b>626</b>	<b>417</b>	<b>4619</b>	<b>66.6%</b>	<b>7.4</b>

Scoring	TD	Ru	Pa	Rt	PAT	FG	2Pt	Pts
J.Elliott	0	0	0	0	33/35	26/31	0	111
Z.Ertz	8	0	8	0			0	48
A.Jeffery	6	0	6	0			0	36
W.Smallwood	5	3	2	0			1	32
N.Agholor	4	0	4	0			0	24
D.Goedert	4	0	4	0			0	24
J.Adams	3	3	0	0			1	20
J.Ajayi	3	3	0	0			1	20
D.Sproles	3	1	2	0			0	18
C.Clement	2	2	0	0			1	14
J.Matthews	2	0	2	0			0	12
G.Tate	1	0	1	0			1	8
<b>Eagles</b>	<b>41</b>	<b>12</b>	<b>29</b>	<b>0</b>	<b>33/35</b>	<b>26/31</b>	<b>5</b>	<b>367</b>
<b>Opponents</b>	<b>37</b>	<b>14</b>	<b>22</b>	<b>1</b>	<b>28/32</b>	<b>32/37</b>	<b>1</b>	<b>348</b>

2-Pt. Conversions: Eagles 5/6, Opponents: 1/3

Rushing	No.	Yds	Avg	Lg	TD
J.Adams	120	511	4.3	29	3
W.Smallwood	87	364	4.2	15	3
C.Clement	68	259	3.8	32	2
J.Ajayi	45	184	4.1	20	3
D.Sproles	29	120	4.1	17	1
C.Wentz	34	93	2.7	13	0
N.Agholor	3	32	10.7	16	0
N.Foles	9	17	1.9	4	0
N.Sudfeld	2	-2	-1.0	-1	0
G.Tate	1	-8	-8.0	-8	0
<b>Eagles</b>	<b>398</b>	<b>1570</b>	<b>3.9</b>	<b>32</b>	<b>12</b>
<b>Opponents</b>	<b>332</b>	<b>1551</b>	<b>4.7</b>	<b>90t</b>	<b>14</b>

Receiving	No.	Yds	Avg	Lg	TD
Z.Ertz	116	1163	10.0	34	8
A.Jeffery	65	843	13.0	52	6
N.Agholor	64	736	11.5	83t	4
D.Goedert	33	334	10.1	32t	4
G.Tate	30	278	9.3	32	1
W.Smallwood	28	230	8.2	36t	2
C.Clement	22	192	8.7	23	0
J.Matthews	20	300	15.0	56t	2
D.Sproles	15	160	10.7	37t	2
J.Adams	7	58	8.3	13	0
K.Aiken	6	53	8.8	18	0
J.Perkins	5	67	13.4	30	0
J.Ajayi	5	20	4.0	12	0
D.Carter	2	21	10.5	11	0
S.Gibson	1	48	48.0	48	0
N.Foles	1	10	10.0	15	0
R.Rodgers	1	7	7.0	7	0
C.Wentz	1	4	4.0	4	0
M.Wallace	0	0	0.0	0	0
<b>Eagles</b>	<b>422</b>	<b>4524</b>	<b>10.7</b>	<b>83t</b>	<b>29</b>
<b>Opponents</b>	<b>417</b>	<b>4619</b>	<b>11.1</b>	<b>75t</b>	<b>22</b>

TD	TD%	Int	Int%	Lg	Sk/Lost	Rat
21	5.2%	7	1.7%	58	31/202	102.2
7	3.6%	4	2.1%	83t	9/47	96.0
1	50.0%	0	0.0%	22t	0/0	129.2
0	0.0%	0	0.0%	15	0/0	118.8
<b>29</b>	<b>4.8%</b>	<b>11</b>	<b>1.8%</b>	<b>83t</b>	<b>40/249</b>	<b>100.8</b>
<b>22</b>	<b>3.5%</b>	<b>10</b>	<b>1.6%</b>	<b>75t</b>	<b>44/311</b>	<b>93.4</b>

INTs	No.	Yds	Avg	Lg	TD
R.Douglas	3	14	4.7	17	0
A.Maddox	2	23	11.5	23	0
C.Graham	1	29	29.0	29	0
M.Jenkins	1	25	25.0	25	0
K.Grugier-Hill	1	24	24.0	24	0
R.Darby	1	16	16.0	16	0
N.Gerry	1	8	8.0	8	0
<b>Eagles</b>	<b>10</b>	<b>139</b>	<b>13.9</b>	<b>29</b>	<b>0</b>
<b>Opponents</b>	<b>11</b>	<b>153</b>	<b>13.9</b>	<b>40</b>	<b>0</b>

Sacks: F.Cox 10.5, M.Bennett 9.0, C.Long 6.5, B.Graham 4.0, J.Hicks 3.0, D.Barnett 2.5, N.Bradham 2.0, K.Grugier-Hill 1.0, T.Hester 1.0, M.Jenkins 1.0, H.Ngata 1.0, D.Vaeao 1.0, Da.Hall 0.5, B.Hector 0.5, A.Maddox 0.5, Eagles: 44.0, Opponents: 40.0

Fumbles Lost: C.Wentz 6, N.Foles 2, J.Ajayi 1, W.Smallwood 1, T.Sullivan 1, J.Adams 1 **Total: 12**  
Opponent Fumble Recoveries: C.Graham 1, M.Jenkins 1, B.Graham 1, N.Bradham 1, F.Cox 1, D.Alexander 1, J.Hicks 1 **Total: 7**

Punting	No	Yds	Avg	Net	TB	In	Lg	B
C.Johnston	61	2937	48.1	42.7	7	24	68	0
<b>Eagles</b>	<b>61</b>	<b>2937</b>	<b>48.1</b>	<b>42.7</b>	<b>7</b>	<b>24</b>	<b>68</b>	<b>0</b>
<b>Opponents</b>	<b>65</b>	<b>2999</b>	<b>46.1</b>	<b>42.2</b>	<b>2</b>	<b>20</b>	<b>65</b>	<b>0</b>

Punt Returns	Ret	FC	Yds	Avg	Lg	TD
D.Carter	10	0	103	10.3	42	0
D.Sproles	10	9	83	8.3	14	0
C.Clement	6	2	17	2.8	10	0
G.Tate	5	0	13	2.6	12	0
N.Agholor	1	0	0	0.0	0	0
T.Sullivan	1	0	0	0.0	0	0
<b>Eagles</b>	<b>33</b>	<b>11</b>	<b>216</b>	<b>6.5</b>	<b>42</b>	<b>0</b>
<b>Opponents</b>	<b>31</b>	<b>16</b>	<b>194</b>	<b>6.3</b>	<b>23</b>	<b>0</b>

Kickoff Returns	No.	Yds	Avg	Lg	TD
C.Clement	13	333	25.6	48	0
D.Carter	10	204	20.4	30	0
B.Scott	4	96	24.0	35	0
S.Gibson	3	57	19.0	30	0
W.Smallwood	2	33	16.5	17	0
D.Sproles	1	2	2.0	2	0
<b>Eagles</b>	<b>33</b>	<b>725</b>	<b>22.0</b>	<b>48</b>	<b>0</b>
<b>Opponents</b>	<b>24</b>	<b>540</b>	<b>22.5</b>	<b>46</b>	<b>0</b>

Field Goals	1-19	20-29	30-39	40-49	50+
J.Elliott	0/0	7/7	10/11	7/8	2/5
<b>Eagles</b>	<b>0/0</b>	<b>7/7</b>	<b>10/11</b>	<b>7/8</b>	<b>2/5</b>
<b>Opponents</b>	<b>1/1</b>	<b>10/11</b>	<b>11/11</b>	<b>4/7</b>	<b>6/7</b>

Elliott: (26G) (42RU) (55WL, 33G, 24G) (27G, 30G, 37G) (30G, 28G) (33G, 54WR, 30G) (36WR, 46G) (31G) (56G, 26G) () (42G, 28G, 43G) (46G, 44G) (26G) (51G, 34G, 40G, 53WR) (47G, 35G) (33G)  
Opponents: (21G, 52G) () (35G, 31G, 28G) (42G, 33G) (28LU, 37G, 45WR, 22G, 52G) () (50G, 57G, 33G, 24G) (25G, 31G, 42WR) (38G, 19G) (25G, 51G, 29G) (44G, 47G) (28G, 45WR, 62G, 21G) (41G, 36G, 37G) (30G) ()







SCHEDULE & RESULTS (7-9)					
S-11	W	29-10	Cleveland	69,596	
S-19	W	29-14	at Chicago	62,268	
S-25	W	34-3	Pittsburgh	69,596	
O-09	L	23-24	at Detroit	58,047	
O-16	L	20-27	at Washington	78,934	
O-23	W	21-10	Minnesota	69,596	
O-30	L	23-29	at Dallas (OT)	93,103	
N-06	L	23-28	at New York Giants	80,309	
N-13	W	24-15	Atlanta	69,596	
N-20	L	15-26	at Seattle	69,190	
N-28	L	13-27	Green Bay	69,596	
D-04	L	14-32	at Cincinnati	55,456	
D-11	L	22-27	Washington	69,596	
D-18	L	26-27	at Baltimore	71,223	
D-22	W	24-19	New York Giants	69,596	
J-01	W	27-13	Dallas	69,596	

TEAM STATS	EAGLES	OPP
<b>Total First Downs</b>	<b>333</b>	<b>300</b>
Rushing	114	89
Passing	192	177
Penalty	27	34
<b>3rd Down: Made/Att</b>	<b>85/224</b>	<b>82/205</b>
3rd Down Pct.	37.9%	40.0%
<b>4th Down: Made/Att</b>	<b>13/27</b>	<b>8/18</b>
4th Down Pct.	48.1%	44.4%
<b>Possession Avg.</b>	<b>32:16</b>	<b>27:44</b>
<b>Total Net Yards</b>	<b>5398</b>	<b>5484</b>
Avg. Per Game	337.4	342.8
Total Plays	1080	978
Avg. Per Play	5.0	5.6
<b>Net Yards Rushing</b>	<b>1813</b>	<b>1652</b>
Avg. Per Game	113.3	103.3
Total Rushes	438	391
<b>Net Yards Passing</b>	<b>3585</b>	<b>3832</b>
Avg. Per Game	224.1	239.5
Sacked/Yards Lost	33/213	34/207
Gross Yards	3798	4039
Attempts/Completions	609/380	553/333
Completion Pct.	62.4%	60.2%
Had Intercepted	14	16
<b>Punts/Average</b>	<b>63/45.8</b>	<b>62/46.3</b>
<b>Net Punting Avg.</b>	<b>40.7</b>	<b>41.1</b>
<b>Penalties/Yards</b>	<b>113/945</b>	<b>99/837</b>
<b>Fumbles/Ball Lost</b>	<b>24/6</b>	<b>24/10</b>
<b>Touchdowns</b>	<b>37</b>	<b>36</b>
Rushing	16	10
Passing	16	25
Returns	5	1

Score By Periods	Q1	Q2	Q3	Q4	OT	Pts
Eagles	56	119	94	98	0	367
Opponents	78	120	59	68	6	331

Passing	Att	Cmp	Yds	Cmp%	Y/A
C.Wentz	607	379	3782	62.4%	6.2
C.Daniel	1	1	16	100.0%	16.0
J.Huff	1	0	0	0.0%	0.0
<b>Eagles</b>	<b>609</b>	<b>380</b>	<b>3798</b>	<b>62.4%</b>	<b>6.2</b>
<b>Opponents</b>	<b>553</b>	<b>333</b>	<b>4039</b>	<b>60.2%</b>	<b>7.3</b>

Scoring	TD	Ru	Pa	Rt	PAT	FG	2Pt	Pts
C.Sturgis	0	0	0	0	30/31	35/41	0	135
R.Mathews	9	8	1	0			2	58
Z.Ertz	4	0	4	0			0	24
D.Sproles	4	2	2	0			0	24
J.Mathews	3	0	3	0			0	18
N.Agholor	2	0	2	0		1	14	14
C.Wentz	2	2	0	0		1	14	14
Green-Beckham	2	0	2	0			0	12
W.Smallwood	2	1	0	1			0	12
K.Barner	2	2	0	0			0	12
M.Jenkins	2	0	0	2			0	12
J.Huff	2	0	1	1			0	12
T.Burton	1	0	1	0			0	6
L.McKelvin	1	0	0	1			0	6
T.Watson	1	1	0	0			0	6
<b>Eagles</b>	<b>37</b>	<b>16</b>	<b>16</b>	<b>5</b>	<b>30/31</b>	<b>35/41</b>	<b>4</b>	<b>367</b>
<b>Opponents</b>	<b>36</b>	<b>10</b>	<b>25</b>	<b>1</b>	<b>31/34</b>	<b>28/33</b>	<b>0</b>	<b>331</b>

2-Pt. Conversions: Eagles 4/6, Opponents: 0/1

Rushing	No.	Yds	Avg	Lg	TD
R.Mathews	155	661	4.3	30	8
D.Sproles	94	438	4.7	25t	2
W.Smallwood	77	312	4.1	19	1
C.Wentz	46	150	3.3	17	2
K.Barner	27	129	4.8	19	2
B.Marshall	19	64	3.4	12	0
T.Watson	9	28	3.1	8	1
N.Agholor	5	14	2.8	5	0
J.Huff	3	10	3.3	10	0
B.Treggs	2	7	3.5	4	0
D.Jones	1	0	0.0	0	0
<b>Eagles</b>	<b>438</b>	<b>1813</b>	<b>4.1</b>	<b>30</b>	<b>16</b>
<b>Opponents</b>	<b>391</b>	<b>1652</b>	<b>4.2</b>	<b>72t</b>	<b>10</b>

Receiving	No.	Yds	Avg	Lg	TD
Z.Ertz	78	816	10.5	30	4
J.Mathews	73	804	11.0	54	3
D.Sproles	52	427	8.2	73t	2
T.Burton	37	327	8.8	32	1
D.Green-Beckham	36	392	10.9	26	2
N.Agholor	36	365	10.1	40t	2
B.Celek	14	155	11.1	24	0
R.Mathews	13	115	8.8	27	1
J.Huff	13	72	5.5	14	1
P.Turner	9	126	14.0	41	0
W.Smallwood	6	55	9.2	18	0
K.Barner	5	42	8.4	15	0
B.Treggs	3	80	26.7	58	0
B.Marshall	3	10	3.3	7	0
C.Wentz	1	7	7.0	7	0
T.Watson	1	5	5.0	5	0
<b>Eagles</b>	<b>380</b>	<b>3798</b>	<b>10.0</b>	<b>73t</b>	<b>16</b>
<b>Opponents</b>	<b>333</b>	<b>4039</b>	<b>12.1</b>	<b>80t</b>	<b>25</b>

TD	TD%	Int	Int%	Lg	Sk/Lost	Rat
16	2.6%	14	2.3%	73t	33/213	79.3
0	0.0%	0	0.0%	16	0/0	118.8
0	0.0%	0	0.0%	0	0/0	39.6
<b>16</b>	<b>2.6%</b>	<b>14</b>	<b>2.3%</b>	<b>73t</b>	<b>33/213</b>	<b>79.2</b>
<b>25</b>	<b>4.5%</b>	<b>16</b>	<b>2.9%</b>	<b>80t</b>	<b>34/207</b>	<b>85.7</b>

INTs	No.	Yds	Avg	Lg	TD
J.Hicks	5	41	8.2	34	0
M.Jenkins	3	98	32.7	64t	2
R.McLeod	3	5	1.7	5	0
L.McKelvin	2	29	14.5	29t	1
N.Bradham	1	28	28.0	28	0
T.Brooks	1	6	6.0	6	0
N.Carroll	1	0	0.0	0	0
<b>Eagles</b>	<b>16</b>	<b>207</b>	<b>12.9</b>	<b>64t</b>	<b>3</b>
<b>Opponents</b>	<b>14</b>	<b>126</b>	<b>9.0</b>	<b>47</b>	<b>0</b>

Sacks: F. Cox 6.5, B. Graham 5.5, C. Barwin 5.0, V. Curry 2.5, B. Logan 2.5, M. Smith 2.5, N. Bradham 2.0, D. Vaeao 2.0, J.Hicks 1.0, M. Jenkins 1.0, R. McLeod 1.0, S. Means 1.0, Team Sacks 1.0, B. Allen 0.5, Eagles: 34.0, Opponents: 33.0

Fumbles Lost: C.Wentz 3, R.Mathews 2, W.Smallwood 1 Total: 6  
Opponent Fumble Recoveries: M.Jenkins 1, B.Graham 1, N.Bradham 1, R.Brooks 1, M.Kendricks 1, F.Cox 1, B.Logan 1, T.Burton 1, B.Allen 1, J.Hicks 1 Total: 10

Punting	No	Yds	Avg	Net TB	In	Lg	B	
D.Jones	63	2888	45.8	40.7	6	21	72	0
<b>Eagles</b>	<b>63</b>	<b>2888</b>	<b>45.8</b>	<b>40.7</b>	<b>6</b>	<b>21</b>	<b>72</b>	<b>0</b>
<b>Opponents</b>	<b>62</b>	<b>2873</b>	<b>46.3</b>	<b>41.1</b>	<b>4</b>	<b>18</b>	<b>66</b>	<b>1</b>

Punt Returns	Ret	FC	Yds	Avg	Lg	TD
D.Sproles	17	13	224	13.2	66	0
K.Barner	2	0	22	11.0	22	0
<b>Eagles</b>	<b>19</b>	<b>13</b>	<b>246</b>	<b>12.9</b>	<b>66</b>	<b>0</b>
<b>Opponents</b>	<b>25</b>	<b>15</b>	<b>202</b>	<b>8.1</b>	<b>65t</b>	<b>1</b>

Kickoff Returns	No.	Yds	Avg	Lg	TD
K.Barner	9	277	30.8	61	0
W.Smallwood	9	261	29.0	86	1
J.Huff	7	252	36.0	98	1
N.Agholor	5	92	18.4	27	0
B.Marshall	2	36	18.0	23	0
D.Sproles	1	19	19.0	19	0
P.Turner	1	11	11.0	11	0
Z.Ertz	1	8	8.0	8	0
<b>Eagles</b>	<b>35</b>	<b>956</b>	<b>27.3</b>	<b>98t</b>	<b>2</b>
<b>Opponents</b>	<b>38</b>	<b>712</b>	<b>18.7</b>	<b>34</b>	<b>0</b>

Field Goals	1-19	20-29	30-39	40-49	50+
C.Sturgis	0/0	12/12	12/12	7/11	4/6
<b>Eagles</b>	<b>0/0</b>	<b>12/12</b>	<b>12/12</b>	<b>7/11</b>	<b>4/6</b>
<b>Opponents</b>	<b>0/0</b>	<b>6/6</b>	<b>12/15</b>	<b>8/9</b>	<b>2/3</b>

Sturgis: (46WR, 22G, 38G) (25G, 29G, 53G) (29G, 38G) (50G, 33G, 49G) (38G, 28G) (35G, 21G) (30G, 55G, 34G) (34G, 40B, 26G, 38G) (44WR, 29G, 55SH, 25G, 48G) () (48G, 50G) (51RU) (45G, 36G, 41G) (45G, 34G, 27G, 29G) (41G) (22G, 49WL, 33G)  
Opponents: (35G) (31LU) (36B, 40G) (29G) (32G, 50G) (48G) (38G, 23G, 49G) () (38G, 43G, 53WR, 46G) (21G, 35G, 44WR) (33G, 32G) (32G, 33G, 26G, 38G) (38LU) (53G, 47G) (35G, 35G, 29G, 41G) (49G, 23G)





SCHEDULE & RESULTS (10-6)					
S-07	W	34-17	Jacksonville	69,596	
S-15	W	30-27	at Indianapolis	64,871	
S-21	W	37-34	Washington	69,596	
S-28	L	21-26	at San Francisco	70,799	
O-05	W	34-28	St. Louis	69,596	
O-12	W	27-0	New York Giants	69,596	
O-26	L	20-24	at Arizona	61,789	
N-02	W	31-21	at Houston	71,780	
N-10	W	45-21	Carolina	69,596	
N-16	L	20-53	at Green Bay	78,270	
N-23	W	43-24	Tennessee	69,596	
N-27	W	33-10	at Dallas	91,379	
D-07	L	14-24	Seattle	69,596	
D-14	L	27-38	Dallas	69,596	
D-20	L	24-27	at Washington	78,897	
D-28	W	34-26	at New York Giants	79,150	

TEAM STATS	EAGLES	OPP				
<b>Total First Downs</b>	<b>356</b>	<b>338</b>				
Rushing	109	88				
Passing	218	211				
Penalty	29	39				
<b>3rd Down: Made/Att</b>	<b>103/237</b>	<b>88/232</b>				
3rd Down Pct.	43.5%	37.9%				
<b>4th Down: Made/Att</b>	<b>7/11</b>	<b>3/12</b>				
4th Down Pct.	63.6%	25.0%				
<b>Possession Avg.</b>	<b>26:40</b>	<b>33:20</b>				
<b>Total Net Yards</b>	<b>6348</b>	<b>6009</b>				
Avg. Per Game	396.8	375.6				
Total Plays	1127	1113				
Avg. Per Play	5.6	5.4				
<b>Net Yards Rushing</b>	<b>1992</b>	<b>1771</b>				
Avg. Per Game	124.5	110.7				
Total Rushes	474	473				
<b>Net Yards Passing</b>	<b>4356</b>	<b>4238</b>				
Avg. Per Game	272.3	264.9				
Sacked/Yards Lost	32/225	49/357				
Gross Yards	4581	4595				
Attempts/Completions	621/384	591/345				
Completion Pct.	61.8%	58.4%				
Had Intercepted	21	12				
<b>Punts/Average</b>	<b>76/43.8</b>	<b>91/43.8</b>				
<b>Net Punting Avg.</b>	<b>38.9</b>	<b>36.6</b>				
<b>Penalties/Yards</b>	<b>115/995</b>	<b>121/1089</b>				
<b>Fumbles/Ball Lost</b>	<b>25/15</b>	<b>27/16</b>				
<b>Touchdowns</b>	<b>54</b>	<b>48</b>				
Rushing	16	14				
Passing	27	30				
Returns	11	4				
<b>Score By Periods</b>	<b>Q1</b>	<b>Q2</b>	<b>Q3</b>	<b>Q4</b>	<b>OT</b>	<b>Pts</b>
Eagles	130	117	128	99	0	474
Opponents	103	110	84	103	0	400

Passing	Att	Cmp	Yds	Cmp%	Y/A	TD	TD%	Int	Int%	Lg	Sk/Lost	Rat
M.Sanchez	309	198	2418	64.1%	7.8	14	4.5%	11	3.6%	72	23/151	88.4
N.Foles	311	186	2163	59.8%	7.0	13	4.2%	10	3.2%	68t	9/74	81.4
M.Barkley	1	0	0	0.0%	0.0	0	0.0%	0	0.0%	0	0/0	39.6
<b>Eagles</b>	<b>621</b>	<b>384</b>	<b>4581</b>	<b>61.8%</b>	<b>7.4</b>	<b>27</b>	<b>4.3%</b>	<b>21</b>	<b>3.4%</b>	<b>72</b>	<b>32/225</b>	<b>84.8</b>
<b>Opponents</b>	<b>591</b>	<b>345</b>	<b>4595</b>	<b>58.4%</b>	<b>7.8</b>	<b>30</b>	<b>5.1%</b>	<b>12</b>	<b>2.0%</b>	<b>81t</b>	<b>49/357</b>	<b>91.6</b>

Scoring	TD	Ru	Pa	Rt	PAT	FG	2Pt	Pts
C.Parkey	0	0	0	0	54/54	32/36	0	150
J.Maclin	10	0	10	0			0	60
D.Sproles	8	6	0	2			0	48
J.Matthews	8	0	8	0			0	48
L.McCoy	5	5	0	0			0	30
C.Polk	5	4	0	1			0	30
R.Cooper	3	0	3	0			0	18
Z.Ertz	3	0	3	0			0	18
J.Casey	2	0	2	0			0	12
C.Maragos	1	0	0	1			0	6
B.Fletcher	1	0	0	1			0	6
B.Smith	1	0	0	1			0	6
B.Celek	1	0	1	0			0	6
M.Sanchez	1	1	0	0			0	6
M.Jenkins	1	0	0	1			0	6
T.Burton	1	0	0	1			0	6
J.Huff	1	0	0	1			0	6
C.Thornton	1	0	0	1			0	6
F.Cox	1	0	0	1			0	6
<b>Eagles</b>	<b>54</b>	<b>16</b>	<b>27</b>	<b>11</b>	<b>54/54</b>	<b>32/36</b>	<b>0</b>	<b>474</b>
<b>Opponents</b>	<b>48</b>	<b>14</b>	<b>30</b>	<b>4</b>	<b>46/47</b>	<b>22/27</b>	<b>0</b>	<b>400</b>

2-Pt. Conversions: Eagles 0/0, Opponents 0/1

Rushing	No.	Yds	Avg	Lg	TD
L.McCoy	312	1319	4.2	53	5
D.Sproles	57	329	5.8	49t	6
C.Polk	46	172	3.7	22	4
M.Sanchez	34	87	2.6	15	1
N.Foles	16	68	4.3	14	0
T.Burton	5	10	2.0	4	0
J.Huff	1	7	7.0	7	0
M.Barkley	3	0	0.0	0	0
<b>Eagles</b>	<b>474</b>	<b>1992</b>	<b>4.2</b>	<b>53</b>	<b>16</b>
<b>Opponents</b>	<b>473</b>	<b>1771</b>	<b>3.7</b>	<b>37</b>	<b>14</b>

Receiving	No.	Yds	Avg	Lg	TD
J.Maclin	85	1318	15.5	72	10
J.Matthews	67	872	13.0	44t	8
Z.Ertz	58	702	12.1	35t	3
R.Cooper	55	577	10.5	50	3
D.Sproles	40	387	9.7	57	0
B.Celek	32	340	10.6	37	1
L.McCoy	28	155	5.5	18	0
J.Huff	8	98	12.3	44	0
J.Maehl	5	46	9.2	15	0
J.Casey	3	59	19.7	26t	2
C.Polk	2	16	8.0	15	0
B.Smith	1	11	11.0	11	0
<b>Eagles</b>	<b>384</b>	<b>4581</b>	<b>11.9</b>	<b>72</b>	<b>27</b>
<b>Opponents</b>	<b>345</b>	<b>4595</b>	<b>13.3</b>	<b>81t</b>	<b>30</b>

INTs	No.	Yds	Avg	Lg	TD
N.Allen	4	45	11.3	40	0
M.Jenkins	3	67	22.3	53t	1
C.Williams	2	-1	-0.5	0	0
B.Fletcher	1	34	34.0	34t	1
D.Ryans	1	0	0.0	0	0
B.Boykin	1	0	0.0	0	0
<b>Eagles</b>	<b>12</b>	<b>145</b>	<b>12.1</b>	<b>53t</b>	<b>2</b>
<b>Opponents</b>	<b>21</b>	<b>257</b>	<b>12.2</b>	<b>52t</b>	<b>2</b>

Sacks: C.Barwin 14.5, V.Curry 9.0, T.Cole 6.5, B.Graham 5.5, M.Kendricks 4.0, F.Cox 4.0, C.Matthews 1.5, B.Bair 1.5, N.Allen 1.0, C.Thornton 1.0, B.Allen 0.5  
**Eagles: 49.0, Opponents: 32.0**

Fumbles Lost: M.Sanchez 3, L.McCoy 3, N.Foles 3, Z.Ertz 1, J.Huff 1, R.Cooper 1, D.Sproles 1, D.Ryans 1, B.Celek 1 **Total: 15**  
**Opponent Fumble Recoveries:** N.Allen 3, C.Thornton 3, F.Cox 3, Z.Ertz 1, V.Curry 1, N.Carroll II 1, C.Matthews 1, D.Ryans 1, M.Jenkins 1, B.Fletcher 1  
**Total: 16**

Punting	No	Yds	Avg	Net	TB	In	Lg	B
D.Jones	76	3331	43.8	38.9	7	34	68	0
<b>Eagles</b>	<b>76</b>	<b>3331</b>	<b>43.8</b>	<b>38.9</b>	<b>7</b>	<b>34</b>	<b>68</b>	<b>0</b>
<b>Opponents</b>	<b>91</b>	<b>3984</b>	<b>43.8</b>	<b>36.6</b>	<b>6</b>	<b>27</b>	<b>71</b>	<b>4</b>

Punt Returns	Ret	FC	Yds	Avg	Lg	TD
D.Sproles	39	16	506	13.0	82t	2
J.Maclin	2	4	25	12.5	18	0
R.Cooper	0	1	0	0	0	0
<b>Eagles</b>	<b>41</b>	<b>21</b>	<b>531</b>	<b>13.0</b>	<b>82t</b>	<b>2</b>
<b>Opponents</b>	<b>29</b>	<b>22</b>	<b>238</b>	<b>8.2</b>	<b>75t</b>	<b>1</b>

Kickoff Returns	No.	Yds	Avg	Lg	TD
J.Huff	14	415	29.6	107t	1
C.Polk	11	340	30.9	102t	1
J.Casey	3	38	12.7	16	0
N.Carroll	2	45	22.5	24	0
B.Smith	1	21	21.0	21	0
D.Sproles	1	15	15.0	15	0
<b>Eagles</b>	<b>32</b>	<b>874</b>	<b>27.3</b>	<b>107t</b>	<b>2</b>
<b>Opponents</b>	<b>52</b>	<b>1183</b>	<b>22.8</b>	<b>44</b>	<b>0</b>

Field Goals	1-19	20-29	30-39	40-49	50+
C.Parkey	0/0	10/10	14/16	4/6	4/4
<b>Eagles</b>	<b>0/0</b>	<b>10/10</b>	<b>14/16</b>	<b>4/6</b>	<b>4/4</b>
<b>Opponents</b>	<b>0/0</b>	<b>9/9</b>	<b>4/7</b>	<b>7/7</b>	<b>2/4</b>

Parkey: (51G, 28G, 31G, 38N, 23G, 36G, 38G, 33G, 51G, 26G, 27G, 31G, 45G, 54G, 20G, 45G, 39G, 33G, 33G, 36G, 26G, 49N, 35G, 30G, 50G, 31G, 22G, 26G, 25G, 47G, 43G, 34N, 46N, 22G, 32G, 39G)  
**Opponents:** (49G, 50N, 36B, 46G, 27G, 49G, 44G, 33N, 29G, 51G, 46G, 31G, 28G, 39N, 27G, 33G, 50N, 20G, 28G, 44G, 49G, 25G, 26G, 38G, 20G, 36G, 53G)



SCHEDULE & RESULTS (10-6)					
S-09	W	33-27	at Washington	82,743	
S-15	L	30-33	San Diego	69,144	
S-19	L	16-26	Kansas City	69,144	
S-29	L	20-52	at Denver	77,002	
O-06	W	36-21	at NY Giants	80,738	
O-13	W	31-20	at Tampa Bay	62,505	
O-20	L	3-17	Dallas	69,144	
O-27	L	7-15	NY Giants	69,144	
N-03	W	49-20	at Oakland	51,751	
N-10	W	27-13	at Green Bay	78,011	
N-17	W	24-16	Washington	69,144	
D-01	W	24-21	Arizona	69,144	
D-08	W	34-20	Detroit	69,144	
D-15	L	30-48	at Minnesota	64,087	
D-22	W	54-11	Chicago	69,144	
D-29	W	24-22	at Dallas	91,166	
<b>NFC WILD CARD</b>					
J-04	L	24-26	New Orleans	69,144	

TEAM STATS	EAGLES	OPP
<b>Total First Downs</b>	<b>355</b>	<b>368</b>
Rushing	133	100
Passing	197	239
Penalty	25	29
<b>3rd Down: Made/Att</b>	<b>83/213</b>	<b>93/231</b>
3rd Down Pct.	39.0%	40.3%
<b>4th Down: Made/Att</b>	<b>7/14</b>	<b>8/20</b>
4th Down Pct.	50.0%	40.0%
<b>Possession Avg.</b>	<b>26:24</b>	<b>33:36</b>
<b>Total Net Yards</b>	<b>6676</b>	<b>6304</b>
Avg. Per Game	417.3	394.0
Total Plays	1054	1150
Avg. Per Play	6.3	5.5
<b>Net Yards Rushing</b>	<b>2566</b>	<b>1668</b>
Avg. Per Game	160.4	104.3
Total Rushes	500	443
<b>Net Yards Passing</b>	<b>4110</b>	<b>4636</b>
Avg. Per Game	256.9	289.8
Sacked/Yards Lost	46/296	37/271
Gross Yards	4406	4907
Attempts/Completions	508/310	670/408
Completion Pct.	61.0%	60.9%
Had Intercepted	9	19
<b>Punts/Average</b>	<b>83/44.3</b>	<b>74/42.5</b>
<b>Net Punting Avg.</b>	<b>40.0</b>	<b>39.4</b>
<b>Penalties/Yards</b>	<b>95/846</b>	<b>106/855</b>
<b>Fumbles/Ball Lost</b>	<b>19/10</b>	<b>29/12</b>
<b>Touchdowns</b>	<b>53</b>	<b>43</b>
Rushing	19	12
Passing	32	25
Returns	2	6

Score By Periods	Q1	Q2	Q3	Q4	OT	Pts
Eagles	89	121	110	122	0	442
Opponents	60	97	100	125	0	382

Passing	Att	Cmp	Yds	Cmp%	Y/A
A.Henery	317	203	2891	64.0%	9.1
M.Vick	141	77	1215	54.6%	8.6
M.Barkley	49	30	300	61.2%	6.1
B.Smith	1	0	0	0.0%	0.0
<b>Eagles</b>	<b>508</b>	<b>310</b>	<b>4406</b>	<b>61.0%</b>	<b>8.7</b>
<b>Opponents</b>	<b>670</b>	<b>408</b>	<b>4907</b>	<b>60.9%</b>	<b>7.3</b>

Scoring	TD	Ru	Pa	Rt	PAT	FG	2Pt	Pts
A.Henery	0	0	0	0	45/45	23/28	0	114
L.McCoy	11	9	2	0			0	66
D.Jackson	9	0	9	0			0	54
R.Cooper	8	0	8	0			2	52
B.Celek	6	0	6	0			0	36
Z.Ertz	4	0	4	0			0	24
N.Foles	3	3	0	0			0	18
C.Polk	3	3	0	0			0	18
B.Brown	2	2	0	0			1	14
J.Avant	2	0	2	0			0	12
M.Vick	2	2	0	0			0	12
B.Boykin	1	0	0	1			0	6
N.Goode	1	0	0	1			0	6
J.Maehl	1	0	1	0			0	6
T.Cole (s)	0	0	0	0			0	2
C.Thornton (s)	0	0	0	0			0	2
<b>Eagles</b>	<b>53</b>	<b>19</b>	<b>32</b>	<b>2</b>	<b>45/45</b>	<b>23/28</b>	<b>3</b>	<b>442</b>
<b>Opponents</b>	<b>43</b>	<b>12</b>	<b>25</b>	<b>6</b>	<b>35/36</b>	<b>27/32</b>	<b>4</b>	<b>382</b>

2-Pt. Conversions: Eagles 3/8, Opponents 4/7

Rushing	No.	Yds	Avg	Lg	TD
L.McCoy	314	1607	5.1	57t	9
B.Brown	75	314	4.2	65t	2
M.Vick	36	306	8.5	61	2
N.Foles	57	221	3.9	21	3
C.Polk	11	98	8.9	38t	3
R.Cooper	0	18	--	18	0
D.Jackson	3	2	0.7	8	0
B.Smith	2	2	1.0	2	0
Z.Ertz	0	0	--	0	0
M.Barkley	2	-2	-1.0	-1	0
<b>Eagles</b>	<b>500</b>	<b>2566</b>	<b>5.1</b>	<b>65t</b>	<b>19</b>
<b>Opponents</b>	<b>443</b>	<b>1668</b>	<b>3.8</b>	<b>35</b>	<b>12</b>

Receiving	No.	Yds	Avg	Lg	TD
D.Jackson	82	1332	16.2	61t	9
L.McCoy	52	539	10.4	70	2
R.Cooper	47	835	17.8	63t	8
J.Avant	38	447	11.8	31	2
Z.Ertz	36	469	13.0	38	4
B.Celek	32	502	15.7	42	6
B.Brown	8	84	10.5	35	0
J.Maehl	4	67	16.8	37	1
C.Polk	4	61	15.3	34	0
J.Casey	3	31	10.3	12	0
B.Smith	2	27	13.5	14	0
D.Johnson	2	14	7.0	8	0
M.Vick	0	-2	--	-2	0
<b>Eagles</b>	<b>310</b>	<b>4406</b>	<b>14.2</b>	<b>70</b>	<b>32</b>
<b>Opponents</b>	<b>408</b>	<b>4907</b>	<b>12.0</b>	<b>66</b>	<b>25</b>

TD	TD%	Int	Int%	Lg	Sk/Lost	Rat
27	8.5%	2	0.6%	63t	28/173	119.2
5	3.5%	3	2.1%	70	15/99	86.4
0	0.0%	4	8.2%	26	3/24	44.6
0	0.0%	0	0.0%	0	0/0	39.6
<b>32</b>	<b>6.3%</b>	<b>9</b>	<b>1.8%</b>	<b>70</b>	<b>46/296</b>	<b>102.7</b>
<b>25</b>	<b>3.7%</b>	<b>19</b>	<b>2.8%</b>	<b>66</b>	<b>37/271</b>	<b>84.0</b>

INTs	No.	Yds	Avg	Lg	TD
B.Boykin	6	136	22.7	76	1
M.Kendricks	3	25	8.3	18	0
C.Williams	3	16	5.3	15	0
D.Ryans	2	46	23.0	36	0
B.Fletcher	2	30	15.0	25	0
N.Allen	1	43	43.0	43	0
E.Wolff	1	0	0.0	0	0
C.Barwin	1	-2	-2.0	-2	0
<b>Eagles</b>	<b>19</b>	<b>294</b>	<b>15.5</b>	<b>76</b>	<b>1</b>
<b>Opponents</b>	<b>9</b>	<b>128</b>	<b>14.2</b>	<b>38t</b>	<b>1</b>

Sacks: T.Cole 8.0, C.Barwin 5.0, V.Curry 4.0, D.Ryans 4.0, M.Kendricks 4.0, B.Graham 3.0, F.Cox 3.0, B.Logan 2.0, N.Allen 1.0, C.Williams 1.0, C.Thornton 1.0, N.Goode 1.0 **Eagles: 37.0, Opponents: 45.0**

Fumbles Lost: M.Vick 2, N.Foles 2, M.Barkley 1, J.Avant 1, B.Celek 1, L.McCoy 1, J.Kelce 1, D.Johnson 1 **Total: 10**

Opponent Fumble Recoveries: M.Kendricks 4, N.Goode 1, F.Cox 1, B.Logan 1, C.Williams 1, P.Chung 1, C.Barwin 1, B.Fletcher 1, C.Matthews 1 **Total: 12**

Punting	No	Yds	Avg	Net	TB	In	Lg	B
D.Jones	82	3681	44.9	40.5	5	33	70	1
<b>Eagles</b>	<b>82</b>	<b>3681</b>	<b>44.3</b>	<b>40.5</b>	<b>5</b>	<b>33</b>	<b>70</b>	<b>1</b>
<b>Opponents</b>	<b>74</b>	<b>3146</b>	<b>42.5</b>	<b>39.4</b>	<b>3</b>	<b>29</b>	<b>68</b>	<b>0</b>

Punt Returns	Ret	FC	Yds	Avg	Lg	TD
D.Jackson	14	8	71	5.1	32	0
D.Johnson	12	12	100	8.3	21	0
<b>Eagles</b>	<b>26</b>	<b>20</b>	<b>171</b>	<b>6.6</b>	<b>32</b>	<b>0</b>
<b>Opponents</b>	<b>28</b>	<b>22</b>	<b>223</b>	<b>8.0</b>	<b>58t</b>	<b>1</b>

Kickoff Returns	No.	Yds	Avg	Lg	TD
D.Johnson	17	441	25.9	33	0
B.Boykin	9	205	22.8	41	0
B.Smith	4	106	26.5	47	0
B.Graham	2	14	7.0	14	0
D.Jackson	1	10	10.0	10	0
J.Casey	1	10	10.0	10	0
C.Polk	1	8	8.0	8	0
Z.Ertz	1	0	0.0	0	0
R.Cooper	1	-4	-4.0	-4	0
<b>Eagles</b>	<b>37</b>	<b>790</b>	<b>21.4</b>	<b>47</b>	<b>0</b>
<b>Opponents</b>	<b>52</b>	<b>1229</b>	<b>23.6</b>	<b>105t</b>	<b>2</b>

Field Goals	1-19	20-29	30-39	40-49	50+
A.Henery	0/0	8/8	7/8	7/10	1/2
<b>Eagles</b>	<b>0/0</b>	<b>8/8</b>	<b>7/8</b>	<b>7/10</b>	<b>1/2</b>
<b>Opponents</b>	<b>0/0</b>	<b>5/5</b>	<b>11/11</b>	<b>8/10</b>	<b>3/6</b>

Henery: (48G) (25G, 46N, 48G, 32G) (29G, 48N) (35G, 25G, 46N) (40G, 27G, 29G, 36G, 41G) (24G) (60N, 31G) (None) (None) (39N, 25G, 41G) (24G) (32G) (None) (35G, 51G, 33G) (49G) (47G)

Opponents: (40N) (49G, 44G, 33G, 46G) (33G, 51N, 31G, 34G, 38G) (53G) (None) (38G, 27G) (38G) (40G, 44G, 33G, 46G, 27G) (24G, 53G) (53N, 42N, 26G, 35G) (None) (None) (None) (55N, 21G, 38G) (50G) ((44G, 43G, 36G)





SCHEDULE & RESULTS (4-12)					
S-09	W	17-16	at Cleveland	68,693	
S-16	W	24-23	Baltimore	69,144	
S-23	L	6-27	at Arizona	60,436	
S-30	W	19-17	New York Giants	69,144	
O-07	L	14-16	at Pittsburgh	64,737	
O-14	L	23-26	Detroit (OT)	69,144	
O-28	L	17-30	Atlanta	69,144	
N-05	L	13-28	at New Orleans	73,099	
N-11	L	23-38	Dallas	69,144	
N-18	L	6-31	at Washington	79,327	
N-26	L	22-30	Carolina	69,144	
D-02	L	33-38	at Dallas	81,851	
D-09	W	23-21	at Tampa Bay	69,941	
D-13	L	13-34	Cincinnati	69,144	
D-23	L	20-27	Washington	69,144	
D-30	L	7-42	at New York Giants	80,657	

TEAM STATS	EAGLES	OPP
<b>Total First Downs</b>	<b>332</b>	<b>317</b>
Rushing	111	108
Passing	190	178
Penalty	31	31
<b>3rd Down: Made/Att</b>	<b>83/222</b>	<b>83/203</b>
3rd Down Pct.	37.4%	40.9%
<b>4th Down: Made/Att</b>	<b>14/24</b>	<b>2/10</b>
4th Down Pct.	58.3%	20.0%
<b>Possession Avg.</b>	<b>29:36</b>	<b>30:24</b>
<b>Total Net Yards</b>	<b>5665</b>	<b>5491</b>
Avg. Per Game	354.1	343.2
Total Plays	1079	994
Avg. Per Play	5.3	5.5
<b>Net Yards Rushing</b>	<b>1874</b>	<b>2021</b>
Avg. Per Game	117.1	126.3
Total Rushes	413	479
<b>Net Yards Passing</b>	<b>3791</b>	<b>3470</b>
Avg. Per Game	236.9	216.9
Sacked/Yards Lost	48/284	30/198
Gross Yards	4075	3668
Attempts/Completions	618/367	485/292
Completion Pct.	59.4%	60.2%
Had Intercepted	15	8
<b>Punts/Average</b>	<b>72/46.3</b>	<b>78/43.7</b>
<b>Net Punting Avg.</b>	<b>36.4</b>	<b>37.2</b>
<b>Penalties/Yards</b>	<b>98/813</b>	<b>118/996</b>
<b>Fumbles/Ball Lost</b>	<b>37/22</b>	<b>21/5</b>
<b>Touchdowns</b>	<b>29</b>	<b>52</b>
Rushing	10	11
Passing	18	33
Returns	1	8

Score By Periods	Q1	Q2	Q3	Q4	OT	Pts
Eagles	31	92	78	79	0	280
Opponents	106	111	83	141	3	444

Passing	Att	Cmp	Yds	Cmp%	Y/A
M.Vick	351	204	2362	58.1%	6.7
N.Foles	265	161	1699	60.8%	6.4
T.Edwards	2	2	14	100.0%	7.0
<b>Eagles</b>	<b>618</b>	<b>367</b>	<b>4075</b>	<b>59.4%</b>	<b>6.6</b>
<b>Opponents</b>	<b>485</b>	<b>292</b>	<b>3668</b>	<b>60.2%</b>	<b>7.6</b>

Scoring	TD	Ru	Pa	Rt	PAT	FG	2Pt	Pts
A.Henery	0	0	0	0	25/26	27/31	0	106
J.Maclin	7	0	7	0			0	42
L.McCoy	5	2	3	0			0	30
B.Brown	4	4	0	0			0	24
R.Cooper	3	0	3	0			0	18
D.Jackson	2	0	2	0			0	12
C.Harbor	2	0	2	0			0	12
B.Celek	1	0	1	0			0	6
N.Foles	1	1	0	0			0	6
S.Havili	1	1	0	0			0	6
D.Johnson	1	0	0	1			0	6
D.Lewis	1	1	0	0			0	6
M.Vick	1	1	0	0			0	6
<b>Eagles</b>	<b>29</b>	<b>10</b>	<b>18</b>	<b>1</b>	<b>25/26</b>	<b>27/31</b>	<b>0</b>	<b>280</b>
<b>Opponents</b>	<b>52</b>	<b>11</b>	<b>33</b>	<b>8</b>	<b>51/52</b>	<b>27/29</b>	<b>0</b>	<b>444</b>

2-Pt. Conversions: Eagles 0/3, Opponents 0/0

Rushing	No.	Yds	Avg	Lg	TD
L.McCoy	200	840	4.2	34	2
B.Brown	115	564	4.9	65t	4
M.Vick	62	332	5.4	20	1
D.Lewis	13	69	5.3	17t	1
N.Foles	11	42	3.8	14	1
S.Havili	6	22	3.7	8	1
D.Johnson	3	12	4.0	7	0
D.Jackson	3	-7	-2.3	5	0
<b>Eagles</b>	<b>413</b>	<b>1874</b>	<b>4.5</b>	<b>65t</b>	<b>10</b>
<b>Opponents</b>	<b>479</b>	<b>2021</b>	<b>4.2</b>	<b>43</b>	<b>11</b>

Receiving	No.	Yds	Avg	Lg	TD
J.Maclin	69	857	12.4	70t	7
B.Celek	57	684	12.0	34	1
L.McCoy	54	373	6.9	36	3
J.Avant	53	648	12.2	39	0
D.Jackson	45	700	15.6	77t	2
C.Harbor	25	186	7.4	19	2
R.Cooper	23	248	10.8	23	3
D.Johnson	19	256	13.5	32	0
B.Brown	13	56	4.3	11	0
S.Havili	7	43	6.1	9	0
D.Lewis	2	24	12.0	28	0
<b>Eagles</b>	<b>367</b>	<b>4075</b>	<b>11.1</b>	<b>77t</b>	<b>18</b>
<b>Opponents</b>	<b>292</b>	<b>3668</b>	<b>12.6</b>	<b>63t</b>	<b>33</b>

TD	TD%	Int	Int%	Lg	Sk/Lost	Rat
12	3.4%	10	2.8%	77t	28/153	78.1
6	2.3%	5	1.9%	46	20/131	79.1
0	0.0%	0	0.0%	8	0/0	95.8
<b>18</b>	<b>2.9%</b>	<b>15</b>	<b>2.4%</b>	<b>77t</b>	<b>48/284</b>	<b>78.6</b>
<b>33</b>	<b>6.8%</b>	<b>8</b>	<b>1.6%</b>	<b>63t</b>	<b>30/198</b>	<b>99.6</b>

INTs	No.	Yds	Avg	Lg	TD
D.Rodgers-Cromartie	3	14	4.7	14	0
K.Coleman	2	13	6.5	7	0
C.Anderson	1	4	4.0	4	0
N.Asomugha	1	0	0.0	0	0
D.Ryans	1	0	0.0	0	0
<b>Eagles</b>	<b>8</b>	<b>31</b>	<b>3.9</b>	<b>14</b>	<b>0</b>
<b>Opponents</b>	<b>15</b>	<b>391</b>	<b>26.1</b>	<b>99t</b>	<b>3</b>

Sacks: B.Graham 5.5, F.Cox 5.5, J.Babin 5.5, C.Jenkins 4.0, T.Cole 3.0, M.Patterson 1.0, D.Ryans 1.0, B.Boykin 1.0, P.Hunt 1.0, C.Thornton 1.0, M.Kendricks 1.0, D.Tapp 0.5 **Eagles: 30.0, Opponents: 48.0**

Fumbles Lost: M.Vick 5, L.McCoy 3, B.Brown 3, N.Foles 3, D.Johnson 2, C.Harbor 1, C.Thornton 1, B.Boykin 1, B.Celek 1, D.Reynolds 1, J.Maclin 1 **Total: 22**  
**Opponent Fumble Recoveries:** C.Jenkins 1, T.Cole 1, D.Tapp 1, B.Hughes 1, B.Graham 1 **Total: 5**

Punting	No	Yds	Avg	Net	TB	In	Lg	B
M.McBriar	55	2560	46.5	36.5	7	13	66	1
C.Henry	16	776	48.5	38.3	0	2	62	0
<b>Eagles</b>	<b>71</b>	<b>3336</b>	<b>46.3</b>	<b>36.9</b>	<b>7</b>	<b>15</b>	<b>66</b>	<b>1</b>
<b>Opponents</b>	<b>77</b>	<b>3410</b>	<b>43.7</b>	<b>37.7</b>	<b>8</b>	<b>22</b>	<b>66</b>	<b>1</b>

Punt Returns	Ret	FC	Yds	Avg	Lg	TD
D.Johnson	26	23	291	11.2	98t	1
M.Gilyard	2	3	15	7.5	11	0
B.Boykin	1	0	7	7.0	7	0
D.Jackson	1	0	-3	-3.0	-3	0
<b>Eagles</b>	<b>30</b>	<b>26</b>	<b>310</b>	<b>10.3</b>	<b>98t</b>	<b>1</b>
<b>Opponents</b>	<b>40</b>	<b>15</b>	<b>542</b>	<b>13.6</b>	<b>78t</b>	<b>1</b>

Kickoff Returns	No.	Yds	Avg	Lg	TD
B.Boykin	45	1037	23.0	44	0
B.Brown	8	156	19.5	25	0
S.Havili	2	18	9.0	18	0
D.Lewis	1	33	33.0	33	0
R.Cooper	1	14	14.0	14	0
A.Jordan	1	1	1.0	1	0
C.Thornton	1	0	0.0	0	0
C.Polk	1	0	0.0	0	0
<b>Eagles</b>	<b>60</b>	<b>1259</b>	<b>21.0</b>	<b>44</b>	<b>0</b>
<b>Opponents</b>	<b>41</b>	<b>1012</b>	<b>24.7</b>	<b>53</b>	<b>0</b>

Field Goals	1-19	20-29	30-39	40-49	50+
A.Henery	0/0	8/9	8/9	11/12	0/1
<b>Eagles</b>	<b>0/0</b>	<b>8/9</b>	<b>8/9</b>	<b>11/12</b>	<b>0/1</b>
<b>Opponents</b>	<b>1/1</b>	<b>8/8</b>	<b>7/7</b>	<b>9/9</b>	<b>2/4</b>

**Henery:** (42G, 45N) (23G) (36G, 40G) (20G, 48G, 35G, 26G) (None) (26G, 32G, 49G) (33G) (22G, 37G) (40G) (41G, 42G) (36G, 41G, 45G) (43G, 43G) (28G, 58N, 31N) (22G, 20G) (38G, 30G) (28N)  
**Opponents:** (43G, 42G, 22G) (56G, 51G, 48G) (47G, 27G) (25G, 54N) (20G, 34G, 34G) (46G, 34G, 19G, 45G) (43G, 29G, 30G) (52N) (30G) (25G) (23G) (39G) (None) (24G, 32G) (45G, 42G) (None)



SCHEDULE & RESULTS (8-8)					
S-11	W	31-13	at St.Louis	56,722	
S-18	L	31-35	at Atlanta	69,608	
S-25	L	16-29	New York Giants	69,144	
O-02	L	23-24	San Francisco	69,144	
O-09	L	24-31	at Buffalo	69,803	
O-16	W	20-13	at Washington	80,447	
O-30	W	34-7	Dallas	69,144	
N-07	L	24-30	Chicago	69,144	
N-13	L	17-21	Arizona	69,144	
N-20	W	17-10	at New York Giants	79,743	
N-27	L	20-38	New England	69,144	
D-01	L	14-31	at Seattle	67,039	
D-11	W	26-10	at Miami	67,823	
D-18	W	45-19	New York Jets	69,144	
D-24	W	20-7	at Dallas	84,834	
J-01	W	34-10	Washington	69,144	

TEAM STATS	EAGLES	OPP				
<b>Total First Downs</b>	<b>356</b>	<b>289</b>				
Rushing	134	84				
Passing	197	173				
Penalty	25	32				
<b>3rd Down: Made/Att</b>	<b>85/205</b>	<b>75/211</b>				
3rd Down Pct.	41.5%	35.5%				
<b>4th Down: Made/Att</b>	<b>7/15</b>	<b>7/17</b>				
4th Down Pct.	46.7%	41.2%				
<b>Possession Avg.</b>	<b>31:20</b>	<b>28:40</b>				
<b>Total Net Yards</b>	<b>6386</b>	<b>5198</b>				
Avg. Per Game	399.1	324.9				
Total Plays	1036	982				
Avg. Per Play	6.2	5.3				
<b>Net Yards Rushing</b>	<b>2276</b>	<b>1801</b>				
Avg. Per Game	142.3	112.6				
Total Rushes	450	414				
<b>Net Yards Passing</b>	<b>4110</b>	<b>3397</b>				
Avg. Per Game	256.9	212.3				
Sacked/Yards Lost	32/166	50/316				
Gross Yards	4276	3713				
Attempts/Completions	554/330	518/301				
Completion Pct.	59.6%	58.1%				
Had Intercepted	25	15				
<b>Punts/Average</b>	<b>67/42.2</b>	<b>85/43.2</b>				
<b>Net Punting Avg.</b>	<b>36.9</b>	<b>39.3</b>				
<b>Penalties/Yards</b>	<b>107/853</b>	<b>97/813</b>				
<b>Fumbles/Ball Lost</b>	<b>23/13</b>	<b>18/9</b>				
<b>Touchdowns</b>	<b>46</b>	<b>40</b>				
Rushing	20	11				
Passing	22	27				
Returns	4	2				
<b>Score By Periods</b>	<b>Q1</b>	<b>Q2</b>	<b>Q3</b>	<b>Q4</b>	<b>OT</b>	<b>Pts</b>
Eagles	76	165	74	81	0	396
Opponents	63	90	64	111	0	328

Passing	Att	Cmp	Yds	Cmp%	Y/A
M.Vick	423	253	3303	59.8%	7.8
V.Young	114	66	866	57.9%	7.6
M.Kafka	16	11	107	68.8%	6.7
C.Henry	1	0	0	0.0%	0.0
<b>Eagles</b>	<b>554</b>	<b>330</b>	<b>4276</b>	<b>59.6%</b>	<b>7.7</b>
<b>Opponents</b>	<b>518</b>	<b>301</b>	<b>3713</b>	<b>58.1%</b>	<b>7.2</b>

Scoring	TD	Ru	Pa	Rt	PAT	FG	2Pt	Pts
L.McCoy	20	17	3	0			0	120
A.Henery	0	0	0	0	46/46	24/27	0	118
B.Celek	5	0	5	0			0	30
J.Maclin	5	0	5	0			0	30
D.Jackson	4	0	4	0			0	24
J.Parker	2	0	0	2			0	12
J.Avant	1	0	1	0			0	6
R.Brown	1	1	0	0			0	6
R.Cooper	1	0	1	0			0	6
C.Hall	1	0	1	0			0	6
C.Harbor	1	0	1	0			0	6
D.Lewis	1	1	0	0			0	6
B.Rolle	1	0	0	1			0	6
A.Samuel	1	0	0	1			0	6
S.Smith	1	0	1	0			0	6
M.Vick	1	1	0	0			0	6
P.Hunt (s)	0	0	0	0			0	2
<b>Eagles</b>	<b>46</b>	<b>20</b>	<b>22</b>	<b>4</b>	<b>46/46</b>	<b>24/27</b>	<b>0</b>	<b>396</b>
<b>Opponents</b>	<b>40</b>	<b>11</b>	<b>27</b>	<b>2</b>	<b>38/38</b>	<b>16/24</b>	<b>1</b>	<b>328</b>

2-Pt. Conversions: Eagles 0/0, Opponents 1/2

Rushing	No.	Yds	Avg	Lg	TD
L.McCoy	273	1309	4.8	60	17
M.Vick	76	589	7.8	53	1
R.Brown	42	136	3.2	15	1
D.Lewis	23	102	4.4	20	1
V.Young	18	79	4.4	13	0
D.Jackson	7	41	5.9	18	0
C. Hall	3	13	4.3	7	0
O.Schmitt	4	6	1.5	4	0
J.Maclin	1	1	1.0	1	0
M.Kafka	3	0	0.0	2	0
<b>Eagles</b>	<b>450</b>	<b>2276</b>	<b>5.1</b>	<b>60</b>	<b>20</b>
<b>Opponents</b>	<b>414</b>	<b>1801</b>	<b>4.4</b>	<b>61</b>	<b>11</b>

Receiving	No.	Yds	Avg	Lg	TD
J.Maclin	63	859	13.6	59	5
B.Celek	62	811	13.1	73	5
D.Jackson	58	961	16.6	62t	4
J.Avant	52	679	13.1	35	1
L.McCoy	48	315	6.6	26	3
R.Cooper	16	315	19.7	58	1
C.Harbor	13	163	12.5	27	1
S.Smith	11	124	11.3	20	1
O.Schmitt	3	32	10.7	13	0
C.Hall	3	20	6.7	16	1
D.Lewis	1	-3	-3.0	-3	0
<b>Eagles</b>	<b>330</b>	<b>4276</b>	<b>13.0</b>	<b>73</b>	<b>22</b>
<b>Opponents</b>	<b>301</b>	<b>3713</b>	<b>12.3</b>	<b>74t</b>	<b>27</b>

TD	TD%	Int	Int%	Lg	Sk/Lost	Rat
18	4.3%	14	3.3%	73	23/126	84.9
4	3.5%	9	7.9%	58	8/34	60.8
0	0.0%	2	12.5%	43	1/6	47.7
0	0.0%	0	0.0%	0	0/0	39.6
<b>22</b>	<b>4.0%</b>	<b>25</b>	<b>4.5%</b>	<b>73</b>	<b>32/166</b>	<b>78.3</b>
<b>27</b>	<b>5.2%</b>	<b>15</b>	<b>2.9%</b>	<b>74t</b>	<b>50/316</b>	<b>85.7</b>

INTs	No.	Yds	Avg	Lg	TD
K.Coleman	4	60	15.0	35	0
A.Samuel	3	53	17.7	20t	1
J.Chaney	3	25	8.3	14	0
N.Asomugha	3	10	3.3	6	0
N.Allen	2	44	22.0	31	0
<b>Eagles</b>	<b>15</b>	<b>192</b>	<b>12.8</b>	<b>35</b>	<b>1</b>
<b>Opponents</b>	<b>25</b>	<b>368</b>	<b>14.7</b>	<b>77t</b>	<b>2</b>

Sacks: J.Babin 18.0, T.Cole 11.0, C.Jenkins 5.5, M.Patterson 2.5, D.Tapp 2.5, D.Landri 2.0, P.Hunt 2.0, J.Parker 1.5, J.Chaney 1.0, C.Matthews 1.0, D.Rodgers-Cromartie 1.0, B.Rolle 1.0, T.Laws 1.0  
**Eagles: 50.0, Opponents: 32.0**

Fumbles Lost: M.Vick 3, C.Marsh 2, J.Avant 2, D.Jackson 1, J.Maclin 1, L.McCoy 1, D.Lewis 1, R.Brown 1  
**Total: 12**  
**Opponent Fumble Recoveries:** J.Parker 2, M.Patterson 2, D.Landri 1, B.Rolle 1, J.Hanson 1, C.Jenkins 1, A.Samuel 1 **Total: 9**

Punting	No	Yds	Avg	Net	TB	In	Lg	B
C.Henry	66	2830	42.9	36.9	9	19	60	1
<b>Eagles</b>	<b>67</b>	<b>2830</b>	<b>42.2</b>	<b>36.9</b>	<b>9</b>	<b>19</b>	<b>60</b>	<b>1</b>
<b>Opponents</b>	<b>85</b>	<b>3673</b>	<b>43.2</b>	<b>39.3</b>	<b>6</b>	<b>29</b>	<b>68</b>	<b>0</b>

Punt Returns	Ret	FC	Yds	Avg	Lg	TD
D.Jackson	17	12	114	6.7	51	0
C.Hall	7	12	76	10.9	30	0
J.Maclin	4	3	29	7.3	11	0
S.Smith	1	1	0	0.0	0	0
C.Marsh	1	0	-5	-5.0	-5	0
D.Rodgers-Cromartie	0	0	-2	--	-2	0
<b>Eagles</b>	<b>30</b>	<b>28</b>	<b>212</b>	<b>7.1</b>	<b>51</b>	<b>0</b>
<b>Opponents</b>	<b>31</b>	<b>16</b>	<b>176</b>	<b>5.7</b>	<b>25</b>	<b>0</b>

Kickoff Returns	No.	Yds	Avg	Lg	TD
D.Lewis	31	669	21.6	33	0
D.Rodgers-Cromartie	2	52	26.0	29	0
C.Hall	2	43	21.5	24	0
R.Brown	2	28	14.0	25	0
R.Cooper	1	16	16.0	16	0
D.Jackson	1	7	7.0	7	0
<b>Eagles</b>	<b>39</b>	<b>815</b>	<b>20.9</b>	<b>33</b>	<b>0</b>
<b>Opponents</b>	<b>51</b>	<b>1178</b>	<b>23.1</b>	<b>51</b>	<b>0</b>

Field Goals	1-19	20-29	30-39	40-49	50+
A.Henery	0/0	10/10	9/11	4/4	1/2
<b>Eagles</b>	<b>0/0</b>	<b>10/10</b>	<b>9/11</b>	<b>4/4</b>	<b>1/2</b>
<b>Opponents</b>	<b>0/0</b>	<b>7/7</b>	<b>3/6</b>	<b>4/8</b>	<b>2/3</b>

Henery: (34G) (22G, 63N) (21G, 38G, 21G) (32G, 32G, 33G, 39N, 33N) (35G) (28G, 24G) (23G, 26G) (47G) (33G) (43G, 22G) (None) (40G) (28G) (35G, 20G)  
**Opponents:** (49G, 47N, 23G) (None) (None) (44N, 37G, 45B) (25G) (50G, 26G) (None) (51G, 38G, 22G) (48G) (39N, 45G) (49G) (55N, 22G) (39G, 28G) (36B, 27G)



SCHEDULE & RESULTS (10-6)				
S-12	L	20-27	Green Bay	69,144
S-19	W	35-32	at Detroit	56,688
S-26	W	28-3	at Jacksonville	63,256
O-03	L	12-17	Washington	69,144
O-10	W	27-24	at San Francisco	69,732
O-17	W	31-17	Atlanta	69,144
O-24	L	19-37	at Tennessee	69,143
N-07	W	26-24	Indianapolis	69,144
N-15	W	59-28	at Washington	84,912
N-21	W	27-17	NY Giants	69,144
N-28	L	26-31	at Chicago	62,147
D-02	W	34-24	Houston	69,144
D-12	W	30-27	at Dallas	85,673
D-19	W	38-31	at NY Giants	81,223
D-28	L	14-24	Minnesota	69,144
J-02	L	13-14	Dallas	69,144
<b>NFC WILD CARD</b>				
J-09	L	16-21	Green Bay	69,144

TEAM STATS	EAGLES	OPP
<b>Total First Downs</b>	<b>322</b>	<b>309</b>
Rushing	116	91
Passing	189	185
Penalty	17	33
<b>3rd Down: Made/Att</b>	<b>85/214</b>	<b>80/209</b>
3rd Down Pct.	39.7%	38.3%
<b>4th Down: Made/Att</b>	<b>9/13</b>	<b>5/12</b>
4th Down Pct.	69.2%	41.7%
<b>Possession Avg.</b>	<b>31:15</b>	<b>28:45</b>
<b>Total Net Yards</b>	<b>6230</b>	<b>5235</b>
Avg. Per Game	389.4	327.2
Total Plays	1038	998
Avg. Per Play	6.0	5.2
<b>Net Yards Rushing</b>	<b>2324</b>	<b>1766</b>
Avg. Per Game	145.3	110.4
Total Rushes	428	423
<b>Net Yards Passing</b>	<b>3906</b>	<b>3469</b>
Avg. Per Game	244.1	216.8
Sacked/Yards Lost	49/309	39/292
Gross Yards	4215	3761
Attempts/Completions	561/348	536/309
Completion Pct.	62.0%	57.6%
Had Intercepted	13	23
<b>Punts/Average</b>	<b>73/43.8</b>	<b>82/43.9</b>
<b>Net Punting Avg.</b>	<b>39.0</b>	<b>37.0</b>
<b>Penalties/Yards</b>	<b>129/1101</b>	<b>87/724</b>
<b>Fumbles/Ball Lost</b>	<b>33/12</b>	<b>18/11</b>
<b>Touchdowns</b>	<b>49</b>	<b>46</b>
Rushing	18	12
Passing	28	31
Returns	3	3

Score By Periods	Q1	Q2	Q3	Q4	OT	Pts
Eagles	110	123	68	138	0	439
Opponents	59	128	78	112	0	377

Passing	Att	Cmp	Yds	Cmp%	Y/A
M.Vick	372	233	3018	62.6%	8.1
K.Kolb	189	115	1197	60.8%	6.3
<b>Eagles</b>	<b>561</b>	<b>348</b>	<b>4215</b>	<b>62.0%</b>	<b>7.5</b>
<b>Opponents</b>	<b>536</b>	<b>309</b>	<b>3761</b>	<b>57.6%</b>	<b>7.0</b>

Scoring	TD	Ru	Pa	Rt	PAT	FG	2Pt	Pts
D.Akers	0	0	0	0	47/47	32/38	0	143
J.Maclin	10	0	10	0			0	60
L.McCoy	9	7	2	0			0	54
M.Vick	9	9	0	0			0	54
D.Jackson	8	1	6	1			0	48
B.Celek	4	0	4	0			0	24
J.Avant	1	0	1	0			1	8
R.Cooper	1	0	1	0			0	6
C.Hall	1	0	1	0			0	6
C.Harbor	1	0	1	0			0	6
J.Harrison	1	1	0	0			0	6
T.Herremans	1	0	1	0			0	6
Q.Mikell	1	0	0	1			0	6
D.Patterson	1	0	0	1			0	6
O.Schmitt	1	0	1	0			0	6
<b>Eagles</b>	<b>49</b>	<b>18</b>	<b>28</b>	<b>3</b>	<b>47/47</b>	<b>32/38</b>	<b>1</b>	<b>439</b>
<b>Opponents</b>	<b>46</b>	<b>12</b>	<b>31</b>	<b>3</b>	<b>45/45</b>	<b>18/21</b>	<b>1</b>	<b>377</b>

2-Pt. Conversions: Eagles 1/2, Opponents 1/1

Rushing	No.	Yds	Avg	Lg	TD
L.McCoy	207	1080	5.2	62	7
M.Vick	100	676	6.8	35	9
J.Harrison	40	239	6.0	50t	1
D.Jackson	16	104	6.5	31t	1
K.Kolb	15	65	4.3	19	0
E.Buckley	21	67	3.2	13	0
J.Maclin	3	36	12.0	14	0
C.Hall	9	29	3.2	8	0
M.Bell	16	28	1.8	9	0
L.Weaver	1	0	0.0	0	0
<b>Eagles</b>	<b>428</b>	<b>2324</b>	<b>5.4</b>	<b>62</b>	<b>18</b>
<b>Opponents</b>	<b>423</b>	<b>1766</b>	<b>4.2</b>	<b>61</b>	<b>12</b>

Receiving	No.	Yds	Avg	Lg	TD
L.McCoy	78	592	7.6	40	2
J.Maclin	70	964	13.8	83t	10
J.Avant	51	573	11.2	34	1
D.Jackson	47	1056	22.5	91t	6
B.Celek	42	511	12.2	65t	4
O.Schmitt	19	136	7.2	18	1
C.Hall	11	115	10.5	48	1
C.Harbor	9	72	8.0	24	1
J.Harrison	8	43	5.4	15	0
R.Cooper	7	116	16.6	37	1
G.Mills	2	19	9.5	14	0
E.Buckley	1	10	10.0	10	0
M.Bell	1	5	5.0	5	0
T.Herremans	1	2	2.0	2t	1
M.McGlynn	1	1	1.0	1	0
<b>Eagles</b>	<b>348</b>	<b>4215</b>	<b>12.1</b>	<b>91t</b>	<b>28</b>
<b>Opponents</b>	<b>309</b>	<b>3761</b>	<b>12.2</b>	<b>80t</b>	<b>31</b>

TD	TD%	Int	Int%	Lg	Sk/Lost	Rat
21	5.6%	6	1.6%	91t	34/210	100.2
7	3.7%	7	3.7%	83t	15/99	76.1
<b>28</b>	<b>5.0%</b>	<b>13</b>	<b>2.3%</b>	<b>91t</b>	<b>49/309</b>	<b>92.1</b>
<b>31</b>	<b>5.8%</b>	<b>23</b>	<b>4.3%</b>	<b>80t</b>	<b>39/292</b>	<b>80.8</b>

INTs	No.	Yds	Avg	Lg	TD
A.Samuel	7	70	10.0	33	0
D.Patterson	4	40	10.0	40t	1
N.Allen	3	27	9.0	16	0
Q.Mikell	3	0	0.0	0	0
J.Hanson	1	17	17.0	17	0
T.Lawas	1	13	13.0	13	0
T.Lindley	1	8	8.0	8	0
K.Coleman	1	7	7.0	7	0
S.Bradley	1	0	0.0	0	0
E.Hobbs	1	0	0.0	0	0
<b>Eagles</b>	<b>23</b>	<b>182</b>	<b>7.9</b>	<b>40t</b>	<b>1</b>
<b>Opponents</b>	<b>13</b>	<b>169</b>	<b>13.0</b>	<b>41t</b>	<b>1</b>

Sacks: T.Cole 10.0, J.Parker 6.0, T.Laws 4.0, B.Graham 3.0, D.Tapp 3.0, N.Allen 2.0, M.Patterson 2.0, A.Dixon 2.0, E.Sims 2.0, M.Fokou 1.0, D.Te'o-Nesheim 1.0, Q.Mikell 1.0, S.Bradley 1.0, D.Patterson 1.0  
**Eagles: 39.0, Opponents: 50.0**

Fumbles Lost: K.Kolb 3, M.Vick 3, A.Samuel 1, E.Buckley 1, D.Jackson 1, J.Maclin 1, L.McCoy 1, J.Calvin 1  
**Total: 12**  
**Opponent Fumble Recoveries:** Q.Mikell 3, D.Tapp 3, G.Lawson 1, J.Parker 1, A.Samuel 1, M.Patterson 1, E.Sims 1 **Total: 11**

Punting	No	Yds	Avg	Net	TB	In	Lg	B
S.Rocca	73	3195	43.8	39.0	2	28	63	0
<b>Eagles</b>	<b>73</b>	<b>3195</b>	<b>43.8</b>	<b>39.0</b>	<b>2</b>	<b>28</b>	<b>63</b>	<b>0</b>
<b>Opponents</b>	<b>82</b>	<b>3599</b>	<b>43.9</b>	<b>37.0</b>	<b>8</b>	<b>17</b>	<b>68</b>	<b>0</b>

Punt Returns	Ret	FC	Yds	Avg	Lg	TD
D.Jackson	20	8	231	11.6	65t	1
J.Calvin	12	4	125	10.4	44	0
C.Hall	3	2	31	10.3	14	0
J.Maclin	3	5	17	5.7	9	0
<b>Eagles</b>	<b>38</b>	<b>19</b>	<b>404</b>	<b>10.6</b>	<b>65t</b>	<b>1</b>
<b>Opponents</b>	<b>34</b>	<b>21</b>	<b>309</b>	<b>9.1</b>	<b>53</b>	<b>0</b>

Kickoff Returns	No.	Yds	Avg	Lg	TD
J.Calvin	32	692	21.6	41	0
E.Hobbs	16	345	21.6	46	0
C.Hall	4	65	16.3	21	0
G.Lawson	2	48	24.0	28	0
O.Schmitt	2	18	9.0	18	0
J.Maclin	1	22	22.0	22	0
E.Buckley	1	20	20.0	20	0
C.Harbor	1	19	19.0	19	0
D.Patterson	1	14	14.0	14	0
B.Celek	1	12	12.0	12	0
M.Bell	1	8	8.0	8	0
R.Cooper	0	9	--	9	0
<b>Eagles</b>	<b>62</b>	<b>1272</b>	<b>20.5</b>	<b>46</b>	<b>0</b>
<b>Opponents</b>	<b>69</b>	<b>1502</b>	<b>21.8</b>	<b>61</b>	<b>0</b>

Field Goals	1-19	20-29	30-39	40-49	50+
D.Akers	0/0	12/12	10/12	9/11	1/3
<b>Eagles</b>	<b>0/0</b>	<b>12/12</b>	<b>10/12</b>	<b>9/11</b>	<b>1/3</b>
<b>Opponents</b>	<b>0/0</b>	<b>5/5</b>	<b>4/4</b>	<b>5/7</b>	<b>4/5</b>

Akers: (45G, 24G) (None) (None) (49G, 23G) (33G, 53N, 45G) [37N, 47N, 37N, 30G] (25G, 46G, 46G, 28G) (22G, 21G, 31G, 44G) (48G) (38G, 24G, 42B, 28G, 30G) (45G, 36G, 22G, 36) (36G, 22G) (39G, 50G, 28G) (34G) (54N) (43G, 22G)  
**Opponents:** (49G, 56G) (49G) (51G) (26G) (50G, 40N) (41N, 26G) (41G, 38G, 33G) (37G) (None) (24G) (23G) (48G) (50G, 43G) (25G) (30G) (52N)



SCHEDULE & RESULTS (11-5)					
S-13	W	38-10	at Carolina	73,599	
S-20	L	22-48	New Orleans	69,144	
S-27	W	34-14	Kansas City	69,144	
O-11	W	33-14	Tampa Bay	69,144	
O-18	L	9-13	at Oakland	49,642	
O-26	W	27-17	at Washington	88,241	
N-01	W	40-17	NY Giants	69,144	
N-08	L	16-20	Dallas	69,144	
N-15	L	23-31	at San Diego	68,879	
N-22	W	24-20	at Chicago	62,421	
N-29	W	27-24	Washington	69,144	
D-06	W	34-7	at Atlanta	69,560	
D-13	W	45-38	at NY Giants	78,780	
D-20	W	27-13	San Francisco	69,144	
D-27	W	30-27	Denver	69,144	
J-03	L	0-24	at Dallas	100,621	
<b>NFC WILD CARD</b>					
J-09	L	14-34	at Dallas	92,951	

TEAM STATS	EAGLES	OPP
<b>Total First Downs</b>	<b>290</b>	<b>295</b>
Rushing	87	81
Passing	182	179
Penalty	21	35
<b>3rd Down: Made/Att</b>	<b>75/207</b>	<b>73/221</b>
3rd Down Pct.	36.2%	33.0%
<b>4th Down: Made/Att</b>	<b>6/14</b>	<b>17/30</b>
4th Down Pct.	42.9%	56.7%
<b>Possession Avg.</b>	<b>28:15</b>	<b>31:46</b>
<b>Total Net Yards</b>	<b>5726</b>	<b>5137</b>
Avg. Per Game	357.9	321.1
Total Plays	975	1037
Avg. Per Play	5.9	5.0
<b>Net Yards Rushing</b>	<b>1637</b>	<b>1675</b>
Avg. Per Game	102.3	104.7
Total Rushes	384	413
<b>Net Yards Passing</b>	<b>4089</b>	<b>3462</b>
Avg. Per Game	255.6	216.4
Sacked/Yards Lost	38/291	44/316
Gross Yards	4380	3778
Attempts/Completions	553/335	580/354
Completion Pct.	60.6%	61.0%
Had Intercepted	13	25
<b>Punts/Average</b>	<b>76/42.4</b>	<b>80/45.1</b>
<b>Net Punting Avg.</b>	<b>38.3</b>	<b>37.2</b>
<b>Penalties/Yards</b>	<b>115/951</b>	<b>104/789</b>
<b>Fumbles/Ball Lost</b>	<b>23/10</b>	<b>25/13</b>
<b>Touchdowns</b>	<b>47</b>	<b>39</b>
Rushing	14	11
Passing	27	27
Returns	6	1

Score By Periods	Q1	Q2	Q3	Q4	OT	Pts
Eagles	122	151	72	84	0	429
Opponents	58	101	107	71	0	337

Passing	Att	Cmp	Yds	Cmp%	Y/A	TD	TD%	Int	Int%	Lg	Sk/Lost	Rat
D.McNabb	443	267	3553	60.3	8.0	22	5.0	10	2.3	60t	35/264	92.9
K.Kolb	96	62	741	64.6	7.7	4	4.2	3	3.1	71t	3/27	88.9
M.Vick	13	6	86	46.2	6.6	1	7.7	0	0.0	43	0/0	93.8
B.Westbrook	1	0	0	0.0	0.0	0	0.0	0	0.0	0	0/0	39.6
<b>Eagles</b>	<b>553</b>	<b>335</b>	<b>4380</b>	<b>60.6</b>	<b>7.9</b>	<b>27</b>	<b>4.9</b>	<b>13</b>	<b>2.4</b>	<b>71t</b>	<b>38/291</b>	<b>92.0</b>
<b>Opponents</b>	<b>580</b>	<b>354</b>	<b>3778</b>	<b>61.0</b>	<b>6.5</b>	<b>27</b>	<b>4.7</b>	<b>25</b>	<b>4.3</b>	<b>86t</b>	<b>44/316</b>	<b>77.6</b>

Scoring	TD	Ru	Pa	Rt	PAT	FG	2Pt	Pts
D.Akers	0	0	0	0	43/45	32/37	0	139
D.Jackson	12	1	9	2			0	72
B.Celek	8	0	8	0			0	48
L.McCoy	4	4	0	0			1	26
J.Maclin	4	0	4	0			0	24
L.Weaver	4	2	2	0			0	24
J.Avant	3	0	3	0			1	20
S.Brown	2	0	0	2			0	12
D.McNabb	2	2	0	0			0	12
M.Vick	2	2	0	0			0	12
B.Westbrook	2	1	1	0			0	12
V.Abiamiri	1	0	0	1			0	6
E.Buckley	1	1	0	0			0	6
K.Kolb	1	1	0	0			0	6
Witherspoon	1	0	0	1			0	6
Howard (s)	0	0	0	0			0	2
Team (s)	0	0	0	0			0	2
<b>Eagles</b>	<b>47</b>	<b>14</b>	<b>27</b>	<b>6</b>	<b>43/45</b>	<b>32/37</b>	<b>2</b>	<b>429</b>
<b>Opponents</b>	<b>39</b>	<b>11</b>	<b>27</b>	<b>1</b>	<b>38/38</b>	<b>21/24</b>	<b>1</b>	<b>337</b>

2-Pt. Conversions: Eagles 2-2, Opponents 1-1

Rushing	No.	Yds	Avg	Lg	TD
L.McCoy	155	637	4.1	66t	4
L.Weaver	70	323	4.6	41t	2
B.Westbrook	61	274	4.5	25	1
D.McNabb	37	140	3.8	27	2
D.Jackson	11	137	12.5	67t	1
M.Vick	24	95	4.0	34	2
E.Buckley	15	44	2.9	9	1
K.Kolb	5	-1	-0.2	5	1
J.Garcia	3	-2	-0.7	0	0
R.Brown	1	-3	-3.0	-3	0
J.Maclin	2	-7	-3.5	-1	0
<b>Eagles</b>	<b>384</b>	<b>1637</b>	<b>4.3</b>	<b>67t</b>	<b>14</b>
<b>Opponents</b>	<b>413</b>	<b>1675</b>	<b>4.1</b>	<b>72</b>	<b>11</b>

Receiving	No.	Yds	Avg	Lg	TD
B.Celek	76	971	12.8	47t	8
D.Jackson	63	1167	18.5	71t	9
J.Maclin	55	762	13.9	56	4
J.Avant	41	587	14.3	58	3
L.McCoy	40	308	7.7	45	0
B.Westbrook	25	181	7.2	34	1
L.Weaver	15	140	9.3	59	2
R.Brown	9	155	17.2	43	0
K.Curtis	6	77	12.8	19	0
A.Smith	3	25	8.3	11	0
H.Baskett	1	6	6.0	6	0
D.McNabb	1	1	1.0	1	0
<b>Eagles</b>	<b>335</b>	<b>4380</b>	<b>13.1</b>	<b>71t</b>	<b>27</b>
<b>Opponents</b>	<b>354</b>	<b>3778</b>	<b>10.7</b>	<b>86t</b>	<b>27</b>

INTs	No.	Yds	Avg	Lg	TD
A.Samuel	9	117	13.0	37	0
S.Brown	5	152	30.4	83t	1
S.Jones	2	37	18.5	37	0
Q.Mikell	2	16	8.0	16	0
A.Jordan	2	14	7.0	11	0
J.Hanson	2	8	4.0	6	0
Q.Demps	1	12	12.0	12	0
W.Witherspoon	1	9	9.0	9t	1
T.White	1	5	5.0	5	0
<b>Eagles</b>	<b>25</b>	<b>370</b>	<b>14.8</b>	<b>83t</b>	<b>2</b>
<b>Opponents</b>	<b>13</b>	<b>131</b>	<b>10.1</b>	<b>97t</b>	<b>1</b>

Sacks: T.Cole 12.5, J.Parker 8.0, D.Howard 6.5, C.Clemons 3.0, J.Babin 2.5, V.Abiamiri 2.0, M.Paterson 1.5, O.Gaither 1.5, C.Gocong 1.0, A.Jordan 1.0, B.Bunkley 1.0, S.Jones 1.0, W.Witherspoon 1.0, A.Dixon 1.0, J.Hanson 0.5

Eagles: 44.0, Opponents: 38.0

Fumbles Lost: D.McNabb 3, J.Babin 1, E.Hobbs 1, K.Kolb 1, D.Jackson 1, V.Harris 1, L.McCoy 1, J.Garcia 1 Total: 10

Opponent Fumble Recoveries: Q.Mikell 2, S.Jones 2, M.Fokou 2, S.Brown 1, B.Bunkley 1, O.Gaither 1, V.Abiamiri 1, T.White 1, J.Hanson 1, A.Samuel 1 Total: 13

Punting	No.	Yds	Avg	Net	TB	Lg	B
S.Rocca	76	3222	42.4	38.3	4	61	0
<b>Eagles</b>	<b>76</b>	<b>3222</b>	<b>42.4</b>	<b>38.3</b>	<b>4</b>	<b>61</b>	<b>0</b>
<b>Opponents</b>	<b>80</b>	<b>3604</b>	<b>45.1</b>	<b>37.2</b>	<b>8</b>	<b>64</b>	<b>0</b>

Punt Returns	Ret	FC	Yds	Avg	Lg	TD
D.Jackson	29	15	441	15.2	85t	2
J.Maclin	6	4	30	5.0	27	0
<b>Eagles</b>	<b>35</b>	<b>19</b>	<b>471</b>	<b>13.5</b>	<b>85t</b>	<b>2</b>
<b>Opponents</b>	<b>39</b>	<b>15</b>	<b>229</b>	<b>5.9</b>	<b>26</b>	<b>0</b>

Kickoff Returns	No.	Yds	Avg	Lg	TD
E.Hobbs	20	481	24.1	63	0
V.Harris	19	394	20.7	32	0
J.Maclin	7	124	17.7	28	0
Q.Demps	6	155	25.8	48	0
L.Weaver	2	33	16.5	18	0
A.Smith	1	4	4.0	4	0
J.Babin	2	0	0.0	0	0
D.Jackson	1	0	0.0	0	0
<b>Eagles</b>	<b>58</b>	<b>1191</b>	<b>20.5</b>	<b>63</b>	<b>0</b>
<b>Opponents</b>	<b>81</b>	<b>1907</b>	<b>23.5</b>	<b>52</b>	<b>0</b>

Field Goals	1-19	20-29	30-39	40-49	50+
D.Akers	1/1	11/11	8/9	11/13	1/3
<b>Eagles</b>	<b>1/1</b>	<b>11/11</b>	<b>8/9</b>	<b>11/13</b>	<b>1/3</b>
<b>Opponents</b>	<b>0/0</b>	<b>11/11</b>	<b>2/3</b>	<b>7/9</b>	<b>1/1</b>

Akers: (49G, 51B) (23G, 32G) (29G, 38G) (44G) (43N, 45G, 43G, 47N, 45G) (47G, 44G) (30G, 35G) (45G, 48G, 52G) (18G, 25G, 25G) (29G, 24G, 41G, 32G) (33G, 39N, 33G) (20G) (22G, 26G) (39G, 45G, 28G) (53N)

Opponents: (22G) (23G, 25G) ( ) ( ) (29G, 46G) (47G) (42G, 47N) (22G, 33G) (29G) (45G, 28G, 28G, 49G, 48B) (25G) ( ) (26G) (51G, 25G) (33G, 46G) (44G, 30N)





SCHEDULE & RESULTS (9-6-1)					
S-07	W	38-3	St. Louis	69,144	
S-15	L	37-41	at Dallas	63,472	
S-21	W	15-6	Pittsburgh	69,144	
S-28	L	20-24	at Chicago	62,099	
O-05	L	17-23	Washington	69,144	
O-12	W	40-26	at San Francisco	67,640	
O-26	W	27-14	Atlanta	69,144	
N-02	W	26-7	at Seattle	68,055	
N-09	L	31-36	NY Giants	69,144	
N-16	T	13-13	at Cincinnati (OT)	64,633	
N-23	L	7-36	at Baltimore	71,379	
N-27	W	48-20	Arizona	64,144	
D-07	W	20-14	at NY Giants	79,003	
D-15	W	30-10	Cleveland	69,144	
D-21	L	3-10	at Washington	82,412	
D-28	W	44-6	Dallas	69,144	
<b>NFC WILD CARD</b>					
J-04	W	26-14	at Minnesota	61,746	
<b>NFC DIVISIONAL PLAYOFF</b>					
J-11	W	23-11	at NY Giants	79,193	
<b>NFC CHAMPIONSHIP</b>					
J-18	L	25-32	at Arizona	70,650	

TEAM STATS	EAGLES	OPP				
<b>Total First Downs</b>	<b>318</b>	<b>248</b>				
Rushing	94	79				
Passing	204	144				
Penalty	20	25				
<b>3rd Down: Made/Att</b>	<b>93/225</b>	<b>73/227</b>				
3rd Down Pct.	41.3%	32.2%				
<b>4th Down: Made/Att</b>	<b>4/9</b>	<b>5/14</b>				
4th Down Pct.	44.4%	35.7%				
<b>Possession Avg.</b>	<b>30:55</b>	<b>29:05</b>				
<b>Total Net Yards</b>	<b>5608</b>	<b>4388</b>				
Avg. Per Game	350.5	274.3				
Total Plays	1056	994				
Avg. Per Play	5.3	4.4				
<b>Net Yards Rushing</b>	<b>1697</b>	<b>1475</b>				
Avg. Per Game	106.1	92.2				
Total Rushes	427	421				
<b>Net Yards Passing</b>	<b>3911</b>	<b>2913</b>				
Avg. Per Game	244.4	182.1				
Sacked/Yards Lost	23/149	48/312				
Gross Yards	4060	3225				
Attempts/Completions	606/362	525/284				
Completion Pct.	59.7%	54.1%				
Had Intercepted	16	15				
<b>Punts/Average</b>	<b>78/42.7</b>	<b>101/42.5</b>				
<b>Net Punting Avg.</b>	<b>37.9</b>	<b>36.5</b>				
<b>Penalties/Yards</b>	<b>74/635</b>	<b>80/593</b>				
<b>Fumbles/Ball Lost</b>	<b>16/10</b>	<b>26/14</b>				
<b>Touchdowns</b>	<b>45</b>	<b>31</b>				
Rushing	15	7				
Passing	23	19				
Returns	7	5				
<b>Score By Periods</b>						
	<b>Q1</b>	<b>Q2</b>	<b>Q3</b>	<b>Q4</b>	<b>OT</b>	<b>Pts</b>
Eagles	85	150	73	108	0	416
Opponents	53	100	49	87	0	289

Passing	Att	Cmp	Yds	Cmp%	Y/A	TD	TD%	Int	Int%	Lg	Sk/Lost	Rat
McNabb	571	345	3916	60.4	6.9	23	4.0	11	1.9	90t	23/149	86.4
Kolb	34	17	144	50.0	4.2	0	0.0	4	11.8	16	0/0	21.8
D.Jackson	1	0	0	0.0	0.0	0	0.0	1	100.0	0	0/0	0.0
<b>Eagles</b>	<b>606</b>	<b>362</b>	<b>4060</b>	<b>59.7</b>	<b>6.7</b>	<b>23</b>	<b>3.8</b>	<b>16</b>	<b>2.6</b>	<b>90t</b>	<b>23/149</b>	<b>81.4</b>
<b>Opponents</b>	<b>525</b>	<b>284</b>	<b>3225</b>	<b>54.1</b>	<b>6.1</b>	<b>19</b>	<b>3.6</b>	<b>15</b>	<b>2.9</b>	<b>90t</b>	<b>48/312</b>	<b>72.9</b>

Scoring	TD	Ru	Pa	Rt	PAT	FG	2Pt	Pts
Akers	0	0	0	0	45/45	33/40	0	144
Westbrook	14	9	5	0			0	84
Buckhalter	4	2	2	0			0	24
D.Jackson	4	1	2	1			0	24
Smith	3	0	3	0			0	18
Baskett	3	0	3	0			0	18
Avant	2	0	2	0			0	12
Curtis	2	0	2	0			0	12
McNabb	2	2	0	0			0	12
R.Brown	1	0	1	0			0	6
Celek	1	0	1	0			0	6
Clemons	1	0	0	1			0	6
Demps	1	0	0	1			0	6
Gocong	1	0	0	1			0	6
Hanson	1	0	0	1			0	6
Herremans	1	0	1	0			0	6
Hunt	1	1	0	0			0	6
Lewis	1	0	1	0			0	6
Parker	1	0	0	1			0	6
Samuel	1	0	0	1			0	6
Team (s)	0	0	0	0			0	2
<b>Eagles</b>	<b>45</b>	<b>15</b>	<b>23</b>	<b>7</b>	<b>45/45</b>	<b>33/40</b>	<b>0</b>	<b>416</b>
<b>Opponents</b>	<b>31</b>	<b>7</b>	<b>19</b>	<b>5</b>	<b>29/29</b>	<b>24/28</b>	<b>0</b>	<b>289</b>

2-Pt. Conversions: Eagles 0-2, Opponents 0-1

Rushing	No.	Yds	Avg	Lg	TD
Westbrook	233	936	4.0	39t	9
Buckhalter	76	369	4.9	33	2
McNabb	39	147	3.8	17	2
D.Jackson	17	96	5.6	21	1
Eckel	24	79	3.3	14	0
Booker	20	53	2.7	8	0
Hunt	4	9	2.3	6	1
R.Brown	1	6	6.0	6	0
Kolb	13	2	0.2	8	0
<b>Eagles</b>	<b>427</b>	<b>1697</b>	<b>4.0</b>	<b>39t</b>	<b>15</b>
<b>Opponents</b>	<b>421</b>	<b>1475</b>	<b>3.5</b>	<b>28</b>	<b>7</b>

Receiving	No.	Yds	Avg	Lg	TD
D.Jackson	62	912	14.7	60	2
Westbrook	54	402	7.4	47	5
Smith	37	298	8.1	25	3
Baskett	33	440	13.3	90t	3
Curtis	33	390	11.8	32	2
Avant	32	377	11.8	31	2
Celek	27	318	11.8	44	1
Buckhalter	26	324	12.5	59	2
Lewis	19	247	13.0	52	1
R.Brown	18	252	14.0	40	1
Hunt	6	42	7.0	18	0
Klecko	6	36	6.0	12	0
Booker	6	11	1.8	8	0
Schobel	2	10	5.0	5	0
Herremans	1	1	1.0	1t	1
<b>Eagles</b>	<b>362</b>	<b>4060</b>	<b>11.2</b>	<b>90t</b>	<b>23</b>
<b>Opponents</b>	<b>284</b>	<b>3225</b>	<b>11.4</b>	<b>90t</b>	<b>19</b>

INTs	No.	Yds	Avg	Lg	TD
Samuel	4	64	16.0	50t	1
Mikell	3	53	17.7	41	0
Parker	1	55	55.0	55t	1
Dawkins	1	25	25.0	25	0
S.Brown	1	23	23.0	23	0
Patterson	1	21	21.0	21	0
Bradley	1	17	17.0	17	0
Hanson	1	13	13.0	13	0
Howard	1	8	8.0	8	0
Sheppard	1	0	0.0	0	0
<b>Eagles</b>	<b>15</b>	<b>279</b>	<b>18.6</b>	<b>55t</b>	<b>2</b>
<b>Opponents</b>	<b>16</b>	<b>434</b>	<b>27.1</b>	<b>107t</b>	<b>2</b>

Sacks	No.	Yds	Avg	Lg	TD
Howard	10.0				
T.Cole	9.0				
Parker	5.0				
Clemons	4.0				
Dawkins	3.0				
Gaither	2.5				
Mikell	2.0				
Gocong	2.0				
Abiamiri	2.0				
Klecko	2.0				
Bunkley	2.0				
Demps	1.0				
Hanson	1.0				
S.Brown	1.0				
Bradley	1.0				
Patterson	0.5				
<b>Eagles: 48.0, Opponents: 23.0</b>					

**Fumbles Lost:** McNabb 5, D.Jackson 2, Demps 1, Westbrook 1, Hunt 1 **Total: 10**  
**Opponent Fumble Recoveries:** Clemons 2, Gaither 2, Jordan 2, T.Laws 1, Bradley 1, Dawkins 1, Howard 1, Hanson 1, Patterson 1, Bunkley 1, Gocong 1 **Total: 14**

Punting	No.	Yds	Avg	Net	TB	Lg	B
Rocca	77	3334	43.3	37.9	4	65	1
<b>Eagles</b>	<b>78</b>	<b>3334</b>	<b>42.7</b>	<b>37.9</b>	<b>4</b>	<b>65</b>	<b>1</b>
<b>Opponents</b>	<b>101</b>	<b>4294</b>	<b>42.5</b>	<b>36.5</b>	<b>8</b>	<b>67</b>	<b>0</b>

Punt Returns	Ret	FC	Yds	Avg	Lg	TD
D.Jackson	50	16	440	8.8	68t	1
Lewis	1	0	6	6.0	6	0
Hanson	1	0	0	0.0	0	0
<b>Eagles</b>	<b>52</b>	<b>16</b>	<b>446</b>	<b>8.6</b>	<b>68t</b>	<b>1</b>
<b>Opponents</b>	<b>41</b>	<b>12</b>	<b>296</b>	<b>7.2</b>	<b>45</b>	<b>0</b>

Kickoff Returns	No.	Yds	Avg	Lg	TD
Demps	52	1314	25.3	100t	1
Lewis	3	43	14.3	31	0
Buckhalter	1	14	14.0	14	0
Avant	1	13	13.0	13	0
Klecko	1	12	12.0	12	0
D.Jackson	1	12	12.0	12	0
Abiamiri	1	3	3.0	3	0
<b>Eagles</b>	<b>60</b>	<b>1411</b>	<b>23.5</b>	<b>100t</b>	<b>1</b>
<b>Opponents</b>	<b>75</b>	<b>1698</b>	<b>22.6</b>	<b>98t</b>	<b>1</b>

Field Goals	1-19	20-29	30-39	40-49	50+
Akers	2/2	11/11	10/12	8/10	2/5
<b>Eagles</b>	<b>2/2</b>	<b>11/11</b>	<b>10/12</b>	<b>8/10</b>	<b>2/5</b>
<b>Opponents</b>	<b>0/0</b>	<b>6/6</b>	<b>5/5</b>	<b>9/11</b>	<b>4/6</b>

**Akers:** (23G) (34G, 44G, 22G) (31G, 31G) (50N, 47N, 24G, 31G) (50N, 23G) (19G, 54B, 38G, 25G, 28G) (36G, 18G) (40G, 24G, 42G, 39G) (29G) (42G, 27G) ( ) (42G, 41G) (51G, 32B, 34B, 34G) (24G, 34G, 34G) (22G) (40G, 50G, 41G, 40N)  
**Opponents:** (46G) (51G, 47G) (37G, 53G) (41G) (41G, 48G, 50G) (32G, 37G, 53G, 29G) ( ) ( ) (27G, 26G, 28G) (20G, 41G, 47N) (44G, 42G, 53N) ( ) (47B) (27G) (54N, 33G) (37G, 42)



SCHEDULE & RESULTS (8-8)					
S-09	L	13-16	at Green Bay	70,598	
S-17	L	12-20	Washington	67,726	
S-23	W	56-21	Detroit	67,570	
S-30	L	3-16	at NY Giants	78,862	
O-14	W	16-9	at NY Jets	77,189	
O-21	L	16-19	Chicago	67,806	
O-28	W	23-16	at Minnesota	63,019	
N-04	L	17-38	Dallas	67,688	
N-11	W	33-25	at Washington	90,218	
N-18	W	17-7	Miami	68,934	
N-25	L	28-31	at New England	68,756	
D-02	L	24-28	Seattle	68,445	
D-09	L	13-16	NY Giants	68,594	
D-16	W	10-6	at Dallas	63,777	
D-23	W	38-23	at New Orleans	70,011	
D-30	W	17-9	Buffalo	68,594	

TEAM STATS	EAGLES	OPP
<b>Total First Downs</b>	<b>323</b>	<b>279</b>
Rushing	118	80
Passing	186	177
Penalty	19	22
<b>3rd Down: Made/Att</b>	<b>97/229</b>	<b>81/218</b>
3rd Down Pct.	42.4%	37.2%
<b>4th Down: Made/Att</b>	<b>9/15</b>	<b>3/13</b>
4th Down Pct.	60.0%	23.1%
<b>Possession Avg.</b>	<b>30:56</b>	<b>29:04</b>
<b>Total Net Yards</b>	<b>5729</b>	<b>4982</b>
Avg. Per Game	358.1	311.4
Total Plays	1047	979
Avg. Per Play	5.5	5.1
<b>Net Yards Rushing</b>	<b>1974</b>	<b>1533</b>
Avg. Per Game	123.4	95.8
Total Rushes	421	403
<b>Net Yards Passing</b>	<b>3755</b>	<b>3449</b>
Avg. Per Game	234.7	215.6
Sacked/Yards Lost	49/250	37/244
Gross Yards	4005	3693
Att./Completions	577/350	539/312
Completion Pct.	60.7%	57.9%
Had Intercepted	15	11
<b>Punts/Average</b>	<b>73/42.0</b>	<b>76/41.6</b>
<b>Net Punting Avg.</b>	<b>34.5</b>	<b>35.8</b>
<b>Penalties/Yards</b>	<b>83/649</b>	<b>81/616</b>
<b>Fumbles/Ball Lost</b>	<b>24/12</b>	<b>16/8</b>
<b>Touchdowns</b>	<b>38</b>	<b>30</b>
Rushing	12	10
Passing	24	16
Returns	2	4
<b>Score By Periods</b>	<b>Q1 Q2 Q3 Q4 OT Pts</b>	
Eagles	100 97 69 70 0	336
Opponents	86 95 64 55 0	300

Passing	Att	Cmp	Yds	Cmp%	Y/A	TD	TD%	Int	Int%	Lg	Sk/Lost	Rat
McNabb	473	291	3324	61.5	7.0	19	4.0	7	1.5	75t	44/227	89.8
Feeley	103	59	681	57.3	6.6	5	4.9	8	7.8	47	3/10	61.2
G.Lewis	1	0	0	0.0	0.0	0	0.0	0	0.0	0	0/0	39.6
Kolb	0	0	0	--	--	0	--	0	--	--	2/13	--
<b>Eagles</b>	<b>577</b>	<b>350</b>	<b>4005</b>	<b>60.7</b>	<b>6.9</b>	<b>24</b>	<b>4.2</b>	<b>15</b>	<b>2.6</b>	<b>75t</b>	<b>49/250</b>	<b>84.6</b>
<b>Opponents</b>	<b>539</b>	<b>312</b>	<b>3693</b>	<b>57.9</b>	<b>6.9</b>	<b>16</b>	<b>3.0</b>	<b>11</b>	<b>2.0</b>	<b>91t</b>	<b>37/244</b>	<b>80.3</b>

Scoring	TD	Ru	Pa	Rt	PAT	FG	2Pt	Pts
Akers	0	0	0	0	36/36	24/32	0	108
Westbrook	12	7	5	0			0	72
Curtis	8	0	6	2			0	48
R.Brown	4	0	4	0			0	24
Buckhalter	4	4	0	0			0	24
G.Lewis	3	0	3	0			0	18
Avant	2	0	2	0			0	12
Baskett	1	0	1	0			0	6
Celek	1	0	1	0			0	6
Hunt	1	1	0	0			0	6
Schobel	1	0	1	0			0	6
L.Smith	1	0	1	0			0	6
<b>Eagles</b>	<b>38</b>	<b>12</b>	<b>24</b>	<b>2</b>	<b>36/36</b>	<b>24/32</b>	<b>0</b>	<b>336</b>
<b>Opponents</b>	<b>30</b>	<b>10</b>	<b>16</b>	<b>4</b>	<b>27/29</b>	<b>31/38</b>	<b>0</b>	<b>300</b>

2-Pt. Conversions: Eagles 0-2, Opponents 0-1

Rushing	No.	Yds	Avg	Lg	TD
Westbrook	278	1333	4.8	36	7
Buckhalter	62	313	5.0	30t	4
McNabb	50	236	4.7	40	0
R.Brown	5	36	7.2	12	0
Feeley	7	23	3.3	7	0
Tapeh	5	18	3.6	11	0
Hunt	10	16	1.6	4	1
Avant	1	1	1.0	1	0
Kolb	3	-2	-0.7	0	0
<b>Eagles</b>	<b>421</b>	<b>1974</b>	<b>4.7</b>	<b>40</b>	<b>12</b>
<b>Opponents</b>	<b>403</b>	<b>1533</b>	<b>3.8</b>	<b>56</b>	<b>10</b>

Receiving	No.	Yds	Avg	Lg	TD
Westbrook	90	771	8.6	57t	5
Curtis	77	1110	14.4	75t	6
R.Brown	61	780	12.8	45t	4
Avant	23	267	11.6	31	2
Smith	22	236	10.7	26	1
Celek	16	178	11.1	29	1
Baskett	16	142	8.9	25	1
G.Lewis	13	265	20.4	50	3
Buckhalter	12	87	7.3	14	0
Schobel	11	108	9.8	18	1
Tapeh	8	50	6.3	9	0
Mahe	1	11	11.0	11	0
<b>Eagles</b>	<b>350</b>	<b>4005</b>	<b>11.4</b>	<b>75t</b>	<b>24</b>
<b>Opponents</b>	<b>312</b>	<b>3693</b>	<b>11.8</b>	<b>91t</b>	<b>16</b>

INTs	No.	Yds	Avg	Lg	TD
S.Brown	3	3	1.0	3	0
Sheppard	2	25	12.5	16	0
Gaither	1	49	49.0	49	0
Mikell	1	20	20.0	20	0
Bradley	1	13	13.0	13	0
Dawkins	1	1	1.0	1	0
James	1	0	0.0	0	0
Considine	1	0	0.0	0	0
<b>Eagles</b>	<b>11</b>	<b>111</b>	<b>10.1</b>	<b>49</b>	<b>0</b>
<b>Opponents</b>	<b>15</b>	<b>198</b>	<b>13.2</b>	<b>49</b>	<b>1</b>

Sacks: T.Cole 12.5, J.Thomas 5.0, Patterson 4.0, Kearse 3.5, Bunkley 3.0, Bradley 1.0 Spikes 1.0, Mikell 1.0, Reagar 1.0, Howard 1.0, Hanson 1.0, Gocong 1.0, Team 2.0, Eagles: 37.0, Opponents: 48.0

Fumbles Lost: D.McNabb 5, B.Westbrook 1, J.Jackson 1, G.Lewis 1, Q.Mikell 1, L.Smith 1, J.Reed 1, K.Kolb 1  
Total: 12

Opponent Fumble Recoveries: J.Thomas 2, Q.Mikell 1, J.Hanson 1, M.Patterson 1, T.Cole 1, B.Bunkley 1, J.Kearse 1 Total: 8

Punting	No.	Yds	Avg	Net	TB	Lg	B
Rocca	73	3066	42.0	34.5	7	65	0
<b>Eagles</b>	<b>73</b>	<b>3066</b>	<b>42.0</b>	<b>34.5</b>	<b>7</b>	<b>65</b>	<b>0</b>
<b>Opponents</b>	<b>76</b>	<b>3162</b>	<b>41.6</b>	<b>35.8</b>	<b>5</b>	<b>61</b>	<b>0</b>

Punt Returns	Ret	FC	Yds	Avg	Lg	TD
Mahe	31	11	249	8.0	32	0
Westbrook	4	0	79	19.8	64	0
G.Lewis	4	1	4	1.0	5	0
Reed	2	0	8	4.0	8	0
Graham	1	0	0	0.0	0	0
<b>Eagles</b>	<b>42</b>	<b>12</b>	<b>340</b>	<b>8.1</b>	<b>64</b>	<b>0</b>
<b>Opponents</b>	<b>36</b>	<b>14</b>	<b>409</b>	<b>11.4</b>	<b>87t</b>	<b>1</b>

Kickoff Returns	No.	Yds	Avg	Lg	TD
Buckhalter	37	798	21.6	35	0
Reed	31	701	22.6	34	0
Mahe	1	19	19.0	19	0
Reagoe	1	14	14.0	14	0
G.Lewis	1	3	3.0	3	0
Baskett	0	4	--	4	0
<b>Eagles</b>	<b>71</b>	<b>1539</b>	<b>21.7</b>	<b>35</b>	<b>0</b>
<b>Opponents</b>	<b>69</b>	<b>1536</b>	<b>22.3</b>	<b>51</b>	<b>0</b>

Field Goals	1-19	20-29	30-39	40-49	50+
Akers	0/0	12/12	10/10	1/6	1/4
<b>Eagles</b>	<b>0/0</b>	<b>12/12</b>	<b>10/10</b>	<b>1/6</b>	<b>1/4</b>
<b>Opponents</b>	<b>1/1</b>	<b>13/13</b>	<b>10/13</b>	<b>5/9</b>	<b>2/2</b>

Akers: (33G,47G) (24G, 39G, 26G, 22G) () (42N, 53G) (22G, 41N, 41N, 31G, 25G) (24G, 33G, 37G) (20G, 59N, 27G, 25G) (36G) (53N) (34G) (41G, 48N)(29G, 39G, 57N) (47N, 21G) (24G) (38G)

Opponents: (53G,37G,42G) (35G, 37G) (46N) (34N, 29G) (30G, 44N, 21G, 30G) (39N, 31G, 22 G, 41G, 45G) (39G, 32G, 48G) (22G) (23G, 21G) (47N) (23G, 32N) (40N) (19G, 23G, 23G) (33G, 23G) (55G, 35G, 46G) (29G, 23G, 22G)



SCHEDULE & RESULTS (10-6)					
S-10	W	24-10	at Houston	70,180	
S-17	L	24-30	NY Giants (OT)	69,241	
S-24	W	38-24	at San Francisco	68,166	
O-02	W	31-9	Green Bay	69,222	
O-08	W	38-24	Dallas	69,268	
O-15	L	24-27	at New Orleans	68,269	
O-22	L	21-23	at Tampa Bay	65,808	
O-29	L	6-13	Jacksonville	69,249	
N-12	W	27-3	Washington	69,143	
N-19	L	13-31	Tennessee	69,232	
N-26	L	21-45	at Indianapolis	57,296	
D-04	W	27-24	Carolina	69,098	
D-10	W	21-19	at Washington	84,164	
D-17	W	36-22	at NY Giants	78,657	
D-25	W	23-7	at Dallas	62,839	
D-31	W	24-17	Atlanta	69,341	
<b>NFC WILD CARD</b>					
J-07	W	23-20	NY Giants	69,094	
<b>NFC DIVISIONAL PLAYOFF</b>					
J-13	L	24-27	at New Orleans	70,001	

TEAM STATS	EAGLES	OPP				
<b>Total First Downs</b>	<b>312</b>	<b>314</b>				
Rushing	106	126				
Passing	189	154				
Penalty	17	34				
<b>3rd Down: Made/Att</b>	<b>88/209</b>	<b>83/222</b>				
3rd Down Pct.	42.1	37.4				
<b>4th Down: Made/Att</b>	<b>5/11</b>	<b>10/21</b>				
4th Down Pct.	45.5	47.6				
<b>Possession Avg.</b>	<b>28:38</b>	<b>31:22</b>				
<b>Total Net Yards</b>	<b>6103</b>	<b>5249</b>				
Avg. Per Game	381.4	328.1				
Total Plays	988	1054				
Avg. Per Play	6.2	5.0				
<b>Net Yards Rushing</b>	<b>1984</b>	<b>2182</b>				
Avg. Per Game	124.0	136.4				
Total Rushes	416	489				
<b>Net Yards Passing</b>	<b>4119</b>	<b>3067</b>				
Avg. Per Game	257.4	191.7				
Sacked/Yards Lost	28/190	40/300				
Gross Yards	4309	3367				
Att./Completions	544/323	525/309				
Completion Pct.	59.4	58.9				
Had Intercepted	9	19				
<b>Punts/Average</b>	<b>78/42.6</b>	<b>82/43.5</b>				
<b>Net Punting Avg.</b>	<b>78/34.9</b>	<b>82/37.2</b>				
<b>Penalties/Yards</b>	<b>112/983</b>	<b>96/807</b>				
<b>Fumbles/Ball Lost</b>	<b>26/15</b>	<b>25/10</b>				
<b>Touchdowns</b>	<b>49</b>	<b>36</b>				
Rushing	13	12				
Passing	31	17				
Returns	5	7				
<b>Score By Periods</b>						
	<b>Q1</b>	<b>Q2</b>	<b>Q3</b>	<b>Q4</b>	<b>OT</b>	<b>Pts</b>
Eagles	75	109	96	118	0	398
Opponents	79	86	61	96	6	328

Passing	Att	Cmp	Yds	Cmp%	Y/A	TD	TD%	Int	Int%	Lg	Sk/Lost	Rat
McNabb	316	180	2647	57.0	8.38	18	5.7	6	1.9	87t	21/140	95.5
Garcia	188	116	1309	61.7	6.96	10	5.3	2	1.1	65	6/40	95.8
Feeley	38	26	342	68.4	9.00	3	7.9	0	0.0	89t	1/10	122.9
Akers	1	1	11	100.0	11.00	0	0.0	0	0.0	11	0/0	112.5
Baskett	1	0	0	0.0	0.00	0	0.0	1	100.0	--	0/0	0.0
<b>Eagles</b>	<b>544</b>	<b>323</b>	<b>4309</b>	<b>59.4</b>	<b>7.92</b>	<b>31</b>	<b>5.7</b>	<b>9</b>	<b>1.7</b>	<b>89t</b>	<b>28/190</b>	<b>96.7</b>
<b>Opponents</b>	<b>525</b>	<b>309</b>	<b>3367</b>	<b>58.9</b>	<b>6.41</b>	<b>17</b>	<b>3.2</b>	<b>19</b>	<b>3.6</b>	<b>75</b>	<b>40/300</b>	<b>73.6</b>

Scoring	TD	Ru	Pa	Rt	PAT	FG	2Pt	Pts
Akers	0	0	0	0	48/48	18/23	0	102
Westbrook	11	7	4	0			0	66
R.Brown	9	1	8	0			0	54
Smith	5	0	5	0			1	32
Stallworth	5	0	5	0			0	30
Buckhalter	3	2	1	0			0	18
McNabb	3	3	0	0			0	18
Baskett	2	0	2	0			0	12
G.Lewis	2	0	2	0			0	12
Schobel	2	0	2	0			0	12
Avant	1	0	1	0			0	6
S.Brown	1	0	0	1			0	6
T.Cole	1	0	0	1			0	6
M.Lewis	1	0	0	1			0	6
Patterson	1	0	0	1			0	6
Sheppard	1	0	0	1			0	6
Tapeh	1	0	1	0			0	6
<b>Eagles</b>	<b>49</b>	<b>13</b>	<b>31</b>	<b>5</b>	<b>48/48</b>	<b>18/23</b>	<b>1</b>	<b>398</b>
<b>Opponents</b>	<b>36</b>	<b>12</b>	<b>17</b>	<b>7</b>	<b>34/34</b>	<b>26/28</b>	<b>0</b>	<b>328</b>

2-Pt. Conversions: Eagles 1-1, Opponents 0-1

Rushing	No.	Yds	Avg	Lg	TD
Westbrook	240	1217	5.1	71t	7
Buckhalter	83	345	4.2	20	2
McNabb	32	212	6.6	37	3
Garcia	25	87	3.5	12	0
Moats	22	69	3.1	13	0
R.Brown	3	24	8.0	15t	1
Mahe	4	18	4.5	11	0
Tapeh	5	9	1.8	4	0
Feeley	1	3	3.0	3	0
Johnson	1	0	0.0	0	0
<b>Eagles</b>	<b>416</b>	<b>1984</b>	<b>4.8</b>	<b>71t</b>	<b>13</b>
<b>Opponents</b>	<b>489</b>	<b>2182</b>	<b>4.5</b>	<b>70t</b>	<b>12</b>

Receiving	No.	Yds	Avg	Lg	TD
Westbrook	77	699	9.1	52t	4
Smith	50	611	12.2	65	5
R.Brown	46	816	17.7	60t	8
Stallworth	38	725	19.1	84t	5
G.Lewis	24	348	14.5	45t	2
Buckhalter	24	256	10.7	55t	1
Baskett	22	464	21.1	89t	2
Tapeh	16	85	5.3	15	1
Schobel	14	214	15.3	60	2
Avant	7	68	9.7	18	1
Mahe	5	23	4.6	8	0
<b>Eagles</b>	<b>323</b>	<b>4309</b>	<b>13.3</b>	<b>89t</b>	<b>31</b>
<b>Opponents</b>	<b>309</b>	<b>3367</b>	<b>10.9</b>	<b>75</b>	<b>17</b>

INTs	No.	Yds	Avg	Lg	TD
Sheppard	6	157	26.2	102t	1
Dawkins	4	38	9.5	38	0
M.Lewis	2	105	52.5	84t	1
S.Brown	1	70	70.0	70t	1
T.Cole	1	19	19.0	19t	1
Trotter	1	17	17.0	17	0
Gaither	1	16	16.0	16	0
Considine	1	12	12.0	12	0
Walker	1	6	6.0	6	0
Ramsey	1	-12	-12.0	-12	0
<b>Eagles</b>	<b>19</b>	<b>428</b>	<b>22.5</b>	<b>102t</b>	<b>4</b>
<b>Opponents</b>	<b>9</b>	<b>250</b>	<b>27.8</b>	<b>66t</b>	<b>2</b>

Sacks: T. Cole 8, J. Thomas 6, Walker 6, Howard 5, Kearse 3.5, M. Lewis 2, M. McCoy 2, Considine 1.5, Patterson 1.5, Dawkins 1, Gaither 1, Hood 1, McDougle 1, Jones 0.5, **Eagles 40, Opponents 28**

Punting	No.	Yds	Avg	Net	TB	Lg	B
Johnson	78	3326	42.6	34.9	11	60	0
<b>Eagles</b>	<b>78</b>	<b>3326</b>	<b>42.6</b>	<b>34.9</b>	<b>11</b>	<b>60</b>	<b>0</b>
<b>Opponents</b>	<b>82</b>	<b>3566</b>	<b>43.5</b>	<b>37.2</b>	<b>9</b>	<b>61</b>	<b>0</b>

Punt Returns	Ret	FC	Yds	Avg	Lg	TD
Mahe	18	12	169	9.4	23	0
Wynn TM	13	5	131	10.1	22	0
Westbrook	5	3	39	7.8	13	0
<b>Eagles</b>	<b>36</b>	<b>20</b>	<b>339</b>	<b>9.4</b>	<b>23</b>	<b>0</b>
<b>Opponents</b>	<b>41</b>	<b>13</b>	<b>380</b>	<b>9.3</b>	<b>90t</b>	<b>1</b>

Kickoff Returns	No.	Yds	Avg	Lg	TD
Mahe	30	667	22.2	64	0
Wynn TM	18	362	20.1	34	0
Perry	3	57	19.0	24	0
G.Lewis	2	46	23.0	28	0
Moats	2	43	21.5	23	0
Schobel	2	13	6.5	11	0
Sheppard	1	16	16.0	16	0
<b>Eagles</b>	<b>58</b>	<b>1204</b>	<b>20.8</b>	<b>64</b>	<b>0</b>
<b>Opponents</b>	<b>71</b>	<b>1647</b>	<b>23.2</b>	<b>41</b>	<b>0</b>

Field Goals	1-19	20-29	30-39	40-49	50+
Akers	0/0	9/10	3/5	6/8	0/0
<b>Eagles</b>	<b>0/0</b>	<b>9/10</b>	<b>3/5</b>	<b>6/8</b>	<b>0/0</b>
<b>Opponents</b>	<b>0/0</b>	<b>4/4</b>	<b>11/11</b>	<b>9/10</b>	<b>2/3</b>

**Akers:** (42G) (49N,37G) (21G,39N) (40G) (27G) (47G) ( ) (25G,28G) (37G,25G) (42G,38G) (36N) (28G,25G) ( ) (48N) (25G,45G,21G) (41G,23N)  
**Opponents:** (34G) (35G) (48G) (23G,54G,46G,54N) (39G) (39G,31G) (30G,44G,62G) (40G,27G) (48N,32G) (36G) (44G) (45G) (31G,45G,32G,35G) (47G,23G,24G) ( ) (45G)







SCHEDULE & RESULTS (13-3)						
S-12	W	31-17	NY Giants	67,532		
S-20	W	27-16	Minnesota	67,676		
S-26	W	30-13	at Detroit	62,472		
O-03	W	19-9	at Chicago	61,894		
O-17	W	30-8	Carolina	67,707		
O-24	W	34-31	at Cleveland (OT)	73,394		
O-31	W	15-10	Baltimore	67,715		
N-07	L	3-27	at Pittsburgh	64,975		
N-15	W	49-21	at Dallas	64,190		
N-21	W	28-6	Washington	67,720		
N-28	W	27-6	at NY Giants	78,830		
D-05	W	47-17	Green Bay	67,723		
D-12	W	17-14	at Washington	90,089		
D-19	W	12-7	Dallas	67,723		
D-27	L	7-20	at St. Louis	66,129		
J-02	L	10-38	Cincinnati	67,074		
<b>NFC DIVISIONAL PLAYOFF</b>						
J-16	W	27-14	Minnesota	67,722		
<b>NFC CHAMPIONSHIP</b>						
J-23	W	27-10	Atlanta	67,717		
<b>SUPER BOWL XXXIX</b>						
F-06	L	21-24	New England	78,125		

TEAM STATS	EAGLES	OPP
<b>Total First Downs</b>	<b>301</b>	<b>299</b>
Rushing	87	101
Passing	188	165
Penalty	26	33
<b>3rd Down: Made/Att</b>	<b>72/195</b>	<b>82/229</b>
3rd Down Pct.	36.9	35.8
<b>4th Down: Made/Att</b>	<b>0/4</b>	<b>9/19</b>
4th Down Pct.	0.0	47.4
<b>Possession Avg.</b>	<b>28:26</b>	<b>31:34</b>
<b>Total Net Yards</b>	<b>5618</b>	<b>5115</b>
Avg. Per Game	351.1	319.7
Total Plays	960	1039
Avg. Per Play	5.9	4.9
<b>Net Yards Rushing</b>	<b>1639</b>	<b>1903</b>
Avg. Per Game	102.4	118.9
Total Rushes	376	442
<b>Net Yards Passing</b>	<b>3979</b>	<b>3212</b>
Avg. Per Game	248.7	200.8
Sacked/Yards Lost	37/229	47/263
Gross Yards	4208	3475
Att./Completions	547/336	550/334
Completion Pct.	61.4	60.7
Had Intercepted	11	17
<b>Punts/Average</b>	<b>73/42.0</b>	<b>89/42.5</b>
<b>Net Punting Avg.</b>	<b>73/37.1</b>	<b>89/35.4</b>
<b>Penalties/Yards</b>	<b>124/952</b>	<b>119/1001</b>
<b>Fumbles/Ball Lost</b>	<b>17/11</b>	<b>29/11</b>
<b>Touchdowns</b>	<b>44</b>	<b>30</b>
Rushing	10	13
Passing	32	16
Returns	2	1

Score By Periods	Q1	Q2	Q3	Q4	OT	Pts
Eagles	100	121	79	83	3	386
Opponents	54	83	41	82	0	260

Passing	Att	Cmp	Yds	Cmp%	Y/A	TD	TD%	Int	Int%	Lg	Sk/Lost	Rat
McNabb	469	300	3875	64.0	8.26	31	6.6	8	1.7	80	32/192	104.7
Detmer	40	18	207	45.0	5.18	0	0.0	2	5.0	31	2/16	40.3
Blake	37	18	126	48.6	3.41	1	2.7	1	2.7	21	2/17	54.6
Bartrum	1	0	0	0.0	0.00	0	0.0	0	0.0	0	0/0	39.6
Westbrook	0	0	0	---	---	0	---	0	---	---	1/4	---
<b>Eagles</b>	<b>547</b>	<b>336</b>	<b>4208</b>	<b>61.4</b>	<b>7.69</b>	<b>32</b>	<b>5.9</b>	<b>11</b>	<b>2.0</b>	<b>80</b>	<b>37/229</b>	<b>96.4</b>
<b>Opponents</b>	<b>550</b>	<b>334</b>	<b>3475</b>	<b>60.7</b>	<b>6.32</b>	<b>16</b>	<b>2.9</b>	<b>17</b>	<b>3.1</b>	<b>52</b>	<b>47/263</b>	<b>75.8</b>

Scoring	TD	Ru	Pa	Rt	PAT	FG	2Pt	Pts
Akers	0	0	0	0	41/42	27/32	0	122
Owens	14	0	14	0			0	84
Westbrook	9	3	6	0			0	54
Smith	5	0	5	0			0	30
Levens	4	4	0	0			0	24
C. Lewis	3	0	3	0			0	18
McNabb	3	3	0	0			0	18
Mitchell	2	0	2	0			0	12
Sheppard	2	0	0	2			0	12
Bartrum	1	0	1	0			0	6
Pinkston	1	0	1	0			0	6
<b>Eagles</b>	<b>44</b>	<b>10</b>	<b>32</b>	<b>2</b>	<b>41/42</b>	<b>27/32</b>	<b>0</b>	<b>386</b>
<b>Opponents</b>	<b>30</b>	<b>13</b>	<b>16</b>	<b>1</b>	<b>27/27</b>	<b>17/24</b>	<b>1</b>	<b>260</b>

2-Pt. Conversions: Eagles 0-2, Opponents 1-3

Rushing	No.	Yds	Avg	Lg	TD
Westbrook	177	812	4.6	50	3
Levens	94	410	4.4	45	4
McNabb	41	220	5.4	28	3
Mahe	23	91	4.0	22	0
McCoo	9	54	6.0	12	0
Tapeh	12	42	3.5	10	0
G. Lewis	4	16	4.0	11	0
Blake	3	6	2.0	8	0
Owens	3	-5	-1.7	6	0
Detmer	10	-7	-0.7	2	0
<b>Eagles</b>	<b>376</b>	<b>1639</b>	<b>4.4</b>	<b>50</b>	<b>10</b>
<b>Opponents</b>	<b>442</b>	<b>1903</b>	<b>4.3</b>	<b>72t</b>	<b>13</b>

Receiving	No.	Yds	Avg	Lg	TD
Owens	77	1200	15.6	59t	14
Westbrook	73	703	9.6	50	6
Pinkston	36	676	18.8	80	1
Smith	34	377	11.1	31	5
C. Lewis	29	267	9.2	21	3
Mitchell	22	377	17.1	60	2
G. Lewis	17	183	10.8	25	0
Mahe	14	123	8.8	30	0
Levens	9	92	10.2	23	0
Parry	9	75	8.3	22	0
Bartrum	5	45	9.0	17	1
Ritchie	4	36	9.0	11	0
McMullen	3	24	8.0	15	0
McCoo	2	15	7.5	8	0
Tapeh	2	15	7.5	13	0
<b>Eagles</b>	<b>336</b>	<b>4208</b>	<b>12.5</b>	<b>80</b>	<b>32</b>
<b>Opponents</b>	<b>334</b>	<b>3475</b>	<b>10.4</b>	<b>52</b>	<b>16</b>

INTs	No.	Yds	Avg	Lg	TD
Sheppard	5	172	34.4	101t	2
Dawkins	4	40	10.0	32	0
Brown	2	33	16.5	33	0
Reese	2	22	11.0	15	0
Hood	1	20	20.0	20	0
Jones	1	0	0.0	0	0
M.Lewis	1	0	0.0	0	0
Mikell	1	0	0.0	0	0
<b>Eagles</b>	<b>17</b>	<b>287</b>	<b>16.9</b>	<b>101t</b>	<b>2</b>
<b>Opponents</b>	<b>11</b>	<b>140</b>	<b>12.7</b>	<b>41</b>	<b>1</b>

Sacks: Kearsse 7.5, Rayburn 6.0, Simon 5.5, Walker 4.5, Brown 3.0, Dawkins 3.0, Douglas 3.0, Burgess 2.5, McDougle 2.0, Simoneau 1.5, Green 1.0, Reese 1.0, Sheppard 1.0, Trotter 1.0, Wayne 1.0, Wynn 1.0, Jones 0.5, **Eagles 47.0, Opponents 37.0**

Punting	No.	Yds	Avg	Net	TB	Lg	B
Johnson	72	3032	42.1	37.4	6	62	0
Akers	1	36	36.0	16.0	1	36	0
<b>Eagles</b>	<b>73</b>	<b>3068</b>	<b>42.0</b>	<b>37.1</b>	<b>7</b>	<b>62</b>	<b>0</b>
<b>Opponents</b>	<b>89</b>	<b>3785</b>	<b>42.5</b>	<b>35.4</b>	<b>13</b>	<b>68</b>	<b>1</b>

Punt Returns	Ret	FC	Yds	Avg	Lg	TD
Wynn	18	7	194	10.8	40	0
Mahe	19	8	109	5.7	25	0
Sheppard	2	5	42	21.0	39	0
Reed	0	0	18	--	18	0
Westbrook	2	0	14	7.0	14	0
<b>Eagles</b>	<b>41</b>	<b>20</b>	<b>377</b>	<b>9.2</b>	<b>40</b>	<b>0</b>
<b>Opponents</b>	<b>34</b>	<b>13</b>	<b>221</b>	<b>6.5</b>	<b>25</b>	<b>0</b>

Kickoff Returns	No.	Yds	Avg	Lg	TD
Reed	33	761	23.1	66	0
Hood	15	336	22.4	45	0
Mahe	3	44	14.7	22	0
G.Lewis	2	28	14.0	15	0
Parry	2	24	12.0	14	0
Wynn	1	21	21.0	21	0
<b>Eagles</b>	<b>56</b>	<b>1214</b>	<b>21.7</b>	<b>66</b>	<b>0</b>
<b>Opponents</b>	<b>73</b>	<b>1693</b>	<b>23.2</b>	<b>73</b>	<b>0</b>

Field Goals	1-19	20-29	30-39	40-49	50+
Akers	0/0	4/4	6/7	15/18	2/3
<b>Eagles</b>	<b>0/0</b>	<b>4/4</b>	<b>6/7</b>	<b>15/18</b>	<b>2/3</b>
<b>Opponents</b>	<b>1/1</b>	<b>5/5</b>	<b>5/7</b>	<b>4/9</b>	<b>2/2</b>

Akers: (45G,53N) (37G,47G) (26G,47G,39G) (51G,42G,42G, 40G,39N,45N) (48G,34G,43G) (38G,50G) (20G,41G,43G) (33G) ( ) ( ) (47G,42G) (22G,45G,47G, 22G) (48N,38G) ( ) ( ) (45N,46G)  
**Opponents:** (53G) (42G,19G,39G,44N) ( ) (25G) ( ) (38G) (44G) (33N,42G,31G) ( ) (35G,24G,48N) (22G, 31G) (40G) (43N) (46N) (44N,28G,29G) (37N,50G)



SCHEDULE & RESULTS (12-4)					
S-08	L	0-17	Tampa Bay	67,772	
S-14	L	10-31	New England	67,624	
S-28	W	23-13	at Buffalo	73,305	
O-05	W	27-25	Washington	67,792	
O-12	L	21-23	at Dallas	63,648	
O-19	W	14-10	at NY Giants	78,883	
O-26	W	24-17	NY Jets	67,853	
N-02	W	23-16	at Atlanta	70,064	
N-10	W	17-14	at Green Bay	70,291	
N-16	W	28-10	New York Giants	67,867	
N-23	W	33-20	New Orleans	67,802	
N-30	W	25-16	at Carolina	72,977	
D-07	W	36-10	Dallas	69,773	
D-15	W	34-27	at Miami	73,780	
D-21	L	28-31	San Francisco (OT)	67,866	
D-27	W	31-7	at Washington	76,766	
<b>NFC DIVISIONAL PLAYOFF</b>					
J-11	W	20-17	Green Bay (OT)	67,707	
<b>NFC CHAMPIONSHIP</b>					
J-18	L	3-14	Carolina	67,862	

TEAM STATS	EAGLES	OPP
<b>Total First Downs</b>	<b>302</b>	<b>306</b>
Rushing	105	116
Passing	156	171
Penalty	41	19
<b>3rd Down: Made/Att</b>	<b>69/190</b>	<b>78/221</b>
3rd Down Pct.	36.3	35.3
<b>4th Down: Made/Att</b>	<b>3/7</b>	<b>8/22</b>
4th Down Pct.	42.9	36.4
<b>Possession Avg.</b>	<b>28:17</b>	<b>31:43</b>
<b>Total Net Yards</b>	<b>5035</b>	<b>5307</b>
Avg. Per Game	314.7	331.7
Total Plays	944	1058
Avg. Per Play	5.3	5.0
<b>Net Yards Rushing</b>	<b>2015</b>	<b>2071</b>
Avg. Per Game	125.9	129.4
Total Rushes	417	461
<b>Net Yards Passing</b>	<b>3020</b>	<b>3236</b>
Avg. Per Game	188.8	202.3
Sacked/Yards Lost	43/253	38/248
Gross Yards	3273	3484
Att./Completions	484/279	559/337
Completion Pct.	57.6	60.3
Had Intercepted	11	13
<b>Punts/Average</b>	<b>79/40.6</b>	<b>78/38.9</b>
<b>Net Punting Avg.</b>	<b>79/34.6</b>	<b>78/33.6</b>
<b>Penalties/Yards</b>	<b>96/817</b>	<b>129/1105</b>
<b>Fumbles/Ball Lost</b>	<b>21/11</b>	<b>26/13</b>
<b>Touchdowns</b>	<b>43</b>	<b>32</b>
Rushing	23	13
Passing	17	17
Returns	3	2

Score By Periods	Q1	Q2	Q3	Q4	OT	Pts
Eagles	82	102	59	131	0	374
Opponents	43	91	62	88	3	287

Passing	Att	Cmp	Yds	Cmp%	Y/A
McNabb	478	275	3216	57.5	6.73
Detmer	5	3	32	60.0	6.40
Mitchell	1	1	25	100.0	25.00
<b>Eagles</b>	<b>484</b>	<b>279</b>	<b>3273</b>	<b>57.6</b>	<b>6.76</b>
<b>Opponents</b>	<b>559</b>	<b>337</b>	<b>3484</b>	<b>60.3</b>	<b>6.23</b>

Scoring	TD	Ru	Pa	Rt	PAT	FG	2Pt	Pts
Akers	0	0	0	0	42/42	24/29	0	114
Westbrook	13	7	4	2			0	78
Buckhalter	9	8	1	0			0	54
Staley	7	5	2	0			0	42
McNabb	3	3	0	0			0	18
Ritchie	3	0	3	0			0	18
Mitchell	2	0	2	0			0	12
Pinkston	2	0	2	0			0	12
Kalu	1	0	0	1			0	6
C.Lewis	1	0	1	0			0	6
Smith	1	0	1	0			0	6
Thrash	1	0	1	0			0	6
Team (s)	0	0	0	0			0	2
<b>Eagles</b>	<b>43</b>	<b>23</b>	<b>17</b>	<b>3</b>	<b>42/42</b>	<b>24/29</b>	<b>0</b>	<b>374</b>
<b>Opponents</b>	<b>32</b>	<b>13</b>	<b>17</b>	<b>2</b>	<b>27/28</b>	<b>22/30</b>	<b>1</b>	<b>287</b>

2-Pt. Conversions: Eagles 0-1, Opponents 1-4

Rushing	No.	Yds	Avg	Lg	TD
Westbrook	117	613	5.2	62t	7
Buckhalter	126	542	4.3	64t	8
Staley	96	463	4.8	22	5
McNabb	71	355	5.0	34	3
Thrash	5	52	10.4	47	0
Ritchie	1	1	1.0	1	0
Pinkston	1	-11	-11.0	-11	0
<b>Eagles</b>	<b>417</b>	<b>2015</b>	<b>4.8</b>	<b>64t</b>	<b>23</b>
<b>Opponents</b>	<b>461</b>	<b>2071</b>	<b>4.5</b>	<b>76t</b>	<b>13</b>

Receiving	No.	Yds	Avg	Lg	TD
Thrash	49	558	11.4	51	1
Westbrook	37	332	9.0	38	4
Pinkston	36	575	16.0	59	2
Staley	36	382	10.6	52t	2
Mitchell	35	498	14.2	39	2
Smith	27	321	11.9	36	1
C.Lewis	23	293	12.7	29	1
Ritchie	17	86	5.1	12	3
Buckhalter	10	133	13.3	27	1
G.Lewis	6	95	15.8	25	0
Mahe	1	5	5.0	5	0
McMullen	1	2	2.0	2	0
McNabb	1	-7	-7.0	-7	0
<b>Eagles</b>	<b>279</b>	<b>3273</b>	<b>11.7</b>	<b>59</b>	<b>17</b>
<b>Opponents</b>	<b>337</b>	<b>3484</b>	<b>10.3</b>	<b>60t</b>	<b>17</b>

TD	TD%	Int	Int%	Lg	Sk/Lost	Rat
16	3.3	11	2.3	59	43/253	79.6
0	0.0	0	0.0	15	0/0	78.8
1	100.0	0	0.0	25t	0/0	158.3
<b>17</b>	<b>3.5</b>	<b>11</b>	<b>2.3</b>	<b>59</b>	<b>43/253</b>	<b>80.5</b>
<b>17</b>	<b>3.0</b>	<b>13</b>	<b>2.3</b>	<b>60t</b>	<b>38/248</b>	<b>78.7</b>

INTs	No.	Yds	Avg	Lg	TD
M.Lewis	3	31	10.3	23	0
Vincent	3	28	9.3	28	0
Sheppard	1	34	34.0	34	0
Wayne	1	33	33.0	33	0
Kalu	1	15	15.0	15t	1
Brown	1	10	10.0	10	0
Hood	1	5	5.0	5	0
Taylor	1	2	2.0	2	0
Dawkins	1	0	0.0	0	0
<b>Eagles</b>	<b>13</b>	<b>158</b>	<b>12.2</b>	<b>34</b>	<b>1</b>
<b>Opponents</b>	<b>11</b>	<b>161</b>	<b>14.6</b>	<b>34</b>	<b>1</b>

Sacks: Simon 7.5, Walker 6.0, Kalu 5.5, Wayne 3.0, M.Lewis 2.0, Rayburn 2.0, Simoneau 2.0, Whiting 2.0, Brown 1.0, Grasmanis 1.0, Hart 1.0, Reese 1.0, Coleman 0.5, Dawkins 0.5, **Eagles 38.0, Opponents 43.0**

Punting	No.	Yds	Avg	Net	TB	Lg	B
D.Johnson	79	3207	40.6	34.6	10	60	0
<b>Eagles</b>	<b>79</b>	<b>3207</b>	<b>40.6</b>	<b>34.6</b>	<b>10</b>	<b>60</b>	<b>0</b>
<b>Opponents</b>	<b>78</b>	<b>3037</b>	<b>38.9</b>	<b>33.6</b>	<b>2</b>	<b>69</b>	<b>1</b>

Punt Returns	Ret	FC	Yds	Avg	Lg	TD
Westbrook	20	16	306	15.3	84t	2
Mahe	6	6	55	9.2	17	0
Sheppard	4	1	15	3.8	5	0
Thrash	1	1	2	2.0	2	0
<b>Eagles</b>	<b>31</b>	<b>24</b>	<b>378</b>	<b>12.2</b>	<b>84t</b>	<b>2</b>
<b>Opponents</b>	<b>35</b>	<b>15</b>	<b>272</b>	<b>7.8</b>	<b>72</b>	<b>0</b>

Kickoff Returns	No.	Yds	Avg	Lg	TD
Thrash	34	815	24.0	54	0
Westbrook	23	487	21.2	47	0
Morey	7	93	13.3	24	0
Mitchell	1	-8	-8.0	-8	0
<b>Eagles</b>	<b>65</b>	<b>1387</b>	<b>21.3</b>	<b>54</b>	<b>0</b>
<b>Opponents</b>	<b>74</b>	<b>1590</b>	<b>21.5</b>	<b>54</b>	<b>1</b>

Field Goals	1-19	20-29	30-39	40-49	50+
Akers	0/0	9/9	7/7	6/10	2/3
<b>Eagles</b>	<b>0/0</b>	<b>9/9</b>	<b>7/7</b>	<b>6/10</b>	<b>2/3</b>
<b>Opponents</b>	<b>0/0</b>	<b>10/10</b>	<b>5/7</b>	<b>4/7</b>	<b>3/6</b>

Akers: ( ) (57G) (26G,34G,22G) (52G,36G) ( ) ( ) (55N, 30G) (21G,25G,41B,40G) (47N,21G) ( ) (36G,41G,42G, 33G) (35G,48G,38G,29G) (22G,21G) (46G,42G) (42N, 47N) (26G)  
**Opponents:** (23G) (27G) (51N) (48G,45G,37G,53G) (51G,22G,28G) (39G) (30G,55N) (40G,25G,46G) (45N) (30G) (45B) (20G,32N,38N,49N) (29G) (27G,50G) (33G, 25G,22G) (52N)



SCHEDULE & RESULTS (12-4)					
S-08	L	24-27	at Tennessee	68,804	
S-16	W	37-7	at Washington	84,982	
S-22	W	44-13	Dallas	65,537	
S-29	W	35-17	Houston	64,867	
O-06	L	25-28	at Jacksonville	65,005	
O-20	W	20-10	Tampa Bay	65,523	
O-28	W	17-3	NY Giants	65,791	
N-03	W	19-13	at Chicago	54,049	
N-10	L	13-35	Indianapolis	65,660	
N-17	W	38-14	Arizona	64,990	
N-25	W	38-17	at San Francisco	67,919	
D-01	W	10-3	St. Louis	65,552	
D-08	W	27-20	at Seattle	59,862	
D-15	W	34-21	Washington	65,615	
D-21	W	27-3	at Dallas	63,209	
D-28	L	7-10	at NY Giants (OT)	78,782	
<b>NFC DIVISIONAL PLAYOFF</b>					
J-11	W	20-6	Atlanta	66,452	
<b>NFC CHAMPIONSHIP</b>					
J-19	L	10-27	Tampa Bay	66,713	

TEAM STATS	EAGLES	OPP
<b>Total First Downs</b>	<b>311</b>	<b>272</b>
Rushing	124	83
Passing	164	160
Penalty	23	29
<b>3rd Down: Made/Att</b>	<b>90/231</b>	<b>66/213</b>
3rd Down Pct.	39.0	31.0
<b>4th Down: Made/Att</b>	<b>8/16</b>	<b>9/23</b>
4th Down Pct.	50.0	39.1
<b>Possession Avg.</b>	<b>31:10</b>	<b>28:50</b>
<b>Total Net Yards</b>	<b>5604</b>	<b>4754</b>
Avg. Per Game	350.3	297.1
Total Plays	1073	1009
Avg. Per Play	5.2	4.7
<b>Net Yards Rushing</b>	<b>2220</b>	<b>1660</b>
Avg. Per Game	138.8	103.8
Total Rushes	489	390
<b>Net Yards Passing</b>	<b>3384</b>	<b>3094</b>
Avg. Per Game	211.5	193.4
Sacked/Yards Lost	36/222	56/348
Gross Yards	3606	3442
Att./Completions	548/318	563/333
Completion Pct.	58.0	59.1
Had Intercepted	11	15
<b>Punts/Average</b>	<b>79/40.5</b>	<b>90/41.0</b>
<b>Net Punting Avg.</b>	<b>79/32.6</b>	<b>90/33.1</b>
<b>Penalties/Yards</b>	<b>111/897</b>	<b>112/969</b>
<b>Fumbles/Ball Lost</b>	<b>28/13</b>	<b>45/23</b>
<b>Touchdowns</b>	<b>46</b>	<b>27</b>
Rushing	15	5
Passing	27	18
Returns	4	4

Score By Periods	Q1	Q2	Q3	Q4	OT	Pts
Eagles	85	161	79	90	0	415
Opponents	61	61	50	66	3	241

Passing	Att	Cmp	Yds	Cmp%	Y/A	TD	TD%	Int	Int%	Lg	Sk/Lost	Rat
McNabb	361	211	2289	58.4	6.34	17	4.7	6	1.7	59t	28/166	86.0
Feeley	154	86	1011	55.8	6.56	6	3.9	5	3.2	53	7/48	75.4
Detmer	28	19	224	67.9	8.00	2	7.1	0	0.0	37	1/8	115.8
B.Mitchell	1	1	57	100.0	57.00	1	100.0	0	0.0	57t	0/0	158.3
Westbrook	1	1	25	100.0	25.00	1	100.0	0	0.0	25t	0/0	158.3
Levens	2	0	0	0.0	0.00	0	0.0	0	0.0	--	0/0	39.6
F.Mitchell	1	0	0	0.0	0.00	0	0.0	0	0.0	--	0/0	39.6
<b>Eagles</b>	<b>548</b>	<b>318</b>	<b>3606</b>	<b>58.0</b>	<b>6.58</b>	<b>27</b>	<b>4.9</b>	<b>11</b>	<b>2.0</b>	<b>59t</b>	<b>36/222</b>	<b>85.9</b>
<b>Opponents</b>	<b>563</b>	<b>333</b>	<b>3442</b>	<b>59.1</b>	<b>6.11</b>	<b>18</b>	<b>3.2</b>	<b>15</b>	<b>2.7</b>	<b>57t</b>	<b>56/348</b>	<b>76.4</b>

Scoring	TD	Ru	Pa	Rt	PAT	FG	2Pt	Pts
Akers	0	0	0	0	43/43	30/34	0	133
Staley	8	5	3	0			1	50
Thrash	8	2	6	0			0	48
Pinkston	7	0	7	0			0	42
McNabb	6	6	0	0			0	36
Freeman	4	0	4	0			0	24
C.Lewis	3	0	3	0			2	22
Levens	2	1	1	0			0	12
Thomason	2	0	2	0			0	12
Barber	1	0	0	1			0	6
Dawkins	1	0	1	0			0	6
Detmer	1	1	0	0			0	6
Emmons	1	0	0	1			0	6
B.Mitchell	1	0	0	1			0	6
Taylor	1	0	0	1			0	6
<b>Eagles</b>	<b>46</b>	<b>15</b>	<b>27</b>	<b>4</b>	<b>43/43</b>	<b>30/34</b>	<b>3</b>	<b>415</b>
<b>Opponents</b>	<b>27</b>	<b>5</b>	<b>18</b>	<b>4</b>	<b>24/24</b>	<b>17/21</b>	<b>2</b>	<b>241</b>

2-Pt. Conversions: Eagles 3-3, Opponents 2-3

Rushing	No.	Yds	Avg	Lg	TD
Staley	269	1029	3.8	57	5
McNabb	63	460	7.3	40t	6
Levens	75	411	5.5	47t	1
Westbrook	46	193	4.2	18	0
Thrash	18	126	7.0	32	2
Akers	1	10	10.0	10	0
Feeley	12	6	0.5	6	0
Detmer	2	4	2.0	3	1
Landeta	1	0	0.0	0	0
Martin	1	-4	-4.0	-4	0
Pinkston	1	-15	-15.0	-15	0
<b>Eagles</b>	<b>489</b>	<b>2220</b>	<b>4.5</b>	<b>57</b>	<b>15</b>
<b>Opponents</b>	<b>390</b>	<b>1660</b>	<b>4.3</b>	<b>58</b>	<b>5</b>

Receiving	No.	Yds	Avg	Lg	TD
Pinkston	60	798	13.3	42t	7
Thrash	52	635	12.2	39t	6
Staley	51	541	10.6	45	3
Freeman	46	600	13.0	59t	4
C.Lewis	42	398	9.5	30	3
Levens	19	124	6.5	24	1
Martin	15	126	8.4	53	0
F.Mitchell	12	105	8.8	18	0
Thomason	10	128	12.8	24	2
Westbrook	9	86	9.6	20	0
Dawkins	1	57	57.0	57t	1
Bartrum	1	8	8.0	8	0
<b>Eagles</b>	<b>318</b>	<b>3606</b>	<b>11.3</b>	<b>59t</b>	<b>27</b>
<b>Opponents</b>	<b>333</b>	<b>3442</b>	<b>10.3</b>	<b>57t</b>	<b>18</b>

INTs	No.	Yds	Avg	Lg	TD
Taylor	5	43	8.6	23t	1
Barber	2	81	40.5	80t	1
Brown	2	41	20.5	29	0
Dawkins	2	27	13.5	27	0
Vincent	2	1	0.5	1	0
Harris	1	0	0.0	0	0
M.Lewis	1	0	0.0	0	0
<b>Eagles</b>	<b>15</b>	<b>193</b>	<b>12.9</b>	<b>80t</b>	<b>2</b>
<b>Opponents</b>	<b>11</b>	<b>86</b>	<b>7.8</b>	<b>35</b>	<b>0</b>

Sacks: H.Douglas 12.5, Kalu 8.0, Walker 7.5, Whiting 6.0, Grasmanis 4.0, Emmons 3.5, Dawkins 3.0, Bishop 2.0, Simon 2.0, Reese 1.5, Barber 1.0, Brown 1.0, Cook 1.0, Gardner 1.0, M.Lewis 1.0, Team 1.0, **Eagles 56.0, Opponents 36.0**

Punting	No.	Yds	Avg	Net	TB	Lg	B
Baker LG	55	2133	38.8	31.5	4	51	0
Baker TM	13	445	34.2	29.8	1	44	0
Landeta	52	2229	42.9	34.6	7	63	0
Johnson	14	523	37.4	27.7	2	53	0
<b>Eagles</b>	<b>79</b>	<b>3197</b>	<b>40.5</b>	<b>32.6</b>	<b>10</b>	<b>63</b>	<b>0</b>
<b>Opponents</b>	<b>90</b>	<b>3690</b>	<b>41.0</b>	<b>33.1</b>	<b>7</b>	<b>74</b>	<b>0</b>

Punt Returns	Ret	FC	Yds	Avg	Lg	TD
B.Mitchell	46	11	567	12.3	76t	1
Taylor	1	0	0	0.0	0	0
<b>Eagles</b>	<b>47</b>	<b>11</b>	<b>567</b>	<b>12.1</b>	<b>76t</b>	<b>1</b>
<b>Opponents</b>	<b>30</b>	<b>20</b>	<b>420</b>	<b>14.0</b>	<b>90t</b>	<b>2</b>

Kickoff Returns	No.	Yds	Avg	Lg	TD
B.Mitchell	43	1162	27.0	57	0
D.Douglas	4	77	19.3	23	0
Slechta	2	22	11.0	12	0
Levens	1	24	24.0	24	0
Thomason	1	12	12.0	12	0
Kalu	1	0	0.0	0	0
<b>Eagles</b>	<b>52</b>	<b>1297</b>	<b>24.9</b>	<b>57</b>	<b>0</b>
<b>Opponents</b>	<b>76</b>	<b>1637</b>	<b>21.5</b>	<b>100t</b>	<b>1</b>

Field Goals	1-19	20-29	30-39	40-49	50+
Akers	0/0	9/9	14/16	6/7	1/2
<b>Eagles</b>	<b>0/0</b>	<b>9/9</b>	<b>14/16</b>	<b>6/7</b>	<b>1/2</b>
<b>Opponents</b>	<b>0/0</b>	<b>2/3</b>	<b>8/9</b>	<b>6/7</b>	<b>1/2</b>

Akers: (30G) (22G,40G,47G) (51G,20G,32G) (25G, 41G) (31G) (30G,36G) (50N,27G,36G,35G) (23G,36G, 27G,22G) (34G,20G) (34G) (48N,43G) (31G) (33G,40G, 39N) (28G,45G) (32G,39G) (35N)  
 Opponents: (33G,47G) ( ) (47G,33G) (48G) (34G,31G) (48G,29N) (26G) (30G,53G) (48N) ( ) (35G) (55N,22G) (34G,43G) ( ) (42G) (36N,39G)



SCHEDULE & RESULTS (11-5)					
S-09	L	17-20	St. Louis (OT)	66,243	
S-23	W	27- 3	at Seattle	62,826	
S-30	W	40-18	Dallas	66,621	
O-07	L	20-21	Arizona	66,360	
O-22	W	10- 9	at NY Giants	78,821	
O-28	L	10-20	Oakland	65,342	
N-04	W	21- 7	at Arizona	33,430	
N-11	W	48-17	Minnesota	65,638	
N-18	W	36- 3	at Dallas	63,204	
N-25	L	3-13	Washington	65,666	
N-29	W	23-10	at Kansas City	77,087	
D-09	W	24-14	San Diego	65,438	
D-16	W	20- 6	at Washington	84,936	
D-22	L	3-13	at San Francisco	68,124	
D-30	W	24-21	NY Giants	65,885	
J-06	W	17-13	at Tampa Bay	65,541	
<b>NFC WILD CARD</b>					
J-12	W	31- 9	Tampa Bay	65,847	
<b>NFC DIVISIONAL PLAYOFF</b>					
J-19	W	33-19	at Chicago	66,944	
<b>NFC CHAMPIONSHIP</b>					
J-27	L	24-29	at St. Louis	66,502	

TEAM STATS	EAGLES	OPP
<b>Total First Downs</b>	<b>256</b>	<b>262</b>
Rushing	90	88
Passing	146	150
Penalty	20	24
<b>3rd Down: Made/Att</b>	<b>68/220</b>	<b>71/232</b>
3rd Down Pct.	30.9	30.6
<b>4th Down: Made/Att</b>	<b>9/13</b>	<b>7/13</b>
4th Down Pct.	69.2	53.8
<b>Possession Avg.</b>	<b>28:39</b>	<b>31:21</b>
<b>Total Net Yards</b>	<b>4923</b>	<b>4701</b>
Avg. Per Game	307.7	293.8
Total Plays	974	1017
Avg. Per Play	5.1	4.6
<b>Net Yards Rushing</b>	<b>1778</b>	<b>1837</b>
Avg. Per Game	111.1	114.8
Total Rushes	412	455
<b>Net Yards Passing</b>	<b>3145</b>	<b>2864</b>
Avg. Per Game	196.6	179.0
Sacked/Yards Lost	40/282	45/283
Gross Yards	3427	3147
Att./Completions	522/300	517/288
Completion Pct.	57.5	55.7
Had Intercepted	14	14
<b>Punts/Average</b>	<b>97/43.5</b>	<b>104/40.6</b>
<b>Net Punting/ Avg.</b>	<b>97/36.4</b>	<b>104/34.6</b>
<b>Penalties/Yards</b>	<b>100/768</b>	<b>85/741</b>
<b>Fumbles/Ball Lost</b>	<b>20/10</b>	<b>39/19</b>
<b>Touchdowns</b>	<b>38</b>	<b>20</b>
Rushing	6	6
Passing	27	13
Returns	5	1

Score By Periods	Q1	Q2	Q3	Q4	OT	Pts
Eagles	58	144	40	101	0	343
Opponents	50	72	30	53	3	208

Passing	Att	Cmp	Yds	Cmp%	Y/A	TD	TD%	Int	Int%	Lg	Sk/Lost	Rat
McNabb	493	285	3233	57.8	6.56	25	5.1	12	2.4	64t	39/ 273	84.3
Detmer	14	5	51	35.7	3.64	0	0.0	1	7.1	16	1/ 9	17.3
Feeley	14	10	143	71.4	10.21	2	14.3	1	7.1	27	0/ 0	114.0
F.Mitchell	1	0	0	0.0	0.00	0	0.0	0	0.0	0	0/ 0	39.6
<b>Eagles</b>	<b>522</b>	<b>300</b>	<b>3427</b>	<b>57.5</b>	<b>6.57</b>	<b>27</b>	<b>5.2</b>	<b>14</b>	<b>2.7</b>	<b>64t</b>	<b>40/ 282</b>	<b>83.4</b>
<b>Opponents</b>	<b>517</b>	<b>288</b>	<b>3147</b>	<b>55.7</b>	<b>6.09</b>	<b>13</b>	<b>2.5</b>	<b>14</b>	<b>2.7</b>	<b>76</b>	<b>45/ 283</b>	<b>71.0</b>

Scoring	TD	Ru	Pa	Rt	PAT	FG	2Pt	Pts
Akers	0	0	0	0	37/38	26/31	0	115
Thrash	8	0	8	0			0	48
Lewis	6	0	6	0			0	36
Pinkston	4	0	4	0			0	24
Staley	4	2	2	0			0	24
Buckhalter	2	2	0	0			0	12
D. Douglas	2	0	2	0			0	12
Martin	2	0	2	0			0	12
McNabb	2	2	0	0			0	12
Bartrum	1	0	1	0			0	6
Dawkins	1	0	0	1			0	6
Hampton	1	0	0	1			0	6
B.Mitchell	1	0	0	1			0	6
F.Mitchell	1	0	1	0			0	6
Moore	1	0	0	1			0	6
Stewart	1	0	1	0			0	6
Trotter	1	0	0	1			0	6
<b>Eagles</b>	<b>38</b>	<b>6</b>	<b>27</b>	<b>5</b>	<b>37/38</b>	<b>26/31</b>	<b>0</b>	<b>343</b>
<b>Opponents</b>	<b>20</b>	<b>6</b>	<b>13</b>	<b>1</b>	<b>17/17</b>	<b>23/32</b>	<b>1</b>	<b>208</b>

2-Pt. Conversions: Eagles 0-0, Opponents 1-3

Rushing	No.	Yds	Avg	Lg	TD
Staley	166	604	3.6	44t	2
Buckhalter	129	586	4.5	48	2
McNabb	82	482	5.9	33	2
Thrash	6	57	9.5	24	0
Martin	9	27	3.0	8	0
B.Mitchell	7	9	1.3	11	0
Detmer	8	6	0.8	14	0
Smart	2	6	3.0	6	0
Pinkston	1	5	5.0	5	0
F.Mitchell	2	-4	-2.0	12	0
<b>Eagles</b>	<b>412</b>	<b>1778</b>	<b>4.3</b>	<b>48</b>	<b>6</b>
<b>Opponents</b>	<b>455</b>	<b>1837</b>	<b>4.0</b>	<b>80</b>	<b>6</b>

Receiving	No.	Yds	Avg	Lg	TD
Thrash	63	833	13.2	64t	8
Staley	63	626	9.9	46t	2
Pinkston	42	586	14.0	62t	4
Lewis	41	422	10.3	33	6
Martin	24	124	5.2	17	2
F. Mitchell	21	283	13.5	29	1
Buckhalter	13	130	10.0	26	0
Brown	7	95	13.6	18	0
B.Mitchell	6	122	20.3	56	0
D.Douglas	5	77	15.4	27	2
Stewart	5	52	10.4	15	1
Thomason	5	33	6.6	11	0
Scott	2	26	13.0	18	0
Reader	2	14	7.0	11	0
Bartrum	1	4	4.0	4t	1
<b>Eagles</b>	<b>300</b>	<b>3427</b>	<b>11.4</b>	<b>64t</b>	<b>27</b>
<b>Opponents</b>	<b>288</b>	<b>3147</b>	<b>10.9</b>	<b>76</b>	<b>13</b>

INTs	No.	Yds	Avg	Lg	TD
Vincent	3	0	0.0	0	0
Trotter	2	64	32.0	50t	1
Harris	2	22	11.0	14	0
Dawkins	2	15	7.5	15	0
Moore	2	2	1.0	2	0
Hampton	1	38	38.0	38t	1
Cook	1	11	11.0	11	0
Taylor	1	5	5.0	5	0
<b>Eagles</b>	<b>14</b>	<b>152</b>	<b>10.9</b>	<b>50t</b>	<b>2</b>
<b>Opponents</b>	<b>14</b>	<b>99</b>	<b>7.1</b>	<b>25</b>	<b>0</b>

Sacks: H. Douglas 9.5, Simon 7.5, Burgess 6.0, Trotter 3.5, Caldwell 3.0, Kalu 3.0, Whiting 2.5, Grasmanis 2.0, Dawkins 1.5, Vincent 1.5, Cook 1.0, Emmons 1.0, Moore 1.0, Taylor 1.0, Da. Walker 1.0, **Eagles 45.0, Opponents 40.0**

Punting	No.	Yds	Avg	Net	TB	Lg	B
Landeta	97	4221	43.5	36.4	10	64	0
<b>Eagles</b>	<b>97</b>	<b>4221</b>	<b>43.5</b>	<b>36.4</b>	<b>10</b>	<b>64</b>	<b>0</b>
<b>Opponents</b>	<b>104</b>	<b>4225</b>	<b>40.6</b>	<b>34.6</b>	<b>6</b>	<b>61</b>	<b>0</b>

Punt Returns	Ret	FC	Yds	Avg	Lg	TD
B.Mitchell	39	22	467	12.0	54	0
Brown	5	0	30	6.0	11	0
Cook	0	0	11	--	11	0
<b>Eagles</b>	<b>44</b>	<b>22</b>	<b>508</b>	<b>11.5</b>	<b>54</b>	<b>0</b>
<b>Opponents</b>	<b>56</b>	<b>16</b>	<b>488</b>	<b>8.7</b>	<b>30</b>	<b>0</b>

Kickoff Returns	No.	Yds	Avg	Lg	TD
B.Mitchell	41	1025	25.0	94t	1
Thrash	5	101	20.2	34	0
D.Douglas	2	32	16.0	18	0
Buckhalter	1	28	28.0	28	0
Lewis	0	-10	-10.0	-10	0
Reese	0	-11	-11.0	-11	0
<b>Eagles</b>	<b>49</b>	<b>1165</b>	<b>23.8</b>	<b>94t</b>	<b>1</b>
<b>Opponents</b>	<b>67</b>	<b>1430</b>	<b>21.3</b>	<b>59</b>	<b>0</b>

Field Goals	1-19	20-29	30-39	40-49	50+
Akers	1/1	9/9	7/8	7/10	2/3
<b>Eagles</b>	<b>1/1</b>	<b>9/9</b>	<b>7/8</b>	<b>7/10</b>	<b>2/3</b>
<b>Opponents</b>	<b>0/0</b>	<b>10/10</b>	<b>5/10</b>	<b>8/12</b>	<b>0/0</b>

Akers: (50G) (48G,49N,21G) (40G,19G) (42G,28G) (44N,25G) (34G) ( ) (36G,21G) (24G,46G,26G,28G,30G) (49G) (24G,33G,38G) (37G)(40G,50G) (20G) (43N,35G) (34N,47G,50N)  
**Opponents:** (20G,26G) (41G) (41G,43G) (30N) (24G,21G,24G, 49N) (42G,32G) ( ) (43G) (47N,41N,30G) (37N, 43G, 32G) (29G) (34N,37N) (39N,47G,25G,48N) (21G, 32G) (25G,32G) (42G,23G)





SCHEDULE & RESULTS (11-5)					
S-03	W	41-14	at Dallas	62,872	
S-10	L	18-33	NY Giants	65,530	
S-17	L	3-6	at Green Bay	59,869	
S-24	W	21-7	at New Orleans	64,900	
O-01	W	38-10	Atlanta	65,424	
O-08	L	14-17	Washington	65,491	
O-15	W	33-14	at Arizona	38,293	
O-22	W	13-9	Chicago	65,553	
O-29	L	7-24	at NY Giants	78,087	
N-05	W	16-13	Dallas (OT)	65,636	
N-12	W	26-23	at Pittsburgh (OT)	56,702	
N-19	W	34-9	Arizona	65,356	
N-26	W	23-20	at Washington	83,284	
D-03	L	13-15	Tennessee	65,639	
D-10	W	35-24	at Cleveland	72,318	
D-24	W	16-7	Cincinnati	64,902	
<b>NFC WILD CARD</b>					
D-31	W	21-3	Tampa Bay	65,813	
<b>NFC DIVISIONAL PLAYOFF</b>					
J-07	L	10-20	at NY Giants	78,765	

TEAM STATS	EAGLES	OPP
<b>Total First Downs</b>	<b>295</b>	<b>295</b>
Rushing	88	105
Passing	182	159
Penalty	25	31
<b>3rd Down: Made/Att</b>	<b>90/224</b>	<b>72/221</b>
3rd Down Pct.	40.2	32.6
<b>4th Down: Made/Att</b>	<b>7/11</b>	<b>14/24</b>
4th Down Pct.	63.6	58.3
<b>Possession Avg.</b>	<b>29:01</b>	<b>30:59</b>
<b>Total Net Yards</b>	<b>5006</b>	<b>4820</b>
Avg. Per Game	312.9	301.3
Total Plays	1017	1055
Avg. Per Play	4.9	4.6
<b>Net Yards Rushing</b>	<b>1882</b>	<b>1830</b>
Avg. Per Game	117.6	114.4
Total Rushes	397	453
<b>Net Yards Passing</b>	<b>3124</b>	<b>2990</b>
Avg. Per Game	195.3	186.9
Sacked/Yards Lost	45/262	50/291
Gross Yards	3386	3281
Att./Completions	575/331	552/314
Completion Pct.	57.6	56.9
Had Intercepted	15	19
<b>Punts/Average</b>	<b>86/42.3</b>	<b>87/40.4</b>
<b>Net Punting Avg.</b>	<b>86/36.0</b>	<b>87/35.0</b>
<b>Penalties/Yards</b>	<b>113/980</b>	<b>111/936</b>
<b>Fumbles/Ball Lost</b>	<b>22/14</b>	<b>27/12</b>
<b>Touchdowns</b>	<b>38</b>	<b>23</b>
Rushing	13	10
Passing	21	11
Returns	4	2

Score By Periods	Q1	Q2	Q3	Q4	OT	Pts
Eagles	57	97	71	120	6	351
Opponents	34	70	40	101	0	245

Passing	Att	Cmp	Yds	Cmp%	Y/A	TD	TD%	Int	Int%	Lg	Sk/Lost	Rat
McNabb	569	330	3365	58.0	5.91	21	3.7	13	2.3	70t	45/262	77.8
Mitchell	4	1	21	25.0	5.25	0	0.0	0	0.0	21	0/0	49.0
Detmer	1	0	0	0.0	0.00	0	0.0	1	100.0	--	0/0	0.0
Small	1	0	0	0.0	0.00	0	0.0	1	100.0	--	0/0	0.0
<b>Eagles</b>	<b>575</b>	<b>331</b>	<b>3386</b>	<b>57.6</b>	<b>5.89</b>	<b>21</b>	<b>3.7</b>	<b>15</b>	<b>2.6</b>	<b>70t</b>	<b>45/262</b>	<b>75.9</b>
<b>Opponents</b>	<b>552</b>	<b>314</b>	<b>3281</b>	<b>56.9</b>	<b>5.94</b>	<b>11</b>	<b>2.0</b>	<b>19</b>	<b>3.4</b>	<b>70t</b>	<b>50/291</b>	<b>66.6</b>

Scoring	TD	Ru	Pa	Rt	PAT	FG	2Pt	Pts
Akers	0	0	0	0	34/36	29/33	0	121
C.Johnson	7	0	7	0			0	42
McNabb	6	6	0	0			0	36
Mitchell	5	2	1	2			0	30
Thomason	5	0	5	0			0	30
Autry	4	3	1	0			0	24
Small	3	0	3	0			1	20
Lewis	3	0	3	0			0	18
Warren LG	3	2	1	0			0	18
Brown	1	0	1	0			0	6
Caldwell	1	0	0	1			0	6
Pritchett	1	1	0	0			0	6
Staley	1	1	0	0			0	6
Trotter	1	0	0	1			0	6
<b>Eagles</b>	<b>38</b>	<b>13</b>	<b>21</b>	<b>4</b>	<b>34/36</b>	<b>29/33</b>	<b>1</b>	<b>351</b>
<b>Opponents</b>	<b>23</b>	<b>10</b>	<b>11</b>	<b>2</b>	<b>21/21</b>	<b>28/33</b>	<b>1</b>	<b>245</b>

2-Pt. Conversions: Eagles 1-2, Opponents 1-2

Rushing	No.	Yds	Avg	Lg	TD
McNabb	86	629	7.3	54	6
Staley	79	344	4.4	60	1
Autry	112	334	3.0	15	3
Warren LG	74	296	4.0	32t	2
Warren TM	15	42	2.8	11	0
Pritchett	58	225	3.9	16	1
Mitchell	25	187	7.5	85t	2
Martin	13	77	5.9	23	0
C.Johnson	5	18	3.6	15	0
Akers	1	15	15.0	15	0
Detmer	1	8	8.0	8	0
Lee	1	2	2.0	2	0
Small	1	1	1.0	1	0
<b>Eagles</b>	<b>397</b>	<b>1882</b>	<b>4.7</b>	<b>85t</b>	<b>13</b>
<b>Opponents</b>	<b>453</b>	<b>1830</b>	<b>4.0</b>	<b>37</b>	<b>10</b>

Receiving	No.	Yds	Avg	Lg	TD
Lewis	69	735	10.7	52	3
C.Johnson	56	642	11.5	59	7
Small	40	569	14.2	70t	3
Warren LG	32	303	9.5	76t	1
Warren TM	1	1	1.0	1	0
Martin	31	219	7.1	26	0
Staley	25	201	8.0	26	0
Pritchett	25	193	7.7	17	0
Autry	24	275	11.5	37	1
Mitchell	13	89	6.8	21	1
Broughton	12	104	8.7	21	0
Pinkston	10	181	18.1	45	0
Thomason	10	46	4.6	11	5
Brown	9	80	8.9	18	1
McNabb	2	5	2.5	3	0
Lee	1	20	20.0	20	0
D.Douglas	1	9	9.0	9	0
Miller	1	9	9.0	9	0
Van Dyke	1	8	8.0	8	0
<b>Eagles</b>	<b>331</b>	<b>3386</b>	<b>10.2</b>	<b>70t</b>	<b>21</b>
<b>Opponents</b>	<b>314</b>	<b>3281</b>	<b>10.4</b>	<b>70t</b>	<b>11</b>

INTs	No.	Yds	Avg	Lg	TD
Vincent	5	34	6.8	17	0
Dawkins	4	62	15.5	32	0
Taylor	3	64	21.3	38	0
Moore	2	24	12.0	20	0
Emmons	2	8	4.0	8	0
Trotter	1	27	27.0	27t	1
Caldwell	1	25	25.0	25t	1
H.Douglas	1	0	0.0	0	0
Harris	0	1	--	1	0
<b>Eagles</b>	<b>19</b>	<b>255</b>	<b>13.4</b>	<b>38</b>	<b>2</b>
<b>Opponents</b>	<b>15</b>	<b>146</b>	<b>9.7</b>	<b>33</b>	<b>0</b>

Sacks	No.	Yds	Avg	Lg	TD
H. Douglas	15.0				
Simon	9.5				
Mamula	5.5				
H. Thomas	4.0				
Grasmanis	3.5				
Whiting	3.5				
Trotter	3.0				
Dawkins	2.0				
Gardner	1.0				
Vincent	1.0				
Darling	0.5				
Emmons	0.5				
<b>Eagles</b>	<b>50.0</b>				
<b>Opponents</b>	<b>45.0</b>				

Sacks: H. Douglas 15.0, Simon 9.5, Mamula 5.5, H. Thomas 4.0, Grasmanis 3.5, Whiting 3.5, Trotter 3.0, Dawkins 2.0, Gardner 1.0, Vincent 1.0, Darling 0.5, Emmons 0.5, **Eagles 50.0, Opponents 45.0**

Punting	No.	Yds	Avg	Net	TB	Lg	B
Landeta	86	3635	42.3	36.0	8	60	0
<b>Eagles</b>	<b>86</b>	<b>3635</b>	<b>42.3</b>	<b>36.0</b>	<b>8</b>	<b>60</b>	<b>0</b>
<b>Opponents</b>	<b>87</b>	<b>3516</b>	<b>40.4</b>	<b>35.0</b>	<b>7</b>	<b>52</b>	<b>0</b>

Punt Returns	Ret	FC	Yds	Avg	Lg	TD
Mitchell	32	33	335	10.5	72t	1
Bostic	1	0	0	0.0	0	0
<b>Eagles</b>	<b>33</b>	<b>33</b>	<b>335</b>	<b>10.2</b>	<b>72t</b>	<b>1</b>
<b>Opponents</b>	<b>47</b>	<b>18</b>	<b>375</b>	<b>8.0</b>	<b>70t</b>	<b>1</b>

Kickoff Returns	No.	Yds	Avg	Lg	TD
Mitchell	47	1124	23.9	89t	1
D.Douglas	2	50	25.0	41	0
Broughton	1	20	20.0	20	0
Whiting	1	18	18.0	18	0
Pritchett	1	15	15.0	15	0
Thomason	1	10	10.0	10	0
Dawkins	1	2	2.0	2	0
<b>Eagles</b>	<b>54</b>	<b>1239</b>	<b>22.9</b>	<b>89t</b>	<b>1</b>
<b>Opponents</b>	<b>72</b>	<b>1519</b>	<b>21.1</b>	<b>47</b>	<b>0</b>

Field Goals	1-19	20-29	30-39	40-49	50+
Akers	1/1	6/6	14/15	7/10	1/1
<b>Eagles</b>	<b>1/1</b>	<b>6/6</b>	<b>14/15</b>	<b>7/10</b>	<b>1/1</b>
<b>Opponents</b>	<b>0/0</b>	<b>9/9</b>	<b>9/11</b>	<b>8/11</b>	<b>2/2</b>

**Akers:** (33G,37G) (33G,29G) (43G) ( ) (39G,38G,19G) ( ) (31G,29G) (51G,29G) (48N) (40N,34G,34G,32G) (26G,45G,38N,42G,42G) (38G,46G) (27G,33G,30G) (23G,40G) ( ) (32G,45G,41N,33G)  
**Opponents:** (34G,38G) (32G,36G,44G,23G) (40N,37G,38G) ( ) (48G) (33N,42N,24G) ( ) (25G,33G,40G) (31G) (48G,27G) (38G,52G,40G) (42G) (26G,20G,44N) (26G,42G,22G,44G,50G) (29G) (31N)



SCHEDULE & RESULTS (5-11)					
S-12	L	24-25	Arizona	64,113	
S-19	L	5-19	Tampa Bay	64,285	
S-26	L	0-26	at Buffalo	70,872	
O-03	L	15-16	at NY Giants	77,959	
O-10	W	13-10	Dallas	66,669	
O-17	W	20-16	at Chicago	66,944	
O-24	L	13-16	at Miami	73,975	
O-31	L	17-23	NY Giants (OT)	66,481	
N-07	L	7-33	at Carolina	62,569	
N-14	W	35-28	Washington	66,591	
N-21	L	17-44	Indianapolis	65,521	
N-28	L	17-20	at Washington (OT)	74,741	
D-05	L	17-21	at Arizona	46,550	
D-12	L	10-20	at Dallas	64,086	
D-19	W	24-9	New England	65,475	
J-02	W	38-31	St. Louis	60,700	

TEAM STATS	EAGLES	OPP
<b>Total First Downs</b>	<b>218</b>	<b>328</b>
Rushing	76	125
Passing	123	171
Penalty	19	32
<b>3rd Down: Made/Att</b>	<b>74/238</b>	<b>88/233</b>
3rd Down Pct.	31.1	37.8
<b>4th Down: Made/Att</b>	<b>6/9</b>	<b>9/15</b>
4th Down Pct.	66.7	60.0
<b>Possession Avg.</b>	<b>27:03</b>	<b>32:57</b>
<b>Total Net Yards</b>	<b>3830</b>	<b>5462</b>
Avg. Per Game	239.4	341.4
Total Plays	947	1124
Avg. Per Play	4.0	4.9
<b>Net Yards Rushing</b>	<b>1746</b>	<b>2001</b>
Avg. Per Game	109.1	125.1
Total Rushes	424	519
<b>Net Yards Passing</b>	<b>2084</b>	<b>3461</b>
Avg. Per Game	130.3	216.3
Sacked/Yards Lost	49/321	37/272
Gross Yards	2405	3733
Att./Completions	474/235	568/322
Completion Pct.	49.6	56.7
Had Intercepted	18	28
<b>Punts/Average</b>	<b>108/41.9</b>	<b>73/41.2</b>
<b>Net Punting Avg.</b>	<b>108/35.1</b>	<b>73/35.9</b>
<b>Penalties/Yards</b>	<b>102/905</b>	<b>89/719</b>
<b>Fumbles/Ball Lost</b>	<b>33/21</b>	<b>38/18</b>
<b>Touchdowns</b>	<b>29</b>	<b>36</b>
Rushing	5	12
Passing	18	22
Returns	6	2

Score By Periods	Q1	Q2	Q3	Q4	OT	Pts
Eagles	71	77	38	86	0	272
Opponents	100	107	70	71	9	357

Passing	Att	Cmp	Yds	Cmp%	Y/A
Pederson	227	119	1276	52.4	5.62
McNabb	216	106	948	49.1	4.39
Detmer	29	10	181	34.5	6.24
Small	2	0	0	0.0	0.00
Staley	0	0	0	---	---
<b>Eagles</b>	<b>474</b>	<b>235</b>	<b>2405</b>	<b>49.6</b>	<b>5.07</b>
<b>Opponents</b>	<b>568</b>	<b>322</b>	<b>3733</b>	<b>56.7</b>	<b>6.57</b>

Scoring	TD	Ru	Pa	Rt	PAT	FG	2Pt	Pts
N.Johnson	0	0	0	0	25/25	18/25	0	79
Staley	6	4	2	0			0	36
Broughton	4	0	4	0			0	24
Small	4	0	4	0			0	24
Lewis	3	0	3	0			0	18
Jells	2	0	2	0			0	12
Akers	0	0	0	0	2/2	3/6	0	11
C.Johnson (s)	1	0	1	0			0	8
Bieniemy	1	1	0	0			0	6
Brown	1	0	1	0			0	6
Dawkins	1	0	0	1			0	6
D. Douglas	1	0	1	0			0	6
A. Harris	1	0	0	1			0	6
Mamula	1	0	0	1			0	6
Rossum	1	0	0	1			0	6
Taylor	1	0	0	1			0	6
Whiting	1	0	0	1			0	6
McNabb	0	0	0	0			1	2
Weaver	0	0	0	0			1	2
Team (s)	0	0	0	0			0	2
<b>Eagles</b>	<b>29</b>	<b>5</b>	<b>18</b>	<b>6</b>	<b>27/27</b>	<b>21/31</b>	<b>2</b>	<b>272</b>
<b>Opponents</b>	<b>36</b>	<b>12</b>	<b>22</b>	<b>2</b>	<b>33/33</b>	<b>36/45</b>	<b>0</b>	<b>357</b>

2-Pt. Conversions: Eagles 2-2, Opponents 0-2

Rushing	No.	Yds	Avg	Lg	TD
Staley	325	1273	3.9	29	4
McNabb	47	313	6.7	27	0
Bieniemy	12	75	6.3	28	1
Pederson	20	33	1.7	19	0
Jam.Bostic	5	19	3.8	5	0
Watson	4	17	4.3	6	0
Turner	6	15	2.5	5	0
C. Martin	3	3	1.0	2	0
Detmer	2	-2	-2.0	-1	0
<b>Eagles</b>	<b>424</b>	<b>1746</b>	<b>4.1</b>	<b>29</b>	<b>5</b>
<b>Opponents</b>	<b>519</b>	<b>2001</b>	<b>3.9</b>	<b>62t</b>	<b>12</b>

Receiving	No.	Yds	Avg	Lg	TD
Small	49	655	13.4	84t	4
Staley	41	294	7.2	19	2
C.Johnson	34	414	12.2	36	1
Broughton	26	295	11.3	33	4
Brown	18	188	10.4	27	1
Weaver	11	91	8.3	14	0
C.Martin	11	22	2.0	9	0
Jells	10	180	18.0	57t	2
Turner	9	46	5.1	14	0
Lewis LG	8	88	11.0	21	3
Lewis TM	7	76	10.9	21	3
D.Douglas	8	79	9.9	29t	1
Jam.Bostic	5	8	1.6	7	0
Bieniemy	2	28	14.0	27	0
Finneran	2	21	10.5	11	0
T.Smith	1	14	14.0	14	0
McNabb	1	-6	-6.0	-6	0
<b>Eagles</b>	<b>235</b>	<b>2405</b>	<b>10.2</b>	<b>84t</b>	<b>18</b>
<b>Opponents</b>	<b>322</b>	<b>3733</b>	<b>11.6</b>	<b>80t</b>	<b>22</b>

TD	TD%	Int	Int%	Lg	Sk/Lost	Rat
7	3.1	9	4.0	84t	20/109	62.9
8	3.7	7	3.2	63t	28/204	60.1
3	10.3	2	6.9	50t	0/0	62.6
0	0.0	0	0.0	--	0/0	39.6
0	---	0	---	--	1/8	---
<b>18</b>	<b>3.8</b>	<b>18</b>	<b>3.8</b>	<b>84t</b>	<b>49/321</b>	<b>61.4</b>
<b>22</b>	<b>3.9</b>	<b>28</b>	<b>4.9</b>	<b>80t</b>	<b>37/272</b>	<b>69.1</b>

INTs	No.	Yds	Avg	Lg	TD
Vincent	7	91	13.0	35	0
A. Harris	4	151	37.8	84	1
Dawkins	4	127	31.8	67t	1
Taylor	4	59	14.8	28	1
Trotter	2	30	15.0	30	0
Mamula	1	41	41.0	41t	1
Darling	1	33	33.0	33	0
Cook	1	29	29.0	29	0
Moore	1	28	28.0	28	0
Whiting	1	22	22.0	22t	1
Caldwell	1	12	12.0	12	0
Hauck	1	2	2.0	2	0
<b>Eagles</b>	<b>28</b>	<b>625</b>	<b>22.3</b>	<b>84</b>	<b>5</b>
<b>Opponents</b>	<b>18</b>	<b>266</b>	<b>14.8</b>	<b>78t</b>	<b>2</b>

Sacks: Mamula 8.5, Jefferson 4.0, Reese 3.0, T.Williams 3.0, W.Thomas 2.5, Trotter 2.5, H.Douglas 2.0, S.Martin 2.0, Dawkins 1.5, Caldwell 1.0, Cook 1.0, B. Johnson 1.0, H.Thomas 1.0, Vincent 1.0, Whiting 1.0, Team 37.0, Opponents 49.0

Punting	No.	Yds	Avg	Net	TB	Lg	B
Landeta	107	4524	42.3	35.1	12	60	1
<b>Eagles</b>	<b>108</b>	<b>4524</b>	<b>41.9</b>	<b>35.1</b>	<b>12</b>	<b>60</b>	<b>1</b>
<b>Opponents</b>	<b>73</b>	<b>3011</b>	<b>41.2</b>	<b>35.9</b>	<b>7</b>	<b>63</b>	<b>0</b>

Punt Returns	Ret	FC	Yds	Avg	Lg	TD
Rossum	28	17	250	8.9	39	0
C.Johnson	1	0	0	0.0	0	0
Brown	0	1	0	--	--	0
<b>Eagles</b>	<b>29</b>	<b>18</b>	<b>250</b>	<b>8.6</b>	<b>39</b>	<b>0</b>
<b>Opponents</b>	<b>59</b>	<b>16</b>	<b>490</b>	<b>8.3</b>	<b>32</b>	<b>0</b>

Kickoff Returns	No.	Yds	Avg	Lg	TD
Rossum	54	1347	24.9	89t	1
Bieniemy	10	210	21.0	30	0
Whiting	3	49	16.3	21	0
Broughton	1	5	5.0	5	0
E.Smith	1	1	1.0	1	0
<b>Eagles</b>	<b>69</b>	<b>1612</b>	<b>23.4</b>	<b>89t</b>	<b>1</b>
<b>Opponents</b>	<b>57</b>	<b>1305</b>	<b>22.9</b>	<b>48</b>	<b>0</b>

Field Goals	1-19	20-29	30-39	40-49	50+
N.Johnson	0/0	8/9	5/8	5/6	0/2
Akers	0/0	0/0	0/0	2/3	1/3
<b>Eagles</b>	<b>0/0</b>	<b>8/9</b>	<b>5/8</b>	<b>7/9</b>	<b>1/5</b>
<b>Opponents</b>	<b>1/1</b>	<b>12/13</b>	<b>12/15</b>	<b>9/11</b>	<b>2/5</b>

N.Johnson: (25G) (39G,26N,50N) (50N) (26G,3G) (48G,31G) (28G,27G) (44G,42N) (28G,33B) ( ) (49G, 29G,32N,20G,30G) ( ) (34G) (29G) (44G) (43G) (39N) ( ) ( ) ( ) ( ) ( ) ( ) (53G) (59N) ( ) ( ) (48G) (47N) ( ) ( ) (51N) (46G)

Opponents: (31G,25G,32G,31G) (51G,24G) (24G,29G,19G,36G,49N) (35G,25G,23G) (42G,50N) (46G,40G, 32N,41G)(37G,37G,54G) (28G,34N) (38G,28G,33G,22G) (50N) (45G,29G,34G) (43G,28N,27G) ( ) (49N,30G, 34G,33N) (23G,43G,56N,46G) (47G)



SCHEDULE & RESULTS (3-13)					
S-06	L	0-38	Seattle	66,418	
S-13	L	12-17	at Atlanta	46,456	
S-20	L	3-17	at Arizona	36,717	
S-27	L	21-24	Kansas City	66,675	
O-04	L	16-41	at Denver	73,218	
O-11	W	17-12	Washington	66,183	
O-18	L	10-13	at San Diego	56,967	
N-02	L	0-34	Dallas	67,002	
N-08	W	10-9	Detroit	66,785	
N-15	L	3-28	at Washington	67,704	
N-22	L	0-20	at NY Giants	65,763	
N-29	L	16-24	at Green Bay	59,862	
D-03	W	17-14	St. Louis	66,155	
D-13	L	17-20	Arizona (OT)	62,176	
D-20	L	9-13	at Dallas	62,722	
D-27	L	10-20	NY Giants	66,596	

TEAM STATS	EAGLES	OPP				
<b>Total First Downs</b>	<b>259</b>	<b>286</b>				
Rushing	86	125				
Passing	141	133				
Penalty	32	28				
<b>3rd Down: Made/Att</b>	<b>80/240</b>	<b>85/230</b>				
3rd Down Pct.	33.3	37.0				
<b>4th Down: Made/Att</b>	<b>7/23</b>	<b>7/12</b>				
4th Down Pct.	30.4	58.3				
<b>Possession Avg.</b>	<b>29:24</b>	<b>30:36</b>				
<b>Total Net Yards</b>	<b>4188</b>	<b>5136</b>				
Avg. Per Game	261.8	321.0				
Total Plays	1017	1019				
Avg. Per Play	4.1	5.0				
<b>Net Yards Rushing</b>	<b>1775</b>	<b>2416</b>				
Avg. Per Game	110.9	151.0				
Total Rushes	427	528				
<b>Net Yards Passing</b>	<b>2413</b>	<b>2720</b>				
Avg. Per Game	150.8	170.0				
Sacked/Yards Lost	56/317	42/281				
Gross Yards	2730	3001				
Att./Completions	534/282	449/249				
Completion Pct.	52.8	55.5				
Had Intercepted	18	9				
<b>Punts/Average</b>	<b>104/41.7</b>	<b>85/42.5</b>				
<b>Net Punting Avg.</b>	<b>104/34.9</b>	<b>85/37.3</b>				
<b>Penalties/Yards</b>	<b>102/852</b>	<b>113/904</b>				
<b>Fumbles/Ball Lost</b>	<b>20/8</b>	<b>20/8</b>				
<b>Touchdowns</b>	<b>17</b>	<b>39</b>				
Rushing	10	18				
Passing	7	18				
Returns	0	3				
<b>Score By Periods</b>	<b>Q1</b>	<b>Q2</b>	<b>Q3</b>	<b>Q4</b>	<b>OT</b>	<b>Pts</b>
Eagles	33	47	24	57	0	161
Opponents	85	53	94	109	3	344

Passing	Att	Cmp	Yds	Cmp%	Y/A
Hoying	224	114	961	50.9	4.29
Detmer	181	97	1011	53.6	5.59
Peete	129	71	758	55.0	5.88
<b>Eagles</b>	<b>534</b>	<b>282</b>	<b>2730</b>	<b>52.8</b>	<b>5.11</b>
<b>Opponents</b>	<b>449</b>	<b>249</b>	<b>3001</b>	<b>55.5</b>	<b>6.68</b>

Scoring	TD	Ru	Pa	Rt	PAT	FG	2Pt	Pts
Boniol	0	0	0	0	15-17	14-21	0	57
Staley	6	5	1	0			0	36
Garner	4	4	0	0			0	24
Fryar	2	0	2	0			0	12
Graham	2	0	2	0			0	12
Peete	1	1	0	0			0	6
Sinceno	1	0	1	0			0	6
Solomon	1	0	1	0			0	6
Thomas (s)	0	0	0	0			0	2
<b>Eagles</b>	<b>17</b>	<b>10</b>	<b>7</b>	<b>0</b>	<b>15-17</b>	<b>14-21</b>	<b>0</b>	<b>161</b>
<b>Opponents</b>	<b>39</b>	<b>18</b>	<b>18</b>	<b>3</b>	<b>36-37</b>	<b>24-32</b>	<b>1</b>	<b>344</b>

2-Pt. Conversions: Eagles 0-0, Opponents 1-2

Rushing	No.	Yds	Avg	Lg	TD
Staley	258	1065	4.1	64t	5
Garner	96	381	4.0	40	4
Turner	20	94	4.7	19	0
Hoying	22	84	3.8	11	0
Walker	12	55	4.6	20	0
Fryar	3	46	15.3	32	0
Peete	5	30	6.0	19t	1
Detmer	7	20	2.9	8	0
Jells	2	9	4.5	13	0
Hankton	1	-4	-4.0	-4	0
Dunn	1	-5	-5.0	-5	0
<b>Eagles</b>	<b>427</b>	<b>1775</b>	<b>4.2</b>	<b>64t</b>	<b>10</b>
<b>Opponents</b>	<b>528</b>	<b>2416</b>	<b>4.6</b>	<b>64</b>	<b>18</b>

Receiving	No.	Yds	Avg	Lg	TD
Staley	57	432	7.6	33	1
Fryar	48	556	11.6	61t	2
Graham	47	600	12.8	45	2
Turner	34	232	6.8	18	0
Solomon	21	193	9.2	20	1
Garner	19	110	5.8	21	0
Copeland TM	18	221	12.3	20	0
Dunn	18	132	7.3	21	0
Fontenot	8	90	11.3	19	0
Sinceno	3	42	14.0	22	1
Jells	2	53	26.5	37	0
Walker	2	35	17.5	33	0
J.Johnson	2	14	7.0	9	0
Jordan	2	9	4.5	8	0
Miller	1	11	11.0	11	0
<b>Eagles</b>	<b>282</b>	<b>2730</b>	<b>9.7</b>	<b>61t</b>	<b>7</b>
<b>Opponents</b>	<b>249</b>	<b>3001</b>	<b>12.1</b>	<b>59</b>	<b>18</b>

TD	TD%	Int	Int%	Lg	Sk/Lost	Rat
0	0.0	9	4.0	38	35/185	45.6
5	2.8	5	2.8	61t	5/29	67.7
2	1.6	4	3.1	25	16/103	64.7
<b>7</b>	<b>1.3</b>	<b>18</b>	<b>3.4</b>	<b>61t</b>	<b>56/317</b>	<b>57.7</b>
<b>18</b>	<b>4.0</b>	<b>9</b>	<b>2.0</b>	<b>59</b>	<b>42/281</b>	<b>81.2</b>

INTs	No.	Yds	Avg	Lg	TD
Dawkins	2	39	19.5	30	0
Vincent	2	29	14.5	29	0
Zordich	2	18	9.0	14	0
Caldwell	1	33	33.0	33	0
W.Thomas	1	21	21.0	21	0
McTyer	1	18	18.0	18	0
<b>Eagles</b>	<b>9</b>	<b>158</b>	<b>17.6</b>	<b>33</b>	<b>0</b>
<b>Opponents</b>	<b>18</b>	<b>319</b>	<b>17.7</b>	<b>70t</b>	<b>2</b>

Sacks: Douglas 12.5, Wallace 6.0, H. Thomas 5.0, Jefferson 4.0, B. Johnson 2.5, Darling 2.0, W. Thomas 2.0, Whiting 1.5, Caldwell 1.0, Dawkins 1.0, J. Harris 1.0, Martin LG 1.0, Martin TM 1.0, Rossum 1.0, Vincent 1.0, McTyer 0.5, **Eagles 42.0, Opponents 56.0**

Punting	No.	Yds	Avg	Net	TB	Lg	B
Hutton	104	4339	41.7	34.9	10	61	0
<b>Eagles</b>	<b>104</b>	<b>4339</b>	<b>41.7</b>	<b>34.9</b>	<b>10</b>	<b>61</b>	<b>0</b>
<b>Opponents</b>	<b>85</b>	<b>3616</b>	<b>42.5</b>	<b>37.3</b>	<b>8</b>	<b>71</b>	<b>1</b>

Punt Returns	Ret	FC	Yds	Avg	Lg	TD
Rossum	22	7	187	8.5	25	0
Solomon	11	12	100	9.1	40	0
A.Harris	1	0	-2	-2.0	-2	0
<b>Eagles</b>	<b>34</b>	<b>19</b>	<b>285</b>	<b>8.4</b>	<b>40</b>	<b>0</b>
<b>Opponents</b>	<b>61</b>	<b>9</b>	<b>511</b>	<b>8.4</b>	<b>69t</b>	<b>1</b>

Kickoff Returns	No.	Yds	Avg	Lg	TD
Staley	258	1065	4.1	64t	5
Garner	96	381	4.0	40	4
Turner	20	94	4.7	19	0
Hoying	22	84	3.8	11	0
Walker	12	55	4.6	20	0
Fryar	3	46	15.3	32	0
Peete	5	30	6.0	19t	1
Detmer	7	20	2.9	8	0
Jells	2	9	4.5	13	0
Hankton	1	-4	-4.0	-4	0
Dunn	1	-5	-5.0	-5	0
<b>Eagles</b>	<b>427</b>	<b>1775</b>	<b>4.2</b>	<b>64t</b>	<b>10</b>
<b>Opponents</b>	<b>528</b>	<b>2416</b>	<b>4.6</b>	<b>64</b>	<b>18</b>

Field Goals	1-19	20-29	30-39	40-49	50+
Boniol	3/3	3/3	4/5	3/9	1/1
<b>Eagles</b>	<b>3/3</b>	<b>3/3</b>	<b>4/5</b>	<b>3/9</b>	<b>1/1</b>
<b>Opponents</b>	<b>0/0</b>	<b>7/7</b>	<b>6/8</b>	<b>11/13</b>	<b>0/4</b>

**Boniol:** () (45N,24G,42G) (29G) () (44G,48N) (42N,35G) () (39G) (19G) (44N) (34G) (50G,46B) (19G,33N) (21G,48N,41G,39G) (19G)

**Opponents:** (42G) (23G) (52N,47G) (40N,21G) () (47N,46G,34G) (23G,26G) (33G,25G) (41G,48G,35G,58N) (32N) (40G,49G) (33G) (46G,20G,52N) (28G,34N,32G) (51N,42G,41G) (43G,33G)



SCHEDULE & RESULTS (6-9-1)					
A-31	L	17-31	at NY Giants	70,296	
S-07	W	10-9	Green Bay	66,803	
S-15	L	20-21	at Dallas	63,942	
S-28	L	19-28	at Minnesota	55,149	
O-05	W	24-10	Washington	67,008	
O-12	L	21-38	at Jacksonville	69,150	
O-19	W	13-10	Arizona (OT)	66,860	
O-26	W	13-12	Dallas	67,106	
N-02	L	21-31	at Arizona	39,549	
N-10	L	12-24	San Francisco	67,133	
N-16	T	10-10	at Baltimore (OT)	63,546	
N-23	W	23-20	Pittsburgh	67,166	
N-30	W	44-42	Cincinnati	66,623	
D-07	L	21-31	NY Giants	67,084	
D-14	L	17-20	at Atlanta	42,866	
D-21	L	32-35	at Washington	75,939	

TEAM STATS	EAGLES	OPP
<b>Total First Downs</b>	<b>326</b>	<b>286</b>
Rushing	105	115
Passing	203	150
Penalty	18	21
<b>3rd Down: Made/Att</b>	<b>90/242</b>	<b>80/217</b>
3rd Down Pct.	37.2	36.9
<b>4th Down: Made/Att</b>	<b>14/22</b>	<b>8/14</b>
4th Down Pct.	63.6	57.1
<b>Possession Avg.</b>	<b>31:09</b>	<b>28:51</b>
<b>Total Net Yards</b>	<b>5590</b>	<b>4932</b>
Avg. Per Game	349.4	308.3
Total Plays	1116	1009
Avg. Per Play	5.0	4.9
<b>Net Yards Rushing</b>	<b>1943</b>	<b>2009</b>
Avg. Per Game	121.4	125.6
Total Rushes	465	476
<b>Net Yards Passing</b>	<b>3647</b>	<b>2923</b>
Avg. Per Game	227.9	182.7
Sacked/Yards Lost	64/362	43/278
Gross Yards	4009	3201
Att./Completions	587/330	490/259
Completion Pct.	56.2	52.9
Had Intercepted	16	14
<b>Punts/Average</b>	<b>88/41.6</b>	<b>87/41.4</b>
<b>Net Punting Avg.</b>	<b>88/34.6</b>	<b>87/36.0</b>
<b>Penalties/Yards</b>	<b>104/866</b>	<b>86/708</b>
<b>Fumbles/Ball Lost</b>	<b>35/16</b>	<b>25/12</b>
<b>Touchdowns</b>	<b>36</b>	<b>43</b>
Rushing	11	16
Passing	22	20
Returns	3	7

Score By Periods	Q1	Q2	Q3	Q4	OT	Pts
Eagles	75	71	59	109	3	317
Opponents	100	90	68	114	0	372

Passing	Att	Cmp	Yds	Cmp%	Y/A
T. Detmer	244	134	1567	54.9	6.42
Hoying	225	128	1573	56.9	6.99
Peete	118	68	869	57.6	7.36
<b>Eagles</b>	<b>587</b>	<b>330</b>	<b>4009</b>	<b>56.2</b>	<b>6.83</b>
<b>Opponents</b>	<b>490</b>	<b>259</b>	<b>3201</b>	<b>52.9</b>	<b>6.53</b>

Scoring	TD	Ru	Pa	Rt	PAT	FG	2Pt	Pts
Boniol	0	0	0	0	33/33	22/31	0	99
Watters	7	7	0	0			0	42
Fryar	6	0	6	0			0	36
Lewis	4	0	4	0			0	24
Solomon	3	0	3	0			1	20
Garner	3	3	0	0			0	18
Turner	3	0	3	0			0	18
Dunn	2	0	2	0			0	12
Timpson	2	0	2	0			0	12
Clark	1	0	0	1			0	6
Dawkins	1	0	0	1			0	6
T.Detmer	1	1	0	0			0	6
Johnson	1	0	1	0			0	6
Seay	1	0	1	0			0	6
W.Thomas	1	0	0	1			0	6
<b>Eagles</b>	<b>36</b>	<b>11</b>	<b>22</b>	<b>3</b>	<b>33/33</b>	<b>22/31</b>	<b>1</b>	<b>317</b>
<b>Opponents</b>	<b>43</b>	<b>16</b>	<b>20</b>	<b>7</b>	<b>42/42</b>	<b>24/33</b>	<b>0</b>	<b>372</b>

2-Pt. Conversions: Eagles 1-3, Opponents 0-1

Rushing	No.	Yds	Avg	Lg	TD
Watters	285	1110	3.9	28	7
Garner	116	547	4.7	26	3
Turner	18	96	5.3	29	0
Hoying	16	78	4.9	30	0
T. Detmer	14	46	3.3	14	1
Peete	8	37	4.6	16	0
Staley	7	29	4.1	12	0
Hutton	1	0	0.0	0	0
<b>Eagles</b>	<b>465</b>	<b>1943</b>	<b>4.2</b>	<b>30</b>	<b>11</b>
<b>Opponents</b>	<b>476</b>	<b>2009</b>	<b>4.2</b>	<b>53</b>	<b>16</b>

Receiving	No.	Yds	Avg	Lg	TD
Fryar	86	1316	15.3	72t	6
Turner	48	443	9.2	36	3
Watters	48	440	9.2	37	0
Timpson	42	484	11.5	26	2
Solomon	29	455	15.7	56	3
Garner	24	225	9.4	27	0
Johnson	14	177	12.6	28	1
Seay	13	187	14.4	38	1
Lewis	12	94	7.8	17	4
Dunn	7	93	13.3	31t	2
C. Jones	5	73	14.6	32	0
Staley	2	22	11.0	22	0
<b>Eagles</b>	<b>330</b>	<b>4009</b>	<b>12.1</b>	<b>72t</b>	<b>22</b>
<b>Opponents</b>	<b>259</b>	<b>3201</b>	<b>12.4</b>	<b>62</b>	<b>20</b>

TD	TD%	Int	Int%	Lg	Sk/Lost	Rat
7	2.9	6	2.5	57	19/94	73.9
11	4.9	6	2.7	72t	28/183	83.8
4	3.4	4	3.4	38	17/85	78.0
<b>22</b>	<b>3.7</b>	<b>16</b>	<b>2.7</b>	<b>72t</b>	<b>64/362</b>	<b>78.5</b>
<b>20</b>	<b>4.1</b>	<b>14</b>	<b>2.9</b>	<b>62</b>	<b>43/278</b>	<b>75.1</b>

INTs	No.	Yds	Avg	Lg	TD
Dawkins	3	76	25.3	64t	1
Vincent	3	14	4.7	14	0
Dimry	2	25	12.5	25	0
W. Thomas	2	11	5.5	11	0
Hall	1	39	39.0	39	0
Zordich	1	21	21.0	21	0
Stevens	1	0	0.0	0	0
Willis	1	0	0.0	0	0
<b>Eagles</b>	<b>14</b>	<b>186</b>	<b>13.3</b>	<b>64t</b>	<b>1</b>
<b>Opponents</b>	<b>16</b>	<b>425</b>	<b>26.6</b>	<b>95t</b>	<b>4</b>

Sacks: Hall 8.0, W. Thomas 5.0, Dent 4.5, Mamula 4.0, Jefferson 3.0, J. Jones 2.5, H. Thomas 2.5, Taylor 2.0, Willis 2.0, Zordich 2.0, Conner 1.5, Farmer 1.0, Harris 1.0, Jasper 1.0, Smith 1.0

Eagles 43.0, Opponents 64.0

Punting	No.	Yds	Avg	Net	TB	Lg	B
Hutton	87	3660	42.1	34.6	5	61	1
<b>Eagles</b>	<b>88</b>	<b>3660</b>	<b>41.6</b>	<b>34.6</b>	<b>5</b>	<b>61</b>	<b>1</b>
<b>Opponents</b>	<b>87</b>	<b>3603</b>	<b>41.4</b>	<b>36.0</b>	<b>12</b>	<b>62</b>	<b>0</b>

Punt Returns	Ret	FC	Yds	Avg	Lg	TD
Gray LG	19	15	161	8.5	30	0
Gray TM	2	5	17	8.5	11	0
Seay	16	8	172	10.8	42	0
Solomon	10	7	55	5.5	14	0
Wyatt	2	1	-2	-1.0	0	0
Vincent	1	0	-8	-8.0	-8	0
<b>Eagles</b>	<b>31</b>	<b>21</b>	<b>234</b>	<b>7.5</b>	<b>42</b>	<b>0</b>
<b>Opponents</b>	<b>48</b>	<b>9</b>	<b>515</b>	<b>10.7</b>	<b>73t</b>	<b>1</b>

Kickoff Returns	No.	Yds	Avg	Lg	TD
Staley	47	1139	24.2	57	0
Gray LG	9	193	21.4	33	0
Gray TM	1	8	8.0	8	0
Witherspoon	9	171	19.0	28	0
Johnson	3	22	7.3	15	0
Turner	3	48	16.0	22	0
Dunn	2	32	16.0	16	0
Wyatt	2	50	25.0	30	0
Clark	1	39	39.0	39t	1
Lewis	1	11	11.0	11	0
<b>Eagles</b>	<b>69</b>	<b>1520</b>	<b>22.0</b>	<b>57</b>	<b>1</b>
<b>Opponents</b>	<b>66</b>	<b>1548</b>	<b>23.5</b>	<b>84</b>	<b>0</b>

Field Goals	1-19	20-29	30-39	40-49	50+
Boniol	0/0	7/7	11/12	4/11	0/1
<b>Eagles</b>	<b>0/0</b>	<b>7/7</b>	<b>11/12</b>	<b>4/11</b>	<b>0/1</b>
<b>Opponents</b>	<b>2/2</b>	<b>10/11</b>	<b>6/6</b>	<b>6/11</b>	<b>0/3</b>

Boniol: (48G) (48N,32G) (49G,45N,44G) (47G, 26G) (34G) (43N) (40N,38G,24G) (52N,47N,29G, 37G) (37N) (28G,34G) (33G,40N) (23G,35G,25G) (33G,25G,31G) (48N) (39G) (33G)

Opponents: (44N,39G)(22G,18G,27G,28N) (46G,48G,25G,23G,22G) ( ) (37G) (38G) (40N, 23G) (26G,24G,35G,43G) (51N,45G,48N) (31G, 43N) (23G,53N) (46G,40G) ( ) (50N,19G) (42N, 21G,33G) ( )





SCHEDULE & RESULTS (10-6)					
S-01	W	17-14	at Washington	53,415	
S-09	L	13-39	at Green Bay	60,666	
S-15	W	24-17	Detroit	66,007	
S-22	W	33-18	at Atlanta	40,107	
S-30	L	19-23	Dallas	67,201	
O-13	W	19-10	at NY Giants	72,729	
O-20	W	35-28	Miami	66,240	
O-27	W	20- 9	Carolina	65,982	
N-03	W	31-21	at Dallas	64,952	
N-10	L	17-24	Buffalo	66,613	
N-17	L	21-26	Washington	66,834	
N-24	L	30-36	at Arizona	36,175	
D-01	W	24- 0	NY Giants	51,468	
D-05	L	10-37	at Indianapolis	52,689	
D-14	W	21-20	at NY Jets	29,178	
D-22	W	29-19	Arizona	63,658	
<b>NFC WILD CARD</b>					
D-29	L	0-14	at San Francisco	56,460	

TEAM STATS	EAGLES	OPP
<b>Total First Downs</b>	<b>319</b>	<b>264</b>
Rushing	107	87
Passing	196	150
Penalty	16	27
<b>3rd Down: Made/Att</b>	<b>83/219</b>	<b>84/215</b>
3rd Down Pct.	37.9	39.1
<b>4th Down: Made/Att</b>	<b>6/15</b>	<b>5/14</b>
4th Down Pct.	40.0	35.7
<b>Possession Avg.</b>	<b>32:12</b>	<b>27:48</b>
<b>Total Net Yards</b>	<b>5627</b>	<b>4562</b>
Avg. Per Game	351.7	285.1
Total Plays	1076	961
Avg. Per Play	5.2	4.7
<b>Net Yards Rushing</b>	<b>1882</b>	<b>1583</b>
Avg. Per Game	117.6	98.9
Total Rushes	489	421
<b>Net Yards Passing</b>	<b>3745</b>	<b>2979</b>
Avg. Per Game	234.1	186.2
Sacked/Yards Lost	39/234	40/264
Gross Yards	3979	3243
Att./Completions	548/328	500/271
Completion Pct.	59.9	54.2
Had Intercepted	18	19
<b>Punts/Average</b>	<b>74/42.0</b>	<b>74/44.4</b>
<b>Net Punting Avg.</b>	<b>74/35.1</b>	<b>74/37.5</b>
<b>Penalties/Yards</b>	<b>117/963</b>	<b>99/710</b>
<b>Fumbles/Ball Lost</b>	<b>24/14</b>	<b>26/12</b>
<b>Touchdowns</b>	<b>41</b>	<b>35</b>
Rushing	16	12
Passing	19	18
Returns	6	5

Score By Periods	Q1	Q2	Q3	Q4	OT	Pts
Eagles	98	88	64	113	0	363
Opponents	64	119	73	85	0	341

Passing	Att	Cmp	Yds	Cmp%	Y/A	TD	TD%	Int	Int%	Lg	Sk/Lost	Rat
Detmer	401	238	2911	59.4	7.26	15	3.7	13	3.2	42	27/171	80.8
Peete	134	80	992	59.7	7.40	3	2.2	5	3.7	62	11/53	74.6
Rypien	13	10	76	76.9	5.85	1	7.7	0	0.0	16	0/0	116.2
Hoying	0	0	0	---	---	0	---	0	---	---	1/10	---
<b>Eagles</b>	<b>548</b>	<b>328</b>	<b>3979</b>	<b>59.9</b>	<b>7.26</b>	<b>19</b>	<b>3.5</b>	<b>18</b>	<b>3.3</b>	<b>62</b>	<b>39/234</b>	<b>80.1</b>
<b>Opponents</b>	<b>500</b>	<b>271</b>	<b>3243</b>	<b>54.2</b>	<b>6.49</b>	<b>18</b>	<b>3.6</b>	<b>19</b>	<b>3.8</b>	<b>67</b>	<b>40/264</b>	<b>70.4</b>

Scoring	TD	Ru	Pa	Rt	PAT	FG	2Pt	Pts
Anderson	0	0	0	0	40/40	25/29	0	115
Watters	13	13	0	0			0	78
Fryar	11	0	11	0			0	66
Jones	5	0	5	0			0	30
Dunn	2	0	2	0			0	12
Witherspoon	2	0	0	2			0	12
Detmer	1	1	0	0			0	6
Garner	1	1	0	0			0	6
Hall	1	0	0	1			0	6
Mamula	1	0	0	1			0	6
Peete	1	1	0	0			0	6
W.Thomas	1	0	0	1			0	6
Turner	1	0	1	0			0	6
Vincent	1	0	0	1			0	6
Team (s)	0	0	0	0			0	2
<b>Eagles</b>	<b>41</b>	<b>16</b>	<b>19</b>	<b>6</b>	<b>40/40</b>	<b>25/29</b>	<b>0</b>	<b>363</b>
<b>Opponents</b>	<b>35</b>	<b>12</b>	<b>18</b>	<b>5</b>	<b>30/32</b>	<b>31/36</b>	<b>3</b>	<b>341</b>

2-Pt. Conversions: Eagles 0-1, Opponents 3-3

Rushing	No.	Yds	Avg	Lg	TD
Watters	353	1411	4.0	56t	13
Garner	66	346	5.2	46	1
Detmer	31	59	1.9	9	1
Turner	18	39	2.2	7	0
Peete	20	31	1.6	11	1
Fryar	1	-4	-4.0	-4	0
<b>Eagles</b>	<b>489</b>	<b>1882</b>	<b>3.8</b>	<b>56t</b>	<b>16</b>
<b>Opponents</b>	<b>421</b>	<b>1583</b>	<b>3.8</b>	<b>49t</b>	<b>12</b>

Receiving	No.	Yds	Avg	Lg	TD
Fryar	88	1195	13.6	42	11
Jones	70	859	12.3	38	5
Watters	51	444	8.7	36	0
Turner	43	409	9.5	41	1
Seay	19	260	13.7	35	0
Dunn	15	332	22.1	58	2
Williams LG	15	93	6.2	19	1
Williams TM	2	8	4.0	4	0
Garner	14	92	6.6	13	0
Solomon	8	125	15.6	23	0
West	8	91	11.4	29	0
J.Johnson	7	127	18.1	31	0
Ingram	2	33	16.5	20	0
McIntyre	1	4	4.0	4	0
<b>Eagles</b>	<b>328</b>	<b>3979</b>	<b>12.1</b>	<b>62</b>	<b>19</b>
<b>Opponents</b>	<b>271</b>	<b>3243</b>	<b>12.0</b>	<b>67</b>	<b>18</b>

INTs	No.	Yds	Avg	Lg	TD
Zordich	4	54	13.5	28	0
Vincent	3	144	48.0	90t	1
W.Thomas	3	47	15.7	37	0
Dawkins	3	41	13.7	30	0
Taylor	3	-1	-0.3	0	0
Willis	1	14	14.0	14	0
J.Fuller	1	4	4.0	4	0
Farmer	1	0	0.0	0	0
<b>Eagles</b>	<b>19</b>	<b>303</b>	<b>15.9</b>	<b>104t</b>	<b>1</b>
<b>Opponents</b>	<b>18</b>	<b>265</b>	<b>14.7</b>	<b>65t</b>	<b>3</b>

Sacks: Fuller 13.0, Mamula 8.0, W. Thomas 5.5, Hall 4.5, Jefferson 2.5, Dawkins 1.0, Farmer 1.0, Harmon 1.0, K. Johnson 1.0, Taylor 1.0, H. Thomas 1.0, Griffin 0.5, **Eagles 40.0, Opponents 39.0**

Punting	No.	Yds	Avg	Net	TB	Lg	B
Hutton	73	3107	42.6	35.1	9	60	1
<b>Eagles</b>	<b>74</b>	<b>3107</b>	<b>42.0</b>	<b>35.1</b>	<b>9</b>	<b>60</b>	<b>1</b>
<b>Opponents</b>	<b>74</b>	<b>3287</b>	<b>44.4</b>	<b>37.5</b>	<b>9</b>	<b>61</b>	<b>0</b>

Punt Returns	Ret	FC	Yds	Avg	Lg	TD
Seay	35	14	305	8.7	56	0
Solomon	5	3	27	5.4	9	0
Vincent	0	0	-2	--	-2	0
<b>Eagles</b>	<b>40</b>	<b>17</b>	<b>330</b>	<b>8.3</b>	<b>56</b>	<b>0</b>
<b>Opponents</b>	<b>36</b>	<b>12</b>	<b>330</b>	<b>9.2</b>	<b>65t</b>	<b>1</b>

Kickoff Returns	No.	Yds	Avg	Lg	TD
Witherspoon	53	1271	24.0	97t	2
Garner	6	117	19.5	28	0
Seay	4	51	12.8	22	0
Brooks	1	0	0.0	0	0
<b>Eagles</b>	<b>64</b>	<b>1439</b>	<b>22.5</b>	<b>97t</b>	<b>2</b>
<b>Opponents</b>	<b>73</b>	<b>1715</b>	<b>23.5</b>	<b>86</b>	<b>0</b>

Field Goals	1-19	20-29	30-39	40-49	50+
Anderson	0/0	10/11	8/9	7/9	0/0
<b>Eagles</b>	<b>0/0</b>	<b>10/11</b>	<b>8/9</b>	<b>7/9</b>	<b>0/0</b>
<b>Opponents</b>	<b>1/1</b>	<b>8/8</b>	<b>13/15</b>	<b>7/8</b>	<b>2/4</b>

Anderson: (26G) ( ) (38N,39G) (28G,33G,39G, 25G) (46G,29B) (39G,46G,45G,29G) ( ) (46G, 21G) (30G) (23G) ( ) (44G,25G,32G) (44G,44N) (31G) (48N) (23G,22G,43G,26G,39G)  
Opponents: (53N) (29G,44G,38G) (51G) (43G) (46G,30G,21G) (39G) (37G,39G) (51N,47G,39G, 29G) (19G,37G) (38G) (37G,22G,30G,33G) (21G, 31B,36G,27G) ( ) (30G,42G,51G) (27G,48N,29G) (41G,41G,38N)



SCHEDULE & RESULTS (10-6)					
S-03	L	6-21	Tampa Bay	66,266	
S-10	W	31-19	at Arizona	45,004	
S-17	L	21-27	San Diego	63,081	
S-24	L	17-48	at Oakland	48,875	
O-01	W	15-10	at New Orleans	43,938	
O-08	W	37-34	Washington (OT)	65,498	
O-15	W	17-14	at NY Giants	74,252	
O-29	W	20-9	St. Louis	62,172	
N-06	L	12-34	at Dallas	64,876	
N-12	W	31-13	Denver	60,842	
N-19	W	28-19	NY Giants	63,562	
N-26	W	14-7	at Washington	50,539	
D-03	L	14-26	at Seattle	39,893	
D-10	W	20-17	Dallas	66,198	
D-17	W	21-20	Arizona	62,076	
D-24	L	14-20	at Chicago	52,391	
<b>NFC WILD CARD</b>					
D-30	W	58-37	Detroit	66,492	
<b>NFC DIVISIONAL PLAYOFF</b>					
J-07	L	11-30	at Dallas	64,371	

TEAM STATS	EAGLES	OPP				
<b>Total First Downs</b>	<b>290</b>	<b>281</b>				
Rushing	126	102				
Passing	145	154				
Penalty	19	25				
<b>3rd Down: Made/Att</b>	<b>89/233</b>	<b>84/220</b>				
3rd Down Pct.	38.2	38.2				
<b>4th Down: Made/Att</b>	<b>10/17</b>	<b>12/17</b>				
4th Down Pct.	58.8	70.6				
<b>Possession Avg.</b>	<b>30:26</b>	<b>29:34</b>				
<b>Total Net Yards</b>	<b>4807</b>	<b>4638</b>				
Avg. Per Game	300.4	289.9				
Total Plays	1050	1013				
Avg. Per Play	4.6	4.6				
<b>Net Yards Rushing</b>	<b>2121</b>	<b>1822</b>				
Avg. Per Game	132.6	113.9				
Total Rushes	508	466				
<b>Net Yards Passing</b>	<b>2686</b>	<b>2816</b>				
Avg. Per Game	167.9	176.0				
Sacked/Yards Lost	46/245	48/305				
Gross Yards	2931	3121				
Att./Completions	496/284	499/268				
Completion Pct.	57.3	53.7				
Had Intercepted	19	19				
<b>Punts/Average</b>	<b>86/42.8</b>	<b>74/41.3</b>				
<b>Net Punting Avg.</b>	<b>86/33.7</b>	<b>74/35.2</b>				
<b>Penalties/Yards</b>	<b>112/838</b>	<b>87/727</b>				
<b>Fumbles/Ball Lost</b>	<b>31/17</b>	<b>30/19</b>				
<b>Touchdowns</b>	<b>36</b>	<b>39</b>				
Rushing	19	14				
Passing	11	14				
Returns	6	8				
<b>Score By Periods</b>						
	<b>Q1</b>	<b>Q2</b>	<b>Q3</b>	<b>Q4</b>	<b>OT</b>	<b>Pts</b>
Eagles	83	99	55	78	3	318
Opponents	71	101	59	107	3	338

Passing	Att	Cmp	Yds	Cmp%	Y/A	TD	TD%	Int	Int%	Lg	Sk/Lost	Rat
Peete	375	215	2326	57.3	6.20	8	2.1	14	3.7	37t	33/166	67.3
Cunningham	121	69	605	57.0	5.00	3	2.5	5	4.1	33	13/79	61.5
<b>Eagles</b>	<b>496</b>	<b>284</b>	<b>2931</b>	<b>57.3</b>	<b>5.91</b>	<b>11</b>	<b>2.2</b>	<b>19</b>	<b>3.8</b>	<b>37t</b>	<b>46/245</b>	<b>65.9</b>
<b>Opponents</b>	<b>499</b>	<b>268</b>	<b>3121</b>	<b>53.7</b>	<b>6.25</b>	<b>14</b>	<b>2.8</b>	<b>19</b>	<b>3.8</b>	<b>64t</b>	<b>48/305</b>	<b>66.4</b>
<b>Scoring</b>												
	TD	Ru	Pa	Rt	PAT	FG	2Pt	Pts				
Anderson	0	0	0	0	32-33	22-30	0	98				
Watters	12	11	1	0	0	0	0	72				
Garner	6	6	0	0	0	0	0	36				
Barnett	5	0	5	0	0	1	32					
C.Williams	2	0	2	0	0	1	14					
R. Johnson	2	0	2	0	0	0	14					
Henderson	1	0	0	1	0	0	6					
Jackson	1	0	0	1	0	0	6					
K.Johnson	1	0	0	1	0	0	6					
McCrary	1	1	0	0	0	0	6					
Peete	1	1	0	0	0	0	6					
Thomas	1	0	0	1	0	0	6					
West	1	0	1	0	0	0	6					
Witherspoon	1	0	0	1	0	0	6					
Zordich	1	0	0	1	0	0	6					
<b>Eagles</b>	<b>36</b>	<b>19</b>	<b>11</b>	<b>6</b>	<b>32-33</b>	<b>22-30</b>	<b>2</b>	<b>318</b>				
<b>Opponents</b>	<b>36</b>	<b>14</b>	<b>14</b>	<b>8</b>	<b>32-32</b>	<b>28-37</b>	<b>2</b>	<b>338</b>				

2-Pt. Conversions: Eagles 2-3, Opponents 2-4

Rushing	No.	Yds	Avg	Lg	TD
Watters	337	1273	3.8	57	11
Garner	108	588	5.4	55t	6
Peete	32	147	4.6	18	1
Cunningham	21	98	4.7	20	0
Turner	2	9	4.5	12	0
Witherspoon	2	7	3.5	5	0
McCrary	3	1	0.3	1t	1
Hutton	1	0	0.0	0	0
Saxon	1	0	0.0	0	0
C.Williams	1	-2	-2.0	-2	0
<b>Eagles</b>	<b>508</b>	<b>2121</b>	<b>4.2</b>	<b>57</b>	<b>19</b>
<b>Opponents</b>	<b>466</b>	<b>1822</b>	<b>3.9</b>	<b>44t</b>	<b>14</b>

Receiving	No.	Yds	Avg	Lg	TD
C. Williams	63	768	12.2	37t	2
Watters	62	434	7.0	24	1
Barnett	48	585	12.2	33	5
Carpenter	29	318	11.0	29	0
West	20	190	9.5	26	1
Martin	17	206	12.1	22	0
Garner	10	61	6.1	29	0
McCrary	9	60	6.7	11	0
Monk	6	114	19.0	36	0
J. Johnson	6	37	6.2	9	0
R. Johnson	5	68	13.6	33	2
Jones	5	61	12.2	17	0
Turner	4	29	7.3	11	0
<b>Eagles</b>	<b>284</b>	<b>2931</b>	<b>10.3</b>	<b>37t</b>	<b>11</b>
<b>Opponents</b>	<b>268</b>	<b>3121</b>	<b>11.6</b>	<b>64t</b>	<b>14</b>

INTs	No.	Yds	Avg	Lg	TD
Thomas	7	104	14.9	37t	1
McMillian	3	27	9.0	19	0
Taylor	2	52	26.0	35	0
Romanowski	2	5	2.5	7	0
Gouveia	1	20	20.0	20	0
Jackson	1	18	18.0	18	0
Zordich	1	10	10.0	10	0
Frazier	1	3	3.0	3	0
Wilburn	1	0	0.0	0	0
<b>Eagles</b>	<b>19</b>	<b>239</b>	<b>12.6</b>	<b>37t</b>	<b>1</b>
<b>Opponents</b>	<b>19</b>	<b>240</b>	<b>12.6</b>	<b>65t</b>	<b>2</b>

Sacks: Fuller 13.0, Harmon 11.0, K. Johnson 6.0, Mamula 5.5, Stubbs 5.5, Thomas 2.0, Woodard 1.5, Hall 1.0, Romanowski 1.0, Zordich 1.0, Gunn 0.5, Eagles 48.0, Opponents 46.0

Punting	No.	Yds	Avg	Net	TB	Lg	B
Hutton	85	3682	43.3	33.7	13	63	1
<b>Eagles</b>	<b>86</b>	<b>3682</b>	<b>42.8</b>	<b>33.7</b>	<b>13</b>	<b>63</b>	<b>1</b>
<b>Opponents</b>	<b>74</b>	<b>3055</b>	<b>41.3</b>	<b>35.2</b>	<b>8</b>	<b>63</b>	<b>0</b>

Punt Returns	Ret	FC	Yds	Avg	Lg	TD
Martin	17	10	214	12.6	38	0
Carpenter	12	6	79	6.6	22	0
<b>Eagles</b>	<b>29</b>	<b>16</b>	<b>293</b>	<b>10.1</b>	<b>38</b>	<b>0</b>
<b>Opponents</b>	<b>38</b>	<b>17</b>	<b>527</b>	<b>13.9</b>	<b>88t</b>	<b>2</b>

Kickoff Returns	No.	Yds	Avg	Lg	TD
Garner	29	590	20.3	41	0
Martin	20	388	19.4	38	0
Witherspoon	18	459	25.5	86t	1
Jones	2	46	23.0	26	0
Saxon	1	3	3.0	3	0
McCrary	1	1	1.0	1	0
<b>Eagles</b>	<b>71</b>	<b>1487</b>	<b>20.9</b>	<b>86t</b>	<b>1</b>
<b>Opponents</b>	<b>61</b>	<b>1576</b>	<b>25.8</b>	<b>70</b>	<b>0</b>

Field Goals	1-19	20-29	30-39	40-49	50+
Anderson	0/0	5/5	9/10	8/12	0/3
<b>Eagles</b>	<b>0/0</b>	<b>5/5</b>	<b>9/10</b>	<b>8/12</b>	<b>0/3</b>
<b>Opponents</b>	<b>0/0</b>	<b>10/10</b>	<b>11/14</b>	<b>7/11</b>	<b>0/2</b>

Anderson: (21G,28G) (51N,43G) (43N) (30G, 56N) (20G,43G,36G,37G,42G) (40G,43G,35G) (45N,40G) (20G,36G) (36G,37G) (52N,39G) ( ) (41N) (32N) (42G,27G,38G,42G) (48B) ( )  
Opponents: ( ) (21G,29G) (35G,21G) (35G,28G) (34G) (36G,47N,46G) (20G,21G) (62N,32N,29G) (42G,37G) (44G,48G) (37N,44G) (42N,50N) (47G,35G,37G,45G) (21G) (37G,35G,37G,35G, 47N) (40N,27G,28G,37N)



SCHEDULE & RESULTS (7-9)					
S-04	L	23-28	at NY Giants	76,130	
S-12	W	30-22	Chicago	64,890	
S-18	W	13-7	Green Bay	63,922	
O-02	W	40-8	at San Francisco	64,843	
O-09	W	21-17	Washington	63,947	
O-16	L	13-24	at Dallas	64,703	
O-24	W	21-6	Houston	65,233	
O-30	W	31-29	at Washington	53,530	
N-06	W	17-7	Arizona	64,952	
N-13	L	7-26	Cleveland	65,233	
N-20	L	6-12	at Arizona	62,779	
N-27	L	21-28	at Atlanta	60,008	
D-04	L	19-31	Dallas	65,974	
D-11	L	3-14	at Pittsburgh	55,474	
D-18	L	13-16	NY Giants	64,540	
D-24	L	30-33	at Cincinnati	39,923	

TEAM STATS	EAGLES	OPP
<b>Total First Downs</b>	<b>293</b>	<b>275</b>
Rushing	103	94
Passing	168	151
Penalty	22	30
<b>3rd Down: Made/Att</b>	<b>101/243</b>	<b>78/214</b>
3rd Down Pct.	41.6	36.4
<b>4th Down: Made/Att</b>	<b>6/17</b>	<b>4/9</b>
4th Down Pct.	35.3	44.4
<b>Possession Avg.</b>	<b>30:47</b>	<b>29:13</b>
<b>Total Net Yards</b>	<b>5125</b>	<b>4710</b>
Avg. Per Game	320.3	294.4
Total Plays	1046	981
Avg. Per Play	4.9	4.8
<b>Net Yards Rushing</b>	<b>1761</b>	<b>1616</b>
Avg. Per Game	110.1	101.0
Total Rushes	432	449
<b>Net Yards Passing</b>	<b>3364</b>	<b>3094</b>
Avg. Per Game	210.3	193.4
Sacked/Yards Lost	48/372	42/265
Gross Yards	3736	3359
Att./Completions	566/316	490/251
Completion Pct.	55.8	51.2
Had Intercepted	14	21
<b>Punts/Average</b>	<b>92/40.5</b>	<b>90/39.7</b>
<b>Net Punting Avg.</b>	<b>92/35.4</b>	<b>90/32.8</b>
<b>Penalties/Yards</b>	<b>138/1107</b>	<b>98/844</b>
<b>Fumbles/Ball Lost</b>	<b>23/12</b>	<b>29/14</b>
<b>Touchdowns</b>	<b>35</b>	<b>33</b>
Rushing	14	11
Passing	18	20
Returns	3	2

Score By Periods	Q1	Q2	Q3	Q4	OT	Pts
Eagles	48	106	81	73	0	308
Opponents	65	73	65	105	0	308

Passing	Att	Cmp	Yds	Cmp%	Y/A
Cunningham	490	265	3229	54.1	6.59
Brister	76	51	507	67.1	6.67
<b>Eagles</b>	<b>566</b>	<b>316</b>	<b>3736</b>	<b>55.8</b>	<b>6.60</b>
<b>Opponents</b>	<b>490</b>	<b>251</b>	<b>3359</b>	<b>51.2</b>	<b>6.86</b>

Scoring	TD	Ru	Pa	Rt	PAT	FG	2Pt	Pts
Murray	0	0	0	0	33-33	21-25	0	96
Walker	8	5	2	1			0	48
Barnett	5	0	5	0			0	30
Bavaro	3	0	3	0			0	18
Cunningham	3	3	0	0			0	18
Garner	3	3	0	0			0	18
Joseph	3	1	2	0			0	18
C.Williams	3	0	3	0			0	18
Hebron	2	2	0	0			0	12
M.Johnson	2	0	2	0			0	12
Bailey	1	0	1	0			0	6
G.Jackson	1	0	0	1			0	6
Zordich	1	0	0	1			0	6
Fuller (s)	0	0	0	0			0	2
<b>Eagles</b>	<b>35</b>	<b>14</b>	<b>18</b>	<b>3</b>	<b>33-33</b>	<b>21-25</b>	<b>0</b>	<b>308</b>
<b>Opponents</b>	<b>35</b>	<b>11</b>	<b>20</b>	<b>2</b>	<b>27-28</b>	<b>25-26</b>	<b>4</b>	<b>308</b>

2-Pt. Conversions: Eagles 0-2, Opponents 4-5

Rushing	No.	Yds	Avg	Lg	TD
Walker	113	528	4.7	91t	5
Garner	109	399	3.7	28t	3
Hebron	82	325	4.0	19	2
Cunningham	65	288	4.4	22	3
Joseph	60	203	3.4	34t	1
C.Williams	2	11	5.5	6	0
Brister	1	7	7.0	7	0
<b>Eagles</b>	<b>432</b>	<b>1761</b>	<b>4.1</b>	<b>91t</b>	<b>14</b>
<b>Opponents</b>	<b>449</b>	<b>1616</b>	<b>3.6</b>	<b>33</b>	<b>11</b>

Receiving	No.	Yds	Avg	Lg	TD
Barnett	78	1127	14.4	54	5
C.Williams	58	813	14.0	53	3
Walker	50	500	10.0	93	2
Joseph	43	344	8.0	35t	2
M.Johnson	21	204	9.7	22	2
Bailey	20	311	15.6	61	1
Hebron	18	137	7.6	29	0
Bavaro	17	215	12.6	27t	3
Garner	8	74	9.3	28	0
Alexander	2	1	0.5	1	0
Sydner	1	10	10.0	10	0
<b>Eagles</b>	<b>316</b>	<b>3736</b>	<b>11.8</b>	<b>93</b>	<b>18</b>
<b>Opponents</b>	<b>251</b>	<b>3359</b>	<b>13.4</b>	<b>85t</b>	<b>20</b>

TD	TD%	Int	Int%	Lg	Sk/Lost	Rat
16	3.3	13	2.7	93	43/333	74.4
2	2.6	1	1.3	53	5/39	89.1
<b>18</b>	<b>3.2</b>	<b>14</b>	<b>2.5</b>	<b>93</b>	<b>48/372</b>	<b>76.4</b>
<b>20</b>	<b>4.1</b>	<b>21</b>	<b>4.3</b>	<b>85t</b>	<b>42/265</b>	<b>69.1</b>

INTs	No.	Yds	Avg	Lg	TD
G.Jackson	6	86	14.3	55t	1
Zordich	4	39	9.8	18t	1
Allen	3	61	20.3	33	0
Romanowski	2	8	4.0	8	0
McMillian	2	2	1.0	5	0
W.Thomas	1	7	7.0	7	0
Evans	1	6	6.0	6	0
Hager	1	0	0.0	0	0
Harmon	1	0	0.0	0	0
<b>Eagles</b>	<b>21</b>	<b>209</b>	<b>10.0</b>	<b>55t</b>	<b>2</b>
<b>Opponents</b>	<b>14</b>	<b>206</b>	<b>14.7</b>	<b>94t</b>	<b>1</b>

Sacks: Fuller 9.5, Harmon 9.0, W.Thomas 6.0, Grossman 5.5, Flores 3.0, Romanowski 2.5, Townsend 2.0, Hager 1.0, Jeter 1.0, Smith 1.0, Zordich 1.0, Evans 0.5, **Eagles 42.0, Opponents 48.0**

Punting	No.	Yds	Avg	Net	TB	Lg	B
Barker	66	2696	40.8	36.3	7	67	0
Berger	25	951	38.0	31.3	2	57	0
Cunningham	1	80	80.0	80.0	0	80	0
<b>Eagles</b>	<b>92</b>	<b>3727</b>	<b>40.5</b>	<b>35.4</b>	<b>9</b>	<b>80</b>	<b>0</b>
<b>Opponents</b>	<b>90</b>	<b>3570</b>	<b>39.7</b>	<b>32.8</b>	<b>12</b>	<b>60</b>	<b>0</b>

Punt Returns	Ret	FC	Yds	Avg	Lg	TD
Sydner	40	17	381	9.5	49	0
O'Neal	1	0	0	0.0	0	0
Bailey	0	1	0	-	-	0
<b>Eagles</b>	<b>41</b>	<b>18</b>	<b>381</b>	<b>9.3</b>	<b>49</b>	<b>0</b>
<b>Opponents</b>	<b>47</b>	<b>17</b>	<b>286</b>	<b>6.1</b>	<b>68t</b>	<b>1</b>

Kickoff Returns	No.	Yds	Avg	Lg	TD
Walker	21	581	27.7	94t	1
Hebron	21	443	21.1	33	0
Sydner	20	392	19.6	34	0
O.Smith	1	14	14.0	14	0
Joseph	1	11	11.0	11	0
M.Johnson	1	0	0.0	0	0
O'Neal	1	0	0.0	0	0
Zordich	1	0	0.0	0	0
<b>Eagles</b>	<b>67</b>	<b>1441</b>	<b>21.5</b>	<b>94t</b>	<b>1</b>
<b>Opponents</b>	<b>64</b>	<b>1425</b>	<b>22.3</b>	<b>68</b>	<b>0</b>

Field Goals	1-19	20-29	30-39	40-49	50+
Murray	1/1	8/8	10/10	2/6	0/0
<b>Eagles</b>	<b>1/1</b>	<b>8/8</b>	<b>10/10</b>	<b>2/6</b>	<b>0/0</b>
<b>Opponents</b>	<b>3/3</b>	<b>9/9</b>	<b>5/5</b>	<b>5/5</b>	<b>3/4</b>

**Murray:** (21G,39G,36G) (41G,29G,33G) (26G,26G) (36G) ( ) ( ) (49N,42N,30G) (42N,36G) ( ) (26G,30G) ( ) (22G,19G) (21G) (32G,42G,44N) (36G,23G,35G)  
**Opponents:** ( ) ( ) ( ) (47G) (37G) (21G,24G) (54G,23G,40G) (52N) (35G,41G,22G,36G) (24G,24G,24G,39G) (50G,40G) (19G) ( ) (47G,19G,18G) (28G,36G,22G,54G)







SCHEDULE & RESULTS (11-5)					
S-06	W	15-13	New Orleans	65,513	
S-13	W	31-14	at Phoenix	42,533	
S-20	W	30-0	Denver	65,833	
O-05	W	31-7	Dallas	66,572	
O-11	L	17-24	at Kansas City	76,626	
O-18	L	12-16	at Washington	56,380	
O-25	W	7-3	Phoenix	64,676	
N-01	L	10-20	at Dallas	65,012	
N-08	W	31-10	L.A. Raiders	65,388	
N-15	L	24-27	at Green Bay (Mil)	52,689	
N-22	W	47-34	at NY Giants	68,153	
N-29	L	14-20	at San Francisco	64,374	
D-06	W	28-17	Minnesota	65,280	
D-13	W	20-17	at Seattle (OT)	47,492	
D-20	W	17-13	Washington	65,841	
D-27	W	20-10	NY Giants	64,266	
<b>NFC WILD CARD</b>					
J-03	W	36-20	at New Orleans	68,893	
<b>NFC DIVISIONAL PLAYOFF</b>					
J-10	L	10-34	at Dallas	63,721	

TEAM STATS	EAGLES	OPP
<b>Total First Downs</b>	<b>292</b>	<b>242</b>
Rushing	138	73
Passing	138	146
Penalty	16	23
<b>3rd Down: Made/Att</b>	<b>80/208</b>	<b>74/222</b>
3rd Down Pct.	38.5	33.3
<b>4th Down: Made/Att</b>	<b>7/14</b>	<b>13/20</b>
4th Down Pct.	50.0	65.0
<b>Possession Avg.</b>	<b>31:47</b>	<b>28:13</b>
<b>Total Net Yards</b>	<b>4980</b>	<b>4402</b>
Avg. Per Game	311.3	275.1
Total Plays	1009	959
Avg. Per Play	4.9	4.6
<b>Net Yards Rushing</b>	<b>2388</b>	<b>1481</b>
Avg. Per Game	149.3	92.6
Total Rushes	516	386
<b>Net Yards Passing</b>	<b>2592</b>	<b>2921</b>
Avg. Per Game	162.0	182.6
Sacked/Yards Lost	64/462	55/395
Gross Yards	3054	3316
Att./Completions	429/255	517/263
Completion Pct.	59.4	50.9
Had Intercepted	13	24
<b>Punts/Average</b>	<b>82/42.2</b>	<b>85/41.5</b>
<b>Net Punting Avg.</b>	<b>36.9</b>	<b>34.3</b>
<b>Penalties/Yards</b>	<b>101/807</b>	<b>86/683</b>
<b>Fumbles/Ball Lost</b>	<b>25/15</b>	<b>27/13</b>
<b>Touchdowns</b>	<b>44</b>	<b>26</b>
Rushing	19	4
Passing	20	20
Returns	5	2

Score By Periods	Q1	Q2	Q3	Q4	OT	Pts
Eagles	45	109	89	108	3	354
Opponents	47	87	30	81	0	245

Passing	Att	Cmp	Yds	Cmp%	Y/A	TD	TD%	Int	Int%	Lg	Sk/Lost	Rat
Cunningham	384	233	2775	60.7	7.23	19	4.9	11	2.9	75t	60/437	87.3
McMahon	43	22	279	51.2	6.49	1	2.3	2	4.7	42t	4/25	60.1
Byars	1	0	0	0.0	0.0	0	0.0	0	0.0	--	0/0	39.6
Walker	1	0	0	0.0	0.0	0	0.0	0	0.0	--	0/0	39.6
<b>Eagles</b>	<b>429</b>	<b>255</b>	<b>3054</b>	<b>59.4</b>	<b>7.12</b>	<b>20</b>	<b>4.7</b>	<b>13</b>	<b>3.0</b>	<b>75t</b>	<b>64/462</b>	<b>84.2</b>
<b>Opponents</b>	<b>517</b>	<b>263</b>	<b>3316</b>	<b>50.9</b>	<b>6.41</b>	<b>20</b>	<b>3.9</b>	<b>24</b>	<b>4.6</b>	<b>74t</b>	<b>56/395</b>	<b>64.8</b>

Scoring	TD	Ru	Pa	Rt	PAT	FG	2Pt	Pts
Ruzek	0	0	0	0	40-44	16-25	0	88
Walker	10	8	2	0			0	60
C.Williams	7	0	7	0			0	42
Barnett	6	0	6	0			0	36
Sherman	6	5	1	0			0	36
Cunningham	5	5	0	0			0	30
Byars	3	1	2	0			0	18
Beach	2	0	2	0			0	12
Joyner	2	0	0	2			0	12
Rose	1	0	0	1			0	6
Sikahema	1	0	0	1			0	6
White	1	0	0	1			0	6
Team (s)	0	0	0	0			0	2
<b>Eagles</b>	<b>44</b>	<b>19</b>	<b>20</b>	<b>5</b>	<b>40-44</b>	<b>16-25</b>	<b>0</b>	<b>354</b>
<b>Opponents</b>	<b>26</b>	<b>4</b>	<b>20</b>	<b>2</b>	<b>26-26</b>	<b>21-32</b>	<b>0</b>	<b>245</b>

Rushing	No.	Yds	Avg	Lg	TD
Walker	267	1070	4.0	38	8
Sherman	112	583	5.2	34	5
Cunningham	87	549	6.3	30	5
Byars	41	176	4.3	23	1
McMahon	6	23	3.8	11	0
Sikahema	2	2	1.0	1	0
Barnett	1	-15	-15.0	-15	0
<b>Eagles</b>	<b>516</b>	<b>2388</b>	<b>4.6</b>	<b>38</b>	<b>19</b>
<b>Opponents</b>	<b>386</b>	<b>1481</b>	<b>3.8</b>	<b>51</b>	<b>4</b>

Receiving	No.	Yds	Avg	Lg	TD
Barnett	67	1083	16.2	71t	6
Byars	56	503	9.0	46	2
C.Williams	42	598	14.2	49t	7
Walker	38	278	7.3	41	2
Sherman	18	219	12.2	75t	1
Sikahema	13	142	10.9	22	0
Green	8	105	13.1	21	0
Beach	8	75	9.4	16	2
F.Dixon	3	36	12.0	19	0
M.Johnson	2	16	8.0	13	0
<b>Eagles</b>	<b>255</b>	<b>3054</b>	<b>12.0</b>	<b>75t</b>	<b>20</b>
<b>Opponents</b>	<b>263</b>	<b>3316</b>	<b>12.6</b>	<b>74t</b>	<b>20</b>

INTs	No.	Yds	Avg	Lg	TD
Joyner	4	88	22.0	43t	2
Evans	4	76	19.0	43	0
Allen	4	49	12.3	36	0
Booty	3	22	7.3	22	0
Hopkins	3	6	2.0	4	0
W.Thomas	2	4	2.0	4	0
Miano	1	39	39.0	39	0
Waters	1	23	23.0	23	0
McMillian	1	0	0.0	0	0
O.Smith	1	0	0.0	0	0
<b>Eagles</b>	<b>24</b>	<b>307</b>	<b>12.8</b>	<b>49</b>	<b>2</b>
<b>Opponents</b>	<b>13</b>	<b>77</b>	<b>5.9</b>	<b>30</b>	<b>0</b>

Sacks: Simmons 19.0, White 14.0, Harmon 7.5, Joyner 7.0, Pitts 4.0, Golic 2.0, W.Thomas 1.5, Eagles 55.0, Opponents 64.0

Punting	No.	Yds	Avg	Net	TB	Lg	B
Feagles	82	3459	42.2	36.9	7	68	0
<b>Eagles</b>	<b>82</b>	<b>3459</b>	<b>42.2</b>	<b>36.9</b>	<b>7</b>	<b>68</b>	<b>0</b>
<b>Opponents</b>	<b>85</b>	<b>3531</b>	<b>41.5</b>	<b>34.3</b>	<b>3</b>	<b>66</b>	<b>1</b>

Punt Returns	Ret	FC	Yds	Avg	Lg	TD
Sikahema	40	10	503	12.6	87t	1
Sydney	7	5	52	7.4	17	0
<b>Eagles</b>	<b>47</b>	<b>15</b>	<b>555</b>	<b>11.8</b>	<b>87t</b>	<b>1</b>
<b>Opponents</b>	<b>36</b>	<b>20</b>	<b>295</b>	<b>8.2</b>	<b>47</b>	<b>0</b>

Kickoff Returns	No.	Yds	Avg	Lg	TD
Sikahema	26	528	20.3	41	0
Sydney	17	368	21.6	45	0
Walker	3	69	23.0	34	0
Booty	1	11	11.0	11	0
Brooks	1	11	11.0	11	0
<b>Eagles</b>	<b>48</b>	<b>987</b>	<b>20.6</b>	<b>45</b>	<b>0</b>
<b>Opponents</b>	<b>53</b>	<b>1027</b>	<b>19.4</b>	<b>92t</b>	<b>1</b>

Field Goals	1-19	20-29	30-39	40-49	50+
Ruzek	2/2	3/3	4/6	6/13	1/1
<b>Eagles</b>	<b>2/2</b>	<b>3/3</b>	<b>4/6</b>	<b>6/13</b>	<b>1/1</b>
<b>Opponents</b>	<b>1/1</b>	<b>8/10</b>	<b>8/11</b>	<b>4/10</b>	<b>0/0</b>

Ruzek: (18G) (33G) (50G,27G,35G) (40G) (49G,39N,43B) (39G) (46N,42N) (18G) (24G) (34G) ( ) ( ) (40N) (42G,34B,44G) (45N,47N,23G) (40B,45G,46G)  
 Opponents: (39G,31G,41N) (48N) (49N,33N) (48N) (20G) (32N,18G,21G,28G) (24N,34G) (42N,38N,35G,48G) (22G) (31G,41G) (35G,44G) (22G,28N,28G) (42N,32G) (39G) (29G,41G) (20G)



SCHEDULE & RESULTS (10-6)					
S-01	W	20-3	at Green Bay	58,991	
S-08	L	10-26	Phoenix	63,818	
S-15	W	24-0	at Dallas	62,656	
S-22	W	23-14	Pittsburgh	65,511	
S-30	L	0-23	at Washington	55,198	
O-06	L	13-14	at Tampa Bay	41,219	
O-13	L	6-13	New Orleans	64,224	
O-27	L	7-23	San Francisco	65,796	
N-04	W	30-7	NY Giants	65,816	
N-10	W	32-30	at Cleveland	72,086	
N-17	W	17-10	Cincinnati	63,189	
N-24	W	34-14	at Phoenix	37,307	
D-02	W	13-6	at Houston	62,141	
D-08	W	19-14	at NY Giants	76,099	
D-15	L	13-25	Dallas	65,854	
D-22	W	24-22	Washington	58,988	

TEAM STATS	EAGLES	OPP
<b>Total First Downs</b>	<b>249</b>	<b>206</b>
Rushing	86	53
Passing	142	133
Penalty	21	20
<b>3rd Down: Made/Att</b>	<b>73/223</b>	<b>62/208</b>
3rd Down Pct.	32.7	29.8
<b>4th Down: Made/Att</b>	<b>8/13</b>	<b>2/13</b>
4th Down Pct.	61.5	15.4
<b>Possession Avg.</b>	<b>33:25</b>	<b>26:35</b>
<b>Total Net Yards</b>	<b>4302</b>	<b>3549</b>
Avg. Per Game	268.9	221.8
Total Plays	1004	905
Avg. Per Play	4.3	3.9
<b>Net Yards Rushing</b>	<b>1396</b>	<b>1136</b>
Avg. Per Game	87.3	71.0
Total Rushes	446	383
<b>Net Yards Passing</b>	<b>2906</b>	<b>2413</b>
Avg. Per Game	181.6	150.8
Sacked/Yards Lost	45/263	55/394
Gross Yards	3169	2807
Att./Completions	513/285	467/206
Completion Pct.	55.6	44.1
Had Intercepted	27	26
<b>Punts/Average</b>	<b>88/41.4</b>	<b>86/42.7</b>
<b>Net Punting Avg.</b>	<b>34.0</b>	<b>37.4</b>
<b>Penalties/Yards</b>	<b>111/839</b>	<b>105/881</b>
<b>Fumbles/Ball Lost</b>	<b>34/16</b>	<b>43/22</b>
<b>Touchdowns</b>	<b>29</b>	<b>24</b>
Rushing	8	4
Passing	17	16
Returns	4	4

Score By Periods	Q1	Q2	Q3	Q4	OT	Pts
Eagles	41	109	53	82	0	285
Opponents	72	71	38	63	0	244

Passing	Att	Cmp	Yds	Cmp%	Y/A	TD	TD%	Int	Int%	Lg	Sk/Lost	Rat
McMahon	311	187	2239	60.1	7.20	12	3.9	11	3.5	75t	21/128	80.3
Kemp	114	57	546	50.0	4.79	5	4.4	5	4.4	57	12/61	60.1
Goebel	56	30	267	53.6	4.77	0	0.0	6	10.7	26	6/37	27.0
Ryan	26	10	98	38.5	3.77	0	0.0	4	15.4	32	4/21	10.3
Cunningham	4	1	19	25.0	4.8	0	0.0	0	0.0	19	2/16	46.9
Byars	2	0	0	0.0	0.0	0	0.0	1	50.0	--	0/0	0.0
<b>Eagles</b>	<b>513</b>	<b>285</b>	<b>3169</b>	<b>55.6</b>	<b>6.18</b>	<b>17</b>	<b>3.3</b>	<b>27</b>	<b>5.3</b>	<b>75t</b>	<b>45/263</b>	<b>63.2</b>
<b>Opponents</b>	<b>467</b>	<b>206</b>	<b>2807</b>	<b>44.1</b>	<b>6.01</b>	<b>16</b>	<b>3.4</b>	<b>26</b>	<b>5.6</b>	<b>75</b>	<b>55/394</b>	<b>52.1</b>

Scoring	TD	Ru	Pa	Rt	PAT	FG	2Pt	Pts
Ruzek	0	0	0	0	27-29	28-33	0	111
Kei.Jackson	5	0	5	0			0	30
Barnett	4	0	4	0			0	24
Byars	4	1	3	0			0	24
Joseph	3	3	0	0			0	18
Williams	3	0	3	0			0	18
Drummond	2	2	0	0			0	12
M.Johnson	2	0	2	0			0	12
Joyner	2	0	0	2			0	12
McMahan	1	1	0	0			0	6
Senders	1	1	0	0			0	6
Simmons	1	0	0	1			0	6
O.Smith	1	0	0	1			0	6
<b>Eagles</b>	<b>29</b>	<b>8</b>	<b>17</b>	<b>4</b>	<b>27-29</b>	<b>28-33</b>	<b>0</b>	<b>285</b>
<b>Opponents</b>	<b>24</b>	<b>4</b>	<b>16</b>	<b>4</b>	<b>23-24</b>	<b>25-33</b>	<b>0</b>	<b>244</b>

Rushing	No.	Yds	Avg	Lg	TD
Joseph	135	440	3.3	24	3
Byars	94	383	4.1	28	1
Sherman	106	279	2.6	12	0
Kemp	16	73	4.6	18	0
Sanders	54	122	2.3	16	1
McMahon	22	55	2.5	12	1
Drummond	12	27	2.3	7	2
Ken.Jackson	1	18	18.0	18	0
Goebel	1	2	2.0	2	0
Barnett	1	0	0.0	0	0
Feagles	3	-1	-0.3	11	0
Ryan	1	-2	-2.0	-2	0
<b>Eagles</b>	<b>446</b>	<b>1396</b>	<b>3.1</b>	<b>28</b>	<b>8</b>
<b>Opponents</b>	<b>383</b>	<b>1136</b>	<b>3.0</b>	<b>34</b>	<b>4</b>

Receiving	No.	Yds	Avg	Lg	TD
Barnett	62	948	15.3	75t	4
Byars	62	564	9.1	37	3
Kei.Jackson	48	569	11.9	73t	5
Williams	33	326	9.9	30	3
Green	29	364	12.6	42	0
Sherman	14	59	4.2	11	0
Joseph	10	64	6.4	13	0
Sanders	8	62	7.8	14	0
Shuler	6	91	15.2	21	0
M.Johnson	6	70	11.7	31t	2
Ken.Jackson	4	29	7.3	9	0
Harris	2	28	14.0	22	0
McMahon	1	-5	-5.0	-5	0
<b>Eagles</b>	<b>285</b>	<b>3169</b>	<b>11.1</b>	<b>75t</b>	<b>17</b>
<b>Opponents</b>	<b>206</b>	<b>2807</b>	<b>13.6</b>	<b>75</b>	<b>16</b>

INTs	No.	Yds	Avg	Lg	TD
Hopkins	5	26	5.2	14	0
Allen	5	20	4.0	8	0
Joyner	3	41	13.7	41	0
Miano	3	30	10.0	18	0
O.Smith	2	74	37.0	74t	1
Evans	2	46	23.0	31	0
B.Smith	2	6	3.0	6	0
Booty	1	24	24.0	24	0
Golic	1	13	13.0	13	0
Waters	1	0	0.0	0	0
White	1	0	0.0	0	0
<b>Eagles</b>	<b>26</b>	<b>280</b>	<b>10.8</b>	<b>74t</b>	<b>1</b>
<b>Opponents</b>	<b>27</b>	<b>432</b>	<b>16.0</b>	<b>59</b>	<b>2</b>

Punting	No.	Yds	Avg	Net	TB	Lg	B
Feagles	87	3640	41.8	34.0	11	77	1
<b>Eagles</b>	<b>88</b>	<b>3640</b>	<b>41.4</b>	<b>34.0</b>	<b>11</b>	<b>77</b>	<b>1</b>
<b>Opponents</b>	<b>86</b>	<b>3670</b>	<b>42.7</b>	<b>37.4</b>	<b>2</b>	<b>65</b>	<b>1</b>

Sacks: White 15.0, Simmons 13.0, Brown 9.0, Joyner 6.5, Golic 2.5, Hopkins 2.0, Pitts 2.0, W.Thomas 2.0, Booty 1.0, Jenkins 1.0, **Eagles 55.0, Opponents 45.0**

Punt Returns	Ret	FC	Yds	Avg	Lg	TD
Harris	53	9	416	7.8	40	0
<b>Eagles</b>	<b>53</b>	<b>9</b>	<b>416</b>	<b>7.8</b>	<b>40</b>	<b>0</b>
<b>Opponents</b>	<b>42</b>	<b>11</b>	<b>431</b>	<b>10.3</b>	<b>85t</b>	<b>1</b>

Kickoff Returns	No.	Yds	Avg	Lg	TD
Harris	28	473	16.9	33	0
Sanders	10	160	16.0	31	0
Green	5	70	14.0	21	0
Sherman	4	61	15.3	20	0
<b>Eagles</b>	<b>47</b>	<b>764</b>	<b>16.3</b>	<b>33</b>	<b>0</b>
<b>Opponents</b>	<b>60</b>	<b>1146</b>	<b>19.1</b>	<b>51</b>	<b>0</b>

Field Goals	1-19	20-29	30-39	40-49	50+
Ruzek	2/2	8/8	9/10	8/10	1/3
<b>Eagles</b>	<b>2/2</b>	<b>8/8</b>	<b>9/10</b>	<b>8/10</b>	<b>1/3</b>
<b>Opponents</b>	<b>0/0</b>	<b>7/7</b>	<b>8/10</b>	<b>6/11</b>	<b>4/5</b>

**Ruzek:** (37G,40G) (47G,47N) (42G,55N) (27G,34G,20G) (118G,45G) (48G,41G) (37N) (38G,36G,25G) (21G,37G,24G,19G) (42N,37G) (23G,29G) (46G,21G,51G,36G) (37G,51N,47G) (38G) **Opponents:** (21G) (52G,28G,22G,42G) (1) (37G,35G,45N,27G) (32N) (36G,43N,26G) (45G,25G,50G) (50G) (38G) (43N) (42G,47G) (44N,32N) (50G,55N,32G,37G) (21G,47G,47G,38G,49N,35G)



SCHEDULE & RESULTS (10-6)					
S-09	L	20-27	at NY Giants	76,202	
S-16	L	21-23	Phoenix	64,396	
S-23	W	27-21	at LA Rams	63,644	
S-30	L	23-24	Indianapolis	62,067	
O-15	W	32-24	Minnesota	66,296	
O-21	L	7-13	at Washington	53,567	
O-28	W	21-20	at Dallas	62,605	
N-04	W	48-20	New England	65,514	
N-12	W	28-14	Washington	65,857	
N-18	W	24-23	at Atlanta	53,755	
N-25	W	31-13	NY Giants	66,706	
D-02	L	23-30	at Buffalo	79,320	
D-09	L	20-23	at Miami (OT)	67,034	
D-16	W	31-0	Green Bay	65,627	
D-23	W	17-3	Dallas	63,895	
D-29	W	23-21	at Phoenix	31,796	
<b>NFC WILD CARD</b>					
J-05	L	6-20	Washington	65,287	

TEAM STATS	EAGLES	OPP
<b>Total First Downs</b>	<b>325</b>	<b>251</b>
Rushing	132	59
Passing	170	169
Penalty	23	23
<b>3rd Down: Made/Att</b>	<b>90/218</b>	<b>68/217</b>
3rd Down Pct.	41.3	31.3
<b>4th Down: Made/Att</b>	<b>9/12</b>	<b>8/18</b>
4th Down Pct.	75.0	44.4
<b>Possession Avg.</b>	<b>33:19</b>	<b>26:41</b>
<b>Total Net Yards</b>	<b>5700</b>	<b>4660</b>
Avg. Per Game	356.3	291.3
Total Plays	1069	948
Avg. Per Play	5.3	4.9
<b>Net Yards Rushing</b>	<b>2556</b>	<b>1169</b>
Avg. Per Game	159.8	73.1
Total Rushes	540	337
<b>Net Yards Passing</b>	<b>3144</b>	<b>3491</b>
Avg. Per Game	196.5	218.2
Sacked/Yards Lost	50/438	45/280
Gross Yards	3582	3771
Att./Completions	479/281	566/273
Completion Pct.	58.7	48.2
Had Intercepted	13	19
<b>Punts/Average</b>	<b>74/40.9</b>	<b>86/40.3</b>
<b>Net Punting Avg.</b>	<b>35.5</b>	<b>34.4</b>
<b>Penalties/Yards</b>	<b>120/981</b>	<b>94/706</b>
<b>Fumbles/Ball Lost</b>	<b>32/15</b>	<b>32/11</b>
<b>Touchdowns</b>	<b>48</b>	<b>33</b>
Rushing	10	9
Passing	34	23
Returns	4	1

Score By Periods	Q1	Q2	Q3	Q4	OT	Pts
Eagles	84	104	67	141	0	396
Opponents	71	81	40	104	3	299

Passing	Att	Cmp	Yds	Cmp%	Y/A
Cunningham	465	271	3466	58.3	7.45
McMahon	9	6	63	66.7	7.00
Byars	4	4	53	100.0	13.25
Feagles	1	0	0	0.0	0.00
<b>Eagles</b>	<b>479</b>	<b>281</b>	<b>3582</b>	<b>58.7</b>	<b>7.48</b>
<b>Opponents</b>	<b>566</b>	<b>273</b>	<b>3771</b>	<b>48.2</b>	<b>6.66</b>

Scoring	TD	Ru	Pa	Rt	PAT	FG	2Pt	Pts
Ruzek	0	0	0	0	45-48	21-29	0	108
C.Williams	9	0	9	0			0	54
Barnett	8	0	8	0			0	48
Kei.Jackson	6	0	6	0			0	36
Cunningham	5	5	0	0			0	30
Sherman	4	1	3	0			0	24
Toney	4	1	3	0			0	24
Byars	3	0	3	0			0	18
Allen	1	0	0	1			0	6
Drummond	1	1	0	0			0	6
Evans	1	0	0	1			0	6
Frizzell	1	0	0	1			0	6
Hargrove	1	0	1	0			0	6
Quick	1	0	1	0			0	6
Sanders	1	1	0	0			0	6
Simmons	1	0	0	1			0	6
Vick	1	1	0	0			0	6
<b>Eagles</b>	<b>48</b>	<b>10</b>	<b>34</b>	<b>4</b>	<b>45-48</b>	<b>21-29</b>	<b>0</b>	<b>396</b>
<b>Opponents</b>	<b>33</b>	<b>9</b>	<b>23</b>	<b>1</b>	<b>32-33</b>	<b>23-32</b>	<b>0</b>	<b>299</b>

Rushing	No.	Yds	Avg	Lg	TD
Cunningham	118	942	8.0	52t	5
Sherman	164	685	4.2	36	1
Toney	132	452	3.4	20	1
Sanders	56	208	3.7	39	1
Byars	37	141	3.8	23	0
Vick	16	58	3.6	17	1
Drummond	8	33	4.1	9	1
C.Williams	2	20	10.0	18	0
Barnett	2	13	6.5	12	0
Feagles	2	3	1.5	3	0
McMahon	3	1	0.3	3	0
<b>Eagles</b>	<b>540</b>	<b>2556</b>	<b>4.7</b>	<b>52t</b>	<b>10</b>
<b>Opponents</b>	<b>337</b>	<b>1169</b>	<b>3.5</b>	<b>51</b>	<b>9</b>

Receiving	No.	Yds	Avg	Lg	TD
Byars	81	819	10.1	54	3
Kei.Jackson	50	670	13.4	37t	6
C.Williams	37	602	16.3	45t	9
Barnett	36	721	20.0	95t	8
Sherman	23	167	7.3	26	3
Shuler	18	190	10.6	25	0
Toney	17	133	7.8	32	3
Quick	9	135	15.0	39	1
Drummond	5	39	7.8	29	0
Sanders	2	20	10.0	12	0
Ken.Jackson	1	43	43.0	43	0
Hargrove	1	34	34.0	34t	1
LeBel	1	9	9.0	9	0
<b>Eagles</b>	<b>281</b>	<b>3582</b>	<b>12.7</b>	<b>95t</b>	<b>34</b>
<b>Opponents</b>	<b>273</b>	<b>3771</b>	<b>13.8</b>	<b>78t</b>	<b>23</b>

TD	TD%	Int	Int%	Lg	Sk/Lost	Rat
30	6.5	13	2.8	95t	49/431	91.6
0	0.0	0	0.0	21	1/7	86.8
4	100.0	0	0.0	18t	0/0	158.3
0	0.0	0	0.0	0	0/0	39.6
<b>34</b>	<b>7.1</b>	<b>13</b>	<b>2.7</b>	<b>95t</b>	<b>50/438</b>	<b>94.5</b>
<b>23</b>	<b>4.1</b>	<b>19</b>	<b>3.4</b>	<b>78t</b>	<b>45/280</b>	<b>69.6</b>

INTs	No.	Yds	Avg	Lg	TD
Hopkins	5	45	9.0	21	0
Frizzell	3	91	30.3	37	1
Allen	3	37	12.3	35t	1
B.Smith	3	1	0.3	1	0
Evans	1	48	48.0	48	0
White	1	33	33.0	33	0
Golic	1	12	12.0	12	0
Joyner	1	9	9.0	9	0
Hoage	1	0	0.0	0	0
<b>Eagles</b>	<b>19</b>	<b>271</b>	<b>14.3</b>	<b>42</b>	<b>3</b>
<b>Opponents</b>	<b>13</b>	<b>88</b>	<b>6.8</b>	<b>38</b>	<b>0</b>

**Sacks:** White 14.0, Simmons 8.0, Joyner 7.5, Small 3.5, Pitts 3.0, Hopkins 2.0, Golic 2.0, J.Brown 1.0, Chapura 1.0, Evans 1.0, Frizzell 1.0, Hoage 1.0  
**Eagles 45.0, Opponents 50.0**

Punting	No.	Yds	Avg	Net	TB	Lg	B
Feagles	72	3026	42.0	35.5	3	60	2
<b>Eagles</b>	<b>74</b>	<b>3026</b>	<b>40.9</b>	<b>35.5</b>	<b>3</b>	<b>60</b>	<b>2</b>
<b>Opponents</b>	<b>86</b>	<b>3470</b>	<b>40.3</b>	<b>34.4</b>	<b>10</b>	<b>59</b>	<b>0</b>

Punt Returns	Ret	FC	Yds	Avg	Lg	TD
R.Harris	16	2	151	9.4	30	0
Hargrove	12	2	83	6.9	13	0
Edwards	8	7	60	7.5	13	0
Bellamy	2	0	22	11.0	22	0
C.Williams	2	0	-1	-0.5	0	0
<b>Eagles</b>	<b>40</b>	<b>11</b>	<b>315</b>	<b>7.9</b>	<b>30</b>	<b>0</b>
<b>Opponents</b>	<b>37</b>	<b>19</b>	<b>338</b>	<b>9.1</b>	<b>68t</b>	<b>1</b>

Kickoff Returns	No.	Yds	Avg	Lg	TD
Hargrove	19	341	17.9	30	0
Sanders	15	299	19.9	37	0
Ken.Jackson	6	125	20.8	30	0
Barnett	4	65	16.3	22	0
R.Harris	1	44	44.0	44	0
Edwards	3	36	12.0	14	0
Vick	2	22	11.0	13	0
Bellamy	1	17	17.0	17	0
Jenkins	1	14	14.0	14	0
Allen	1	2	2.0	2	0
Hager	1	0	0.0	0	0
<b>Eagles</b>	<b>54</b>	<b>965</b>	<b>17.9</b>	<b>44</b>	<b>0</b>
<b>Opponents</b>	<b>74</b>	<b>1408</b>	<b>19.0</b>	<b>40</b>	<b>0</b>

Field Goals	1-19	20-29	30-39	40-49	50+
Ruzek	2/2	5/7	9/12	4/7	1/1
<b>Eagles</b>	<b>2/2</b>	<b>5/7</b>	<b>9/12</b>	<b>4/7</b>	<b>1/1</b>
<b>Opponents</b>	<b>0/0</b>	<b>4/4</b>	<b>7/8</b>	<b>10/15</b>	<b>2/5</b>

**Ruzek:** (37G,29G ) () (43G,36N,18G)  
 (22G,49N,44G,31G) (38G,30G,29G,19G) (28N,40N)  
 () (27G,34G) () (46G) (39G) (32G) (39N,53G,33G)  
 (22N,34G,37N) (47N,29G) (44G)  
**Opponents:** (38G,46G) (25G,50G,42G) (48N) (41G)  
 (33G) (51N,48N,41N,50N,33G,39G) (43G,43G,  
 51N) (39G,49N,44G) () (53G,46G,28G) () (43G,  
 21G,45G,36N) (24G,34G,39G) (47N) (46G) ()



SCHEDULE & RESULTS (11-5)					
S-10	W	31-7	Seattle	64,287	
S-17	W	42-37	at Washington	53,493	
S-24	L	28-38	San Francisco	66,042	
O-02	L	13-27	at Chicago	66,625	
O-08	W	21-19	NY Giants	65,688	
O-15	W	17-5	at Phoenix	42,620	
O-22	W	10-7	LA Raiders	64,019	
O-29	W	28-24	at Denver	75,065	
N-05	L	17-20	at San Diego	47,019	
N-12	L	3-10	Washington	65,443	
N-19	W	10-9	Minnesota	65,944	
N-23	W	27-0	at Dallas	54,444	
D-03	W	24-17	at NY Giants	74,809	
D-10	W	20-10	Dallas	59,842	
D-18	L	20-30	at New Orleans	59,218	
D-24	W	31-14	Phoenix	43,287	
<b>NFC WILD CARD</b>					
D-31	L	7-21	LA Rams	57,869	

TEAM STATS	EAGLES	OPP
<b>Total First Downs</b>	<b>321</b>	<b>281</b>
Rushing	120	81
Passing	171	171
Penalty	30	29
<b>3rd Down: Made/Att</b>	<b>97/246</b>	<b>79/217</b>
3rd Down Pct.	39.4	36.4
<b>4th Down: Made/Att</b>	<b>6/13</b>	<b>5/15</b>
4th Down Pct.	46.2	33.3
<b>Possession Avg.</b>	<b>30:43</b>	<b>29:17</b>
<b>Total Net Yards</b>	<b>5320</b>	<b>4894</b>
Avg. Per Game	332.5	305.9
Total Plays	1123	1017
Avg. Per Play	4.7	4.8
<b>Net Yards Rushing</b>	<b>2208</b>	<b>1605</b>
Avg. Per Game	138.0	100.3
Total Rushes	540	426
<b>Net Yards Passing</b>	<b>3112</b>	<b>3289</b>
Avg. Per Game	194.5	205.6
Sacked/Yards Lost	45/343	62/424
Gross Yards	3455	3713
Att./Completions	538/294	529/258
Completion Pct.	54.6	48.8
Had Intercepted	16	30
<b>Punts/Average</b>	<b>87/39.0</b>	<b>85/42.0</b>
<b>Net Punting Avg.</b>	<b>35.3</b>	<b>35.5</b>
<b>Penalties/Yards</b>	<b>114/938</b>	<b>118/956</b>
<b>Fumbles/Ball Lost</b>	<b>43/16</b>	<b>44/26</b>
<b>Touchdowns</b>	<b>40</b>	<b>33</b>
Rushing	14	6
Passing	23	26
Returns	3	1

Score By Periods	Q1	Q2	Q3	Q4	OT	Pts
Eagles	84	104	67	141	0	396
Opponents	71	81	40	104	3	299

Passing	Att	Cmp	Yds	Cmp%	Y/A
Cunningham	532	290	3400	54.5	6.39
Cavanaugh	5	3	33	60.0	6.60
Ruzek	1	1	22	100.0	22.00
<b>Eagles</b>	<b>538</b>	<b>294</b>	<b>3455</b>	<b>54.6</b>	<b>6.42</b>
<b>Opponents</b>	<b>529</b>	<b>258</b>	<b>3713</b>	<b>48.8</b>	<b>7.02</b>

Scoring	TD	Ru	Pa	Rt	PAT	FG	2Pt	Pts
Carter	11	0	11	0			0	66
Zendejas	0	0	0	0	23/23	9/15	0	50
Ruzek	0	0	0	0	14/14	8/11	0	38
Byars	5	5	0	0			0	30
Cunningham	4	4	0	0			0	24
Kei.Jackson	3	0	3	0			0	18
Toney	3	3	0	0			0	18
DeLine	0	0	0	0	3/3	3/7	0	12
Garrity	2	0	2	0			0	12
Giles	2	0	2	0			0	12
Quick	2	0	2	0			0	12
Sherman	2	2	0	0			0	12
Drummond	1	0	1	0			0	6
Everett	1	1	0	0			0	6
R.Johnson	1	0	1	0			0	6
Little	1	0	1	0			0	6
Simmons	1	0	0	1			0	6
Waters	1	0	0	1			0	6
A.Harris (s)	0	0	0	0			0	2
<b>Eagles</b>	<b>40</b>	<b>14</b>	<b>23</b>	<b>3</b>	<b>40/40</b>	<b>20/33</b>	<b>0</b>	<b>342</b>
<b>Opponents</b>	<b>33</b>	<b>6</b>	<b>26</b>	<b>1</b>	<b>30/33</b>	<b>14/26</b>	<b>0</b>	<b>274</b>

Rushing	No.	Yds	Avg	Lg	TD
Cunningham	104	621	6.0	51	4
Toney	172	582	3.4	44	3
Byars	133	452	3.4	16t	5
Higgs	49	184	3.8	13	0
Sherman	40	177	4.4	37	2
Drummond	32	127	4.0	16	0
Reichenbach	1	30	30.0	30	0
Teltschik	1	23	23.0	23	0
Carter	2	16	8.0	11	0
Runager	2	5	2.5	5	0
R.Johnson	1	3	3.0	3	0
Cavanaugh	2	-3	-1.5	0	0
Carson 1	1	-9	-9.0	-9	0
<b>Eagles</b>	<b>540</b>	<b>2208</b>	<b>4.1</b>	<b>51</b>	<b>14</b>
<b>Opponents</b>	<b>426</b>	<b>1605</b>	<b>3.8</b>	<b>58</b>	<b>6</b>

Receiving	No.	Yds	Avg	Lg	TD
Byars	68	721	10.6	60	0
Kei.Jackson	63	648	10.3	33	3
Carter	45	605	13.4	42	11
R.Johnson	20	295	14.8	34	1
Toney	19	124	6.5	15	0
Drummond	17	180	10.6	21	1
Giles	16	225	14.1	66t	2
Quick	13	228	17.5	40	2
Garrity	13	209	16.1	31	2
Sherman	8	85	10.6	17	0
H.Williams	4	32	8.0	11	0
Higgs	3	9	3.0	8	0
Edwards	2	74	37.0	66	0
Little	2	8	4.0	7	1
Carson	1	12	12.0	12	0
<b>Eagles</b>	<b>294</b>	<b>3455</b>	<b>11.8</b>	<b>66t</b>	<b>23</b>
<b>Opponents</b>	<b>258</b>	<b>3713</b>	<b>14.4</b>	<b>80t</b>	<b>26</b>

TD	TD%	Int	Int%	Lg	Sk/Lost	Rat
21	3.9	15	2.8	66t	45/343	75.5
1	20.0	1	20.0	13t	0/0	79.6
1	100.0	0	0.0	22t	0/0	158.3
<b>23</b>	<b>4.3</b>	<b>16</b>	<b>3.0</b>	<b>66t</b>	<b>45/343</b>	<b>76.2</b>
<b>26</b>	<b>4.9</b>	<b>30</b>	<b>5.7</b>	<b>80t</b>	<b>62/424</b>	<b>64.7</b>

INTs	No.	Yds	Avg	Lg	TD
Allen	8	38	4.8	18	0
Everett	4	64	16.0	30t	1
Frizzell	4	58	14.5	27	0
Jenkins	4	58	14.5	22	0
Evans	3	23	7.7	15	0
A.Harris	2	18	9.0	11	0
Simmons	1	60	60.0	60t	1
Golic	1	28	28.0	28	0
Waters	1	20	20.0	20	0
Bell	1	18	18.0	18	0
Joyner	1	0	0.0	0	0
<b>Eagles</b>	<b>30</b>	<b>375</b>	<b>12.5</b>	<b>60t</b>	<b>2</b>
<b>Opponents</b>	<b>16</b>	<b>147</b>	<b>9.2</b>	<b>37</b>	<b>0</b>

**Sacks:** Simmons 15.5, White 11.0, Brown 10.5, Pitts 7.0, Joyner 5.0, Hopkins 3.5, Golic 3.0, A.Harris 2.0, Evans 2.0, Frizzell 1.5, Waters 1.0, **Eagles 62.0, Opponents 45.0**

Punting	No.	Yds	Avg	Net	TB	Lg	B
Teltschik	57	2246	39.4	35.3	3	58	0
Runager	17	568	33.4	30.5	1	52	0
Tuten	7	256	36.6	33.6	1	45	0
Cunningham	6	319	53.2	51.7	0	91	0
<b>Eagles</b>	<b>87</b>	<b>3389</b>	<b>39.0</b>	<b>35.3</b>	<b>5</b>	<b>91</b>	<b>0</b>
<b>Opponents</b>	<b>85</b>	<b>3571</b>	<b>42.0</b>	<b>35.5</b>	<b>11</b>	<b>71</b>	<b>1</b>

Punt Returns	Ret	FC	Yds	Avg	Lg	TD
H.Williams	30	7	267	8.9	24	0
Edwards	7	5	64	9.1	28	0
<b>Eagles</b>	<b>37</b>	<b>12</b>	<b>331</b>	<b>8.9</b>	<b>28</b>	<b>0</b>
<b>Opponents</b>	<b>37</b>	<b>21</b>	<b>215</b>	<b>5.8</b>	<b>16</b>	<b>0</b>

Kickoff Returns	No.	Yds	Avg	Lg	TD
Higgs	16	293	18.3	30	0
H.Williams	14	249	17.8	28	0
Sherman	13	222	17.1	45	0
Edwards	3	23	7.7	11	0
Little	2	14	7.0	12	0
Byars	1	27	27.0	27	0
<b>Eagles</b>	<b>49</b>	<b>828</b>	<b>16.9</b>	<b>45</b>	<b>0</b>
<b>Opponents</b>	<b>60</b>	<b>1307</b>	<b>21.8</b>	<b>93t</b>	<b>1</b>

Field Goals	1-19	20-29	30-39	40-49	50+
Zendejas	1/1	2/2	3/5	3/7	0/0
Ruzek	1/1	2/3	4/6	1/1	0/0
DeLine	0/0	0/0	1/2	2/5	0/0
<b>Eagles</b>	<b>2/2</b>	<b>4/5</b>	<b>8/13</b>	<b>6/13</b>	<b>0/0</b>
<b>Opponents</b>	<b>1/1</b>	<b>4/5</b>	<b>3/8</b>	<b>6/11</b>	<b>0/1</b>

**Ruzek:** Dallas Weeks 1-9 - () () (19G,53N,33G) (46N) (43N,48N) () (31N,37G) (35N,20G,43G) ... Phila. Weeks 12-16 - (36G,38G) (35G) (30N,29G,46G) (21G,19G,20N) (34N,39G)  
**Zendejas:** Weeks 1-8 - (23G,33N) (33N) (35G,35G,44G,20G) (47G,45N,19G) () (40N,42G) (41N,34G) (41N)  
**DeLine:** Weeks 9-11...(48N,43G) (49G) (34G,45N,32N,46N)  
**Opponents:** () (25G) (32G) () (25G,41G,39N,45G,24G) (41G) (28N,42N) (18G) (33N,23G,49G) (34G,35N) (37N,49G) (45N) (47N,38G) (42N,47G) (55N) (39N,45N)





SCHEDULE & RESULTS (10-6)					
S-04	W	41-14	at Tampa Bay	43,502	
S-11	L	24-28	Cincinnati	43,502	
S-18	L	10-17	at Washington	53,920	
S-25	L	21-23	at Minnesota	56,012	
O-02	W	32-23	Houston	64,692	
O-10	W	24-13	NY Giants	63,736	
O-16	L	3-19	at Cleveland	78,787	
O-23	W	24-23	Dallas	66,309	
O-30	L	24-27	Atlanta	60,091	
N-06	W	30-24	LA Rams	65,624	
N-13	W	27-26	at Pittsburgh	46,026	
N-20	W	23-17	at NY Giants (OT)	43,621	
N-27	W	31-21	Phoenix	57,918	
D-04	L	19-20	Washington	65,947	
D-10	W	23-17	at Phoenix	54,832	
D-18	W	23-7	at Dallas	46,131	
<b>NFC DIVISIONAL PLAYOFF</b>					
D-31	L	12-20	at Chicago	65,534	

TEAM STATS	EAGLES	OPP
<b>Total First Downs</b>	<b>318</b>	<b>311</b>
Rushing	105	85
Passing	179	199
Penalty	34	27
<b>3rd Down: Made/Att</b>	<b>92/246</b>	<b>75/225</b>
3rd Down Pct.	37.4	33.3
<b>4th Down: Made/Att</b>	<b>8/12</b>	<b>10/19</b>
4th Down Pct.	66.7	52.6
<b>Possession Avg.</b>	<b>na</b>	<b>na</b>
<b>Total Net Yards</b>	<b>5430</b>	<b>5799</b>
Avg. Per Game	339.4	362.4
Total Plays	1102	1086
Avg. Per Play	4.9	5.3
<b>Net Yards Rushing</b>	<b>1945</b>	<b>1652</b>
Avg. Per Game	121.6	103.3
Total Rushes	464	466
<b>Net Yards Passing</b>	<b>3485</b>	<b>4147</b>
Avg. Per Game	217.8	259.2
Sacked/Yards Lost	57/442	42/296
Gross Yards	3927	4443
Att./Completions	581/309	578/309
Completion Pct.	53.2	53.5
Had Intercepted	17	32
<b>Punts/Average</b>	<b>104/39.7</b>	<b>85/37.8</b>
<b>Net Punting Avg.</b>	<b>34.3</b>	<b>32.4</b>
<b>Penalties/Yards</b>	<b>115/907</b>	<b>115/897</b>
<b>Fumbles/Ball Lost</b>	<b>29/9</b>	<b>28/12</b>
<b>Touchdowns</b>	<b>44</b>	<b>37</b>
Rushing	17	11
Passing	25	23
Returns	2	3

Score By Periods	Q1	Q2	Q3	Q4	OT	Pts
Eagles	76	131	65	101	6	379
Opponents	111	47	73	88	0	319

Passing	Att	Cmp	Yds	Cmp%	Y/A	TD	TD%	Int	Int%	Lg	Sk/Lost	Rat
Cunningham	560	301	3808	53.8	6.80	24	4.3	16	2.9	80t	57/442	77.6
Cavanaugh	16	7	101	43.8	6.31	1	6.3	1	6.3	42	0/0	59.6
Teltschik	3	1	18	33.3	6.00	0	0.0	0	0.0	18	0/0	54.9
Byars	2	0	0	0.0	0.00	0	0.0	0	0.0	--	0/0	39.6
<b>Eagles</b>	<b>581</b>	<b>309</b>	<b>3927</b>	<b>53.2</b>	<b>6.76</b>	<b>25</b>	<b>4.3</b>	<b>17</b>	<b>2.9</b>	<b>80t</b>	<b>57/442</b>	<b>76.7</b>
<b>Opponents</b>	<b>578</b>	<b>309</b>	<b>4443</b>	<b>53.5</b>	<b>7.69</b>	<b>23</b>	<b>4.0</b>	<b>32</b>	<b>5.5</b>	<b>93t</b>	<b>42/296</b>	<b>68.9</b>

Scoring	TD	Ru	Pa	Rt	PAT	FG	2Pt	Pts
Zendejas	0	0	0	0	30/31	19/24	0	87
Byars	10	6	4	0			0	60
Carter	7	0	6	1			0	42
Cunningham	6	6	0	0			0	36
Kei.Jackson	6	0	6	0			0	36
Toney	5	4	1	0			0	30
Quick	4	0	4	0			0	24
Dorsey	0	0	0	0	9/9	4/7	0	21
Johnson	2	0	2	0			0	12
Simmons (s)	1	0	0	1			0	8
Garrity	1	0	1	0			0	6
Giles	1	0	1	0			0	6
Hoage	1	1	0	0			0	6
Dawson	0	0	0	0	3/3	0/1	0	3
Jenkins (s)	0	0	0	0			0	2
<b>Eagles</b>	<b>44</b>	<b>17</b>	<b>25</b>	<b>2</b>	<b>42/43</b>	<b>23/32</b>	<b>0</b>	<b>379</b>
<b>Opponents</b>	<b>37</b>	<b>11</b>	<b>23</b>	<b>3</b>	<b>35/37</b>	<b>20/29</b>	<b>0</b>	<b>319</b>

Rushing	No.	Yds	Avg	Lg	TD
Cunningham	93	624	6.7	33t	6
Byars	152	517	3.4	52	6
Toney	139	502	3.6	20	4
Haddix	57	185	3.2	15	0
Hoage	1	38	38.0	38t	1
Teltschik	2	36	18.0	23	0
Tautalatasi	14	28	2.0	9	0
Abercrombie	5	14	2.8	5	0
Carter	1	1	1.0	1	0
<b>Eagles</b>	<b>464</b>	<b>1945</b>	<b>4.2</b>	<b>52</b>	<b>17</b>
<b>Opponents</b>	<b>466</b>	<b>1652</b>	<b>3.5</b>	<b>65</b>	<b>11</b>

Receiving	No.	Yds	Avg	Lg	TD
Keith Jackson	81	869	10.7	41	6
Byars	72	705	9.8	37t	4
Carter	39	761	19.5	80t	6
Toney	34	256	7.5	24	1
Quick	22	508	23.1	55t	4
R.Johnson	19	417	21.9	54	2
Garrity	17	208	12.2	20	1
Haddix	12	82	6.8	14	0
Giles	6	57	9.5	17	1
Tautalatasi	5	48	9.6	21	0
Konecny	1	18	18.0	18	0
Abercrombie	1	-2	-2.0	-2	0
<b>Eagles</b>	<b>309</b>	<b>3927</b>	<b>12.7</b>	<b>80t</b>	<b>25</b>
<b>Opponents</b>	<b>309</b>	<b>4443</b>	<b>14.4</b>	<b>93t</b>	<b>23</b>

INTs	No.	Yds	Avg	Lg	TD
Hoage	8	116	14.5	38	0
Allen	5	76	15.2	21	0
Hopkins	5	21	4.2	11	0
Joyner	4	96	24.0	30	0
Frizzell	3	19	6.3	13	0
Waters	3	19	6.3	14	0
Young	2	5	2.5	5	0
Everett	1	0	0.0	0	0
Brown	1	-5	-5.0	-5	0
Bell	0	24	--	24	0
<b>Eagles</b>	<b>32</b>	<b>371</b>	<b>11.6</b>	<b>38</b>	<b>0</b>
<b>Opponents</b>	<b>17</b>	<b>98</b>	<b>5.8</b>	<b>29</b>	<b>0</b>

Sacks: White 18.0, Simmons 8.0, Brown 5.0, Joyner 3.5, Hoage 2.0, Pitts 1.5, Bartlett 1.0, Golic 1.0, Reichenbach 1.0, Bell 0.5, Waters 0.5, **Eagles 42.0, Opponents 57.0**

Punting	No.	Yds	Avg	Net	TB	Lg	B
Teltschik	98	3958	40.4	33.9	8	70	3
Cunningham	3	167	55.7	49.7	0	58	0
<b>Eagles</b>	<b>104</b>	<b>4125</b>	<b>39.7</b>	<b>34.3</b>	<b>8</b>	<b>70</b>	<b>3</b>
<b>Opponents</b>	<b>85</b>	<b>3209</b>	<b>37.8</b>	<b>32.4</b>	<b>11</b>	<b>56</b>	<b>3</b>

Punt Returns	Ret	FC	Yds	Avg	Lg	TD
Konecny	33	25	233	7.1	24	0
<b>Eagles</b>	<b>33</b>	<b>25</b>	<b>233</b>	<b>7.1</b>	<b>24</b>	<b>0</b>
<b>Opponents</b>	<b>47</b>	<b>27</b>	<b>393</b>	<b>8.4</b>	<b>68</b>	<b>0</b>

Kickoff Returns	No.	Yds	Avg	Lg	TD
Beals	34	625	18.4	32	0
Konecny	17	276	16.2	25	0
Abercrombie	5	87	17.4	31	0
Byars	2	20	10.0	14	0
Jenkins	1	20	20.0	20	0
Bartlett	0	0	0.0	0	0
<b>Eagles</b>	<b>59</b>	<b>1028</b>	<b>17.4</b>	<b>32</b>	<b>0</b>
<b>Opponents</b>	<b>63</b>	<b>1266</b>	<b>20.1</b>	<b>73</b>	<b>0</b>

Field Goals	1-19	20-29	30-39	40-49	50+
Zendejas	2/2	6/6	7/9	3/4	1/3
Dorsey	0/0	3/3	1/2	0/2	0/0
Dawson	0/0	0/1	0/0	0/0	0/0
<b>Eagles</b>	<b>2/2</b>	<b>9/10</b>	<b>8/11</b>	<b>3/6</b>	<b>1/3</b>
<b>Opponents</b>	<b>0/0</b>	<b>9/12</b>	<b>6/7</b>	<b>4/8</b>	<b>1/2</b>



SCHEDULE & RESULTS (7-8)					
S-13	L	24-34	at Washington	52,188	
S-20	W	27-17	New Orleans	57,485	
O-04	L	3-35	Chicago	4,074	
O-11	L	22-41	at Dallas	40,622	
O-18	L	10-16	at Green Bay (OT)	35,842	
O-25	W	37-20	Dallas	61,630	
N-01	W	28-23	at St. Louis	24,586	
N-08	W	31-27	Washington	63,609	
N-15	L	17-20	NY Giants	66,172	
N-22	L	19-31	St. Louis	55,592	
N-29	W	34-31	at New England (OT)	54,198	
D-06	L	20-23	at NY Giants (OT)	65,874	
D-13	L	10-28	Miami	63,841	
D-20	W	38-27	at NY Jets	30,572	
D-27	W	17-7	Buffalo	57,547	

*Note: Game of Sept. 27 at San Francisco cancelled due to the NFL players' strike ... Games of Oct. 4 - Oct. 18 were "replacement games" played with replacement players during strike*

TEAM STATS	EAGLES	OPP				
<b>Total First Downs</b>	<b>289</b>	<b>301</b>				
Rushing	112	85				
Passing	154	186				
Penalty	23	30				
<b>3rd Down: Made/Att</b>	<b>75/241</b>	<b>69/216</b>				
3rd Down Pct.	31.1	31.9				
<b>4th Down: Made/Att</b>	<b>8/19</b>	<b>7/17</b>				
4th Down Pct.	42.1	41.2				
<b>Possession Avg.</b>	<b>na</b>	<b>na</b>				
<b>Total Net Yards</b>	<b>5077</b>	<b>5249</b>				
Avg. Per Game	338.5	349.9				
Total Plays	1101	1046				
Avg. Per Play	4.6	5.0				
<b>Net Yards Rushing</b>	<b>2027</b>	<b>1643</b>				
Avg. Per Game	135.1	109.5				
Total Rushes	509	428				
<b>Net Yards Passing</b>	<b>3050</b>	<b>3606</b>				
Avg. Per Game	203.3	240.4				
Sacked/Yards Lost	72/511	57/452				
Gross Yards	3561	4058				
Att./Completions	520/283	561/305				
Completion Pct.	54.4	54.4				
Had Intercepted	16	21				
<b>Punts/Average</b>	<b>102/37.0</b>	<b>88/37.1</b>				
<b>Net Punting Avg.</b>	<b>31.4</b>	<b>33.4</b>				
<b>Penalties/Yards</b>	<b>116/919</b>	<b>105/830</b>				
<b>Fumbles/Ball Lost</b>	<b>44/19</b>	<b>41/27</b>				
<b>Touchdowns</b>	<b>40</b>	<b>47</b>				
Rushing	12	16				
Passing	26	29				
Returns	2	2				
<b>Score By Periods</b>	<b>Q1</b>	<b>Q2</b>	<b>Q3</b>	<b>Q4</b>	<b>OT</b>	<b>Pts</b>
Eagles	46	118	86	84	3	337
Opponents	88	133	65	85	9	380

Passing	Att	Cmp	Yds	Cmp%	Y/A	TD	TD%	Int	Int%	Lg	Sk/Lost	Rat
Cunningham	406	223	2786	54.9	6.86	23	5.7	12	3.0	70t	54/380	83.0
Tinsley	86	48	637	55.8	7.41	3	3.5	4	4.7	62t	6/55	71.7
Merkens	14	7	70	50.0	5.00	0	0.0	0	0.0	17	10/62	64.6
Horn	11	5	68	45.5	6.18	0	0.0	0	0.0	23	1/7	65.7
Carter	1	0	0	0.0	0.0	0	0.0	0	0.0	--	0/0	39.6
Grant	1	0	0	0.0	0.0	0	0.0	0	0.0	--	0/0	39.6
Toney	1	0	0	0.0	0.0	0	0.0	0	0.0	--	0/0	39.6
Teltschik	0	0	0	---	---	0	---	0	---	--	1/7	---
<b>Eagles</b>	<b>520</b>	<b>283</b>	<b>3561</b>	<b>54.4</b>	<b>6.85</b>	<b>26</b>	<b>5.0</b>	<b>16</b>	<b>3.1</b>	<b>70t</b>	<b>72/511</b>	<b>79.8</b>
<b>Opponents</b>	<b>561</b>	<b>305</b>	<b>4058</b>	<b>54.4</b>	<b>7.23</b>	<b>29</b>	<b>5.2</b>	<b>21</b>	<b>3.7</b>	<b>77t</b>	<b>57/452</b>	<b>79.2</b>

Scoring	TD	Ru	Pa	Rt	PAT	FG	2Pt	Pts
McFadden	0	0	0	0	36/36	16/26	0	84
Quick	11	0	11	0			0	66
Toney	6	5	1	0			0	36
Byars	4	3	1	0			0	24
Cunningham	3	3	0	0			0	18
Jackson	3	0	3	0			0	18
Carter	2	0	2	0			0	12
Garrity	2	0	2	0			0	12
Spagnola	2	0	2	0			0	12
Jacobs	0	0	0	0	2/4	3/5	0	11
Bowman	1	0	1	0			0	6
Clemons	1	0	1	0			0	6
Giles	1	0	1	0			0	6
Joyner	1	0	0	1			0	6
Ross	1	1	0	0			0	6
Siano	1	0	1	0			0	6
White	1	0	0	1			0	6
Team (s)	0	0	0	0			0	2
<b>Eagles</b>	<b>40</b>	<b>12</b>	<b>26</b>	<b>2</b>	<b>38/40</b>	<b>19/31</b>	<b>0</b>	<b>337</b>
<b>Opponents</b>	<b>47</b>	<b>16</b>	<b>29</b>	<b>2</b>	<b>44/46</b>	<b>18/29</b>	<b>0</b>	<b>380</b>

Rushing	No.	Yds	Avg	Lg	TD
Cunningham	76	505	6.6	45	3
Toney	127	473	3.7	36	5
Byars	116	426	3.7	30	3
Haddix	59	165	2.8	11	0
R.Brown	39	136	3.5	23	0
Robinson	24	114	4.8	18	0
Tautalatasi	26	69	2.7	17	0
Ross	14	54	3.9	12	1
Teltschik	3	32	10.7	23	0
Jackson	6	27	4.5	10	0
Grant	1	20	20.0	20	0
Morse	6	14	2.3	7	0
Tinsley	4	2	0.5	2	0
Clemons	3	0	0.0	0	0
Horn	1	0	0.0	0	0
Cavanaugh	1	-2	-2.0	-2	0
Merkens	3	-8	-2.7	1	0
<b>Eagles</b>	<b>509</b>	<b>2027</b>	<b>4.0</b>	<b>45</b>	<b>12</b>
<b>Opponents</b>	<b>428</b>	<b>1643</b>	<b>3.8</b>	<b>62t</b>	<b>16</b>

Receiving	No.	Yds	Avg	Lg	TD
Quick	46	790	17.2	61t	11
Toney	39	341	8.7	33	1
Spagnola	36	350	9.7	22	2
Tautalatasi	25	176	7.0	22	0
Jackson	21	471	22.4	70t	3
Byars	21	177	8.4	30	1
Grant	16	280	17.5	41	0
Garrity	12	242	20.2	41	2
Siano	9	137	15.2	34	1
Bailey	8	69	8.6	19	0
R.Brown	8	53	6.6	14	0
Giles	7	95	13.6	40t	1
Haddix	7	58	8.3	23	0
Bowman	6	127	21.2	62t	1
Carter	5	84	16.8	25	2
Repko	5	46	9.2	12	0
Ross	5	41	8.2	17	0
Robinson	2	9	4.5	5	0
Clemons	1	13	13.0	13t	1
Little	1	8	8.0	8	0
Morse	1	8	8.0	8	0
Cunningham	1	-3	-3.0	-3	0
Singletary	1	-11	-11.0	-11	0
<b>Eagles</b>	<b>283</b>	<b>3561</b>	<b>12.6</b>	<b>70t</b>	<b>26</b>
<b>Opponents</b>	<b>305</b>	<b>4058</b>	<b>13.3</b>	<b>77t</b>	<b>29</b>

INTs	No.	Yds	Avg	Lg	TD
Foules	4	6	1.5	6	0
Waters	3	63	21.0	63	0
Joyner	2	42	21.0	29	0
Kullman	2	25	12.5	13	0
Brown	2	7	3.5	6	0
Hoage	2	3	1.5	3	0
Cooper	2	0	0.0	0	0
Young	1	30	30.0	30	0
Evans	1	12	12.0	12	0
C.Brown	1	9	9.0	9	0
West	1	0	0.0	0	0
<b>Eagles</b>	<b>21</b>	<b>197</b>	<b>9.4</b>	<b>63</b>	<b>0</b>
<b>Opponents</b>	<b>16</b>	<b>68</b>	<b>4.3</b>	<b>25</b>	<b>0</b>

**Sacks:** White 21.0, Simmons 6.0, J.Brown 4.0, Joyner 4.0, Smalls 2.5, Grooms 2.0, Phillips 2.0, Pitts 2.0, Clarke 1.5, Jiles 1.5, Battaglia 1.0, C.Brown 1.0, Cobb 1.0, Frizzell 1.0, Griffin 1.0, Hoage 1.0, Lee 1.0, Mitchell 1.0, Reichenbach 1.0, West 1.0, Auer 0.5, **Eagles 57.0, Opponents 72.0**

Punting	No.	Yds	Avg	Net	TB	Lg	B
Teltschik	82	3131	38.2	32.0	4	60	1
Jacobs	10	369	36.9	30.5	0	44	1
Royals	5	209	41.8	30.6	1	48	0
Merkens	2	61	30.5	20.3	0	38	1
<b>Eagles</b>	<b>102</b>	<b>3770</b>	<b>37.0</b>	<b>31.4</b>	<b>5</b>	<b>60</b>	<b>3</b>
<b>Opponents</b>	<b>88</b>	<b>3262</b>	<b>37.1</b>	<b>33.4</b>	<b>6</b>	<b>65</b>	<b>0</b>

Kickoff Returns	No.	Yds	Avg	Lg	TD
Morse	24	386	16.1	28	0
Carter	12	241	20.1	33	0
Bowman	7	153	21.9	32	0
Cooper	5	86	17.2	24	0
Reid	4	58	14.5	19	0
Tautalatasi	3	53	17.7	32	0
Lavette	2	37	18.5	19	0
Haddix	2	16	8.0	9	0
Turrall	1	21	21.0	21	0
R.Brown	1	20	20.0	20	0
C.Brown	1	13	13.0	13	0
Siano	1	13	13.0	13	0
Ulmer	1	8	8.0	8	0
Alexander	1	6	6.0	6	0
Reeves	0	1	--	1	0
Clemons	1	0	0.0	0	0
<b>Eagles</b>	<b>66</b>	<b>1112</b>	<b>16.8</b>	<b>33</b>	<b>0</b>
<b>Opponents</b>	<b>59</b>	<b>1276</b>	<b>21.6</b>	<b>54</b>	<b>0</b>

Field Goals	1-19	20-29	30-39	40-49	50+
McFadden	1/1	3/4	6/10	6/9	0/2
Jacobs	0/0	1/1	0/1	2/3	0/0
<b>Eagles</b>	<b>1/1</b>	<b>4/5</b>	<b>6/11</b>	<b>8/12</b>	<b>0/2</b>
<b>Opponents</b>	<b>0/0</b>	<b>8/8</b>	<b>0/3</b>	<b>7/14</b>	<b>3/4</b>



SCHEDULE & RESULTS (5-10-1)					
S-07	L	14-41	at Washington	53,982	
S-14	L	10-13	at Chicago (OT)	65,130	
S-21	L	7-33	Denver	63,839	
S-28	W	34-20	LA Rams	65,646	
O-05	W	16-0	at Atlanta	57,104	
O-12	L	3-35	at NY Giants	74,221	
O-19	L	14-17	Dallas	68,572	
O-26	W	23-7	San Diego	41,469	
N-02	L	10-13	at St. Louis	33,051	
N-09	L	14-17	NY Giants	60,601	
N-16	L	11-13	Detroit	54,568	
N-23	L	20-24	at Seattle	55,786	
N-30	W	33-27	at LA Raiders (OT)	53,338	
D-07	T	10-10	St. Louis (OT)	50,148	
D-14	W	23-21	at Dallas	46,117	
D-21	L	14-21	Washington	61,816	

TEAM STATS	EAGLES	OPP
<b>Total First Downs</b>	<b>287</b>	<b>278</b>
Rushing	113	97
Passing	150	156
Penalty	24	25
<b>3rd Down: Made/Att</b>	<b>105/273</b>	<b>79/230</b>
3rd Down Pct.	38.5	34.3
<b>4th Down: Made/Att</b>	<b>5/12</b>	<b>9/16</b>
4th Down Pct.	41.7	56.3
<b>Possession Avg.</b>	<b>31:57</b>	<b>28:03</b>
<b>Total Net Yards</b>	<b>4542</b>	<b>5224</b>
Avg. Per Game	283.9	326.5
Total Plays	1117	1043
Avg. Per Play	4.1	5.0
<b>Net Yards Rushing</b>	<b>2002</b>	<b>1989</b>
Avg. Per Game	125.1	124.3
Total Rushes	499	458
<b>Net Yards Passing</b>	<b>2540</b>	<b>3235</b>
Avg. Per Game	158.8	202.2
Sacked/Yards Lost	104/708	53/406
Gross Yards	3248	3641
Att./Completions	514/268	532/260
Completion Pct.	52.1	48.9
Had Intercepted	17	23
<b>Punts/Average</b>	<b>111/41.0</b>	<b>97/38.7</b>
<b>Net Punting Avg.</b>	<b>33.5</b>	<b>32.3</b>
<b>Penalties/Yards</b>	<b>102/901</b>	<b>115/884</b>
<b>Fumbles/Ball Lost</b>	<b>34/10</b>	<b>30/13</b>
<b>Touchdowns</b>	<b>28</b>	<b>39</b>
Rushing	8	14
Passing	19	21
Returns	1	4

Score By Periods	Q1	Q2	Q3	Q4	OT	Pts
Eagles	66	51	48	85	6	256
Opponents	50	75	86	98	3	312

Passing	Att	Cmp	Yds	Cmp%	Y/A	TD	TD%	Int	Int%	Lg	Sk/Lost	Rat
Jaworski	245	128	1405	52.2	5.73	8	3.3	6	2.4	56	22/156	70.2
Cunningham	209	111	1391	53.1	6.66	8	3.8	7	3.3	75t	72/489	72.9
Cavanaugh	58	28	397	48.3	6.84	2	3.4	4	6.9	49	9/56	53.6
Byars	2	1	55	50.0	27.50	1	50.0	0	0.0	55t	1/7	135.4
<b>Eagles</b>	<b>514</b>	<b>268</b>	<b>3248</b>	<b>52.1</b>	<b>6.32</b>	<b>19</b>	<b>3.7</b>	<b>17</b>	<b>3.3</b>	<b>75t</b>	<b>104/708</b>	<b>70.4</b>
<b>Opponents</b>	<b>532</b>	<b>260</b>	<b>3641</b>	<b>48.9</b>	<b>6.84</b>	<b>21</b>	<b>3.9</b>	<b>23</b>	<b>4.3</b>	<b>84t</b>	<b>53/406</b>	<b>66.5</b>

Scoring	TD	Ru	Pa	Rt	PAT	FG	2Pt	Pts
McFadden	0	0	0	0	26-27	20-31	0	86
Quick	9	0	9	0			0	54
K.Jackson	6	0	6	0			0	36
Cunningham	5	5	0	0			0	30
Tautalatasi	2	0	2	0			0	12
Byars	1	1	0	0			0	6
Crawford	1	1	0	0			0	6
Garrity	1	0	0	1			0	6
R.Johnson	1	0	1	0			0	6
Spagnola	1	0	1	0			0	6
Toney	1	1	0	0			0	6
Brown (s)	0	0	0	0			0	2
<b>Eagles</b>	<b>28</b>	<b>8</b>	<b>19</b>	<b>1</b>	<b>26-27</b>	<b>20-31</b>	<b>0</b>	<b>256</b>
<b>Opponents</b>	<b>39</b>	<b>14</b>	<b>21</b>	<b>4</b>	<b>37-39</b>	<b>13-26</b>	<b>0</b>	<b>312</b>

Rushing	No.	Yds	Avg	Lg	TD
Byars	177	577	3.3	32	1
Cunningham	66	540	8.2	20	5
Toney	69	285	4.1	43	1
Haddix	79	276	3.5	18	0
Tautalatasi	51	163	3.2	50	0
Crawford	28	88	3.1	15	1
Jaworski	13	33	2.5	10	0
Cavanaugh	9	26	2.9	11	0
M.Waters	5	8	1.6	5	0
K.Jackson	1	6	6.0	6	0
Teltschik	1	0	0.0	0	0
<b>Eagles</b>	<b>499</b>	<b>2002</b>	<b>4.0</b>	<b>50</b>	<b>8</b>
<b>Opponents</b>	<b>458</b>	<b>1989</b>	<b>4.3</b>	<b>84t</b>	<b>14</b>

Receiving	No.	Yds	Avg	Lg	TD
Quick	60	939	15.7	75t	9
Tautalatasi	41	325	7.9	56	2
Spagnola	39	397	10.2	38	1
K.Jackson	30	506	16.9	49	6
Haddix	26	150	5.8	29	0
Little	14	132	9.4	26	0
Toney	13	177	13.6	47	0
Garrity	12	227	18.9	34	0
R.Johnson	11	207	18.8	39	1
Byars	11	44	4.0	17	0
P.Smith	6	94	15.7	36	0
M.Waters	2	27	13.5	19	0
Darby	2	16	8.0	13	0
Duckworth	1	7	7.0	7	0
<b>Eagles</b>	<b>268</b>	<b>3248</b>	<b>12.1</b>	<b>75t</b>	<b>19</b>
<b>Opponents</b>	<b>260</b>	<b>3641</b>	<b>14.0</b>	<b>84t</b>	<b>21</b>

INTs	No.	Yds	Avg	Lg	TD
A.Waters	6	39	6.5	21	0
Young	6	9	1.5	9	0
Cooper	3	20	6.7	20	0
A.Johnson	3	6	2.0	9	0
Hoage	1	18	18.0	18	0
Foules	1	14	14.0	14	0
Schulz	1	11	11.0	11	0
Joyner	1	4	4.0	4	0
Cobb	1	3	3.0	3	0
<b>Eagles</b>	<b>23</b>	<b>124</b>	<b>5.4</b>	<b>21</b>	<b>0</b>
<b>Opponents</b>	<b>17</b>	<b>192</b>	<b>11.3</b>	<b>32t</b>	<b>1</b>

Sacks: White 18.0, Brown 9.0, Clarke 8.0, Cobb 6.0, Jiles 2.0, Joyner 2.0, Simmons 2.0, A.Waters 2.0, Cooper 1.0, Darby 1.0, A.Johnson 1.0, Singletary 1.0, Eagles 53.0, Opponents 104.0

Punting	No.	Yds	Avg	Net	TB	Lg	B
Teltschik	108	4493	41.6	33.6	10	62	1
Cunningham	2	54	27.0	25.5	0	39	0
<b>Eagles</b>	<b>111</b>	<b>4547</b>	<b>41.0</b>	<b>33.5</b>	<b>10</b>	<b>62</b>	<b>1</b>
<b>Opponents</b>	<b>97</b>	<b>3751</b>	<b>38.7</b>	<b>32.3</b>	<b>12</b>	<b>68</b>	<b>2</b>

Punt Returns	Ret	FC	Yds	Avg	Lg	TD
Garrity	17	7	187	11.0	76t	1
Cooper	16	7	139	8.7	58	0
M.Waters	7	1	130	4.3	13	0
P.Smith	4	1	18	4.5	7	0
<b>Eagles</b>	<b>44</b>	<b>16</b>	<b>374</b>	<b>8.5</b>	<b>76t</b>	<b>1</b>
<b>Opponents</b>	<b>63</b>	<b>13</b>	<b>634</b>	<b>10.1</b>	<b>75t</b>	<b>2</b>

Kickoff Returns	No.	Yds	Avg	Lg	TD
Crawford	27	497	18.4	36	0
Tautalatasi	18	344	19.1	51	0
Byars	2	47	23.5	31	0
Cooper	2	42	21.0	24	0
Quick	2	6	3.0	6	0
Schulz	1	9	9.0	9	0
Simmons	1	0	0.0	0	0
<b>Eagles</b>	<b>53</b>	<b>945</b>	<b>17.8</b>	<b>51</b>	<b>0</b>
<b>Opponents</b>	<b>62</b>	<b>1261</b>	<b>20.3</b>	<b>40</b>	<b>0</b>

Field Goals	1-19	20-29	30-39	40-49	50+
McFadden	0/0	6/6	10/12	3/10	1/3
<b>Eagles</b>	<b>0/0</b>	<b>6/6</b>	<b>10/12</b>	<b>3/10</b>	<b>1/3</b>
<b>Opponents</b>	<b>1/1</b>	<b>5/6</b>	<b>5/9</b>	<b>1/8</b>	<b>1/2</b>



SCHEDULE & RESULTS (7-9)					
S-08	L	0-21	at NY Giants	76,141	
S-15	L	6-17	LA Rams	60,920	
S-22	W	19-6	at Washington	53,748	
S-29	L	10-16	NY Giants (OT)	66,696	
O-06	L	21-23	at New Orleans	56,364	
O-13	W	30-7	St. Louis	48,186	
O-20	W	16-14	Dallas	70,114	
O-27	W	21-17	Buffalo	60,987	
N-03	L	13-24	at San Francisco	58,383	
N-10	W	23-17	Atlanta (OT)	63,691	
N-17	W	24-14	at St. Louis	39,032	
N-24	L	17-34	at Dallas	54,047	
D-01	L	23-28	Minnesota	54,688	
D-08	L	12-17	Washington	60,737	
D-15	L	14-20	at San Diego	45,569	
D-22	W	37-35	at Minnesota	49,722	

TEAM STATS	EAGLES	OPP
<b>Total First Downs</b>	<b>292</b>	<b>307</b>
Rushing	82	122
Passing	188	160
Penalty	22	25
<b>3rd Down: Made/Att</b>	<b>82/232</b>	<b>91/234</b>
3rd Down Pct.	35.3	38.9
<b>4th Down: Made/Att</b>	<b>7/13</b>	<b>4/7</b>
4th Down Pct.	53.8	57.1
<b>Possession Avg.</b>	<b>na</b>	<b>na</b>
<b>Total Net Yards</b>	<b>5216</b>	<b>5135</b>
Avg. Per Game	326.0	320.9
Total Plays	1050	1058
Avg. Per Play	5.0	4.9
<b>Net Yards Rushing</b>	<b>1630</b>	<b>2205</b>
Avg. Per Game	101.9	137.8
Total Rushes	428	526
<b>Net Yards Passing</b>	<b>3586</b>	<b>2930</b>
Avg. Per Game	224.1	183.1
Sacked/Yards Lost	55/450	53/359
Gross Yards	4036	3289
Att./Completions	567/290	478/251
Completion Pct.	51.1	52.5
Had Intercepted	28	18
<b>Punts/Average</b>	<b>91/41.5</b>	<b>92/42.6</b>
<b>Net Punting Avg.</b>	<b>34.2</b>	<b>36.6</b>
<b>Penalties/Yards</b>	<b>98/736</b>	<b>99/834</b>
<b>Fumbles/Ball Lost</b>	<b>25/12</b>	<b>27/14</b>
<b>Touchdowns</b>	<b>30</b>	<b>39</b>
Rushing	8	17
Passing	19	18
Returns	3	4

Score By Periods	Q1	Q2	Q3	Q4	OT	Pts
Eagles	60	72	56	92	6	286
Opponents	69	67	76	92	6	310

Passing	Att	Cmp	Yds	Cmp%	Y/A
Jaworski	484	255	3450	52.7	7.13
Cunningham	81	34	548	42.0	6.77
Hunter	2	1	38	50.0	19.00
<b>Eagles</b>	<b>567</b>	<b>290</b>	<b>4036</b>	<b>51.1</b>	<b>7.12</b>
<b>Opponents</b>	<b>478</b>	<b>251</b>	<b>3289</b>	<b>52.5</b>	<b>6.88</b>

Scoring	TD	Ru	Pa	Rt	PAT	FG	2Pt	Pts
McFadden	0	0	0	0	29-29	25-30	0	104
Quick	11	0	11	0			0	66
E.Jackson	6	5	1	0			0	36
Spagnola	5	0	5	0			0	30
Hunter	2	1	1	0			0	12
Jaworski	2	2	0	0			0	12
Edwards	1	0	0	1			0	6
Hopkins	1	0	0	1			0	6
K.Jackson	1	0	1	0			0	6
Little	1	0	0	1			0	6
White (2)	0	0	0	0			0	2
<b>Eagles</b>	<b>30</b>	<b>8</b>	<b>19</b>	<b>3</b>	<b>29-29</b>	<b>25-30</b>	<b>0</b>	<b>286</b>
<b>Opponents</b>	<b>39</b>	<b>17</b>	<b>18</b>	<b>4</b>	<b>37-38</b>	<b>13-29</b>	<b>0</b>	<b>310</b>

Rushing	No.	Yds	Avg	Lg	TD
E.Jackson	282	1028	3.6	59	5
Haddix	67	213	3.2	12	0
Cunnigham	29	205	7.1	37	0
Hunter	27	121	4.5	74t	1
Jaworski	17	35	2.1	31	2
Everett	4	13	3.3	8	0
Horan	1	12	12.0	12	0
Oliver	1	3	3.0	3	0
<b>Eagles</b>	<b>428</b>	<b>1630</b>	<b>3.8</b>	<b>74t</b>	<b>8</b>
<b>Opponents</b>	<b>526</b>	<b>2205</b>	<b>4.2</b>	<b>60</b>	<b>17</b>

Receiving	No.	Yds	Avg	Lg	TD
Quick	73	1247	17.1	99t	11
Spagnola	64	772	12.1	35	5
Haddix	43	330	7.7	17	0
K.Jackson	40	692	17.3	54	1
Hunter	28	405	14.7	43	1
R.Johnson	11	186	16.9	37	0
E.Jackson	10	126	12.6	25	1
Garrity	7	142	20.3	34	0
Little	7	82	11.7	28	0
Everett	4	25	6.3	11	0
K.Baker	2	25	12.5	20	0
Oliver	1	4	4.0	4	0
<b>Eagles</b>	<b>290</b>	<b>4036</b>	<b>13.9</b>	<b>99t</b>	<b>19</b>
<b>Opponents</b>	<b>251</b>	<b>3289</b>	<b>13.1</b>	<b>46</b>	<b>18</b>

TD	TD%	Int	Int%	Lg	Sk/Lost	Rat
17	3.5	20	4.1	99t	34/289	70.2
1	1.2	8	9.9	69	20/150	29.8
1	50.0	0	0.0	38t	1/11	135.4
<b>19</b>	<b>3.4</b>	<b>28</b>	<b>4.9</b>	<b>99t</b>	<b>55/450</b>	<b>65.0</b>
<b>18</b>	<b>3.8</b>	<b>18</b>	<b>3.8</b>	<b>46</b>	<b>53/359</b>	<b>71.4</b>

INTs	No.	Yds	Avg	Lg	TD
Hopkins	6	36	6.0	24t	1
Ellis	4	32	8.0	18	0
Edwards	3	8	2.7	3t	1
Cooper	2	13	6.5	13	0
Kraynak	1	26	26.0	26	0
Reichenbach	1	10	10.0	10	0
Young	1	0	0.0	0	0
<b>Eagles</b>	<b>18</b>	<b>125</b>	<b>6.9</b>	<b>26</b>	<b>2</b>
<b>Opponents</b>	<b>28</b>	<b>474</b>	<b>16.9</b>	<b>46</b>	<b>2</b>

**Sacks:** G.Brown 13.0, White 13.0, Clarke 7.0, Strauthers 5.5, Cobb 5.0, Ellis 2.0, Hopkins 2.0, Wilkes 2.0, Darby 1.5, Cooper 1.0, Creswell 1.0, **Eagles 53.0, Opponents 55.0**

Punting	No.	Yds	Avg	Net	TB	Lg	B
Horan	91	3777	41.5	34.2	10	75	0
<b>Eagles</b>	<b>91</b>	<b>3777</b>	<b>41.5</b>	<b>34.2</b>	<b>10</b>	<b>75</b>	<b>0</b>
<b>Opponents</b>	<b>92</b>	<b>3918</b>	<b>42.6</b>	<b>36.6</b>	<b>8</b>	<b>68</b>	<b>2</b>

Punt Returns	Ret	FC	Yds	Avg	Lg	TD
Cooper	43	10	364	8.5	56	0
Waters	1	0	23	23.0	23	0
Hunter	1	0	6	6.0	6	0
<b>Eagles</b>	<b>45</b>	<b>10</b>	<b>393</b>	<b>8.7</b>	<b>56</b>	<b>0</b>
<b>Opponents</b>	<b>41</b>	<b>16</b>	<b>462</b>	<b>11.3</b>	<b>80t</b>	<b>1</b>

Kickoff Returns	No.	Yds	Avg	Lg	TD
Hunter	48	1047	21.8	51	0
Waters	4	74	18.5	23	0
Cooper	3	32	10.7	13	0
Foules	1	7	7.0	7	0
<b>Eagles</b>	<b>56</b>	<b>1160</b>	<b>20.7</b>	<b>51</b>	<b>0</b>
<b>Opponents</b>	<b>65</b>	<b>1293</b>	<b>19.9</b>	<b>88</b>	<b>0</b>

Field Goals	1-19	20-29	30-39	40-49	50+
McFadden	0/0	6/6	11/11	6/8	2/5
<b>Eagles</b>	<b>0/0</b>	<b>6/6</b>	<b>11/11</b>	<b>6/8</b>	<b>2/5</b>
<b>Opponents</b>	<b>0/1</b>	<b>3/4</b>	<b>4/8</b>	<b>6/13</b>	<b>0/3</b>

**McFadden:** () (50G,45G,53M) (41G,36G,37G,34G) (41G,43M) () (39G,21G,52G) (39G,33G,36G) () (36G,44G) (30G) (52M,20G) (26G) (29G,33G,25G) (44G) (43M,52M) (26G,43G,35G)





SCHEDULE & RESULTS (6-9-1)				
S-02	L	27-28	at NY Giants	71,520
S-09	W	19-17	Minnesota	55,942
S-16	L	17-23	at Dallas	64,521
S-23	L	9-21	San Francisco	62,771
S-30	L	0-20	at Washington	53,064
O-07	W	27-17	at Buffalo	37,555
O-14	W	16-7	Indianapolis	50,277
O-21	W	24-10	NY Giants	64,677
O-28	L	14-34	St. Louis	54,310
N-04	T	23-23	at Detroit (OT)	59,141
N-11	L	23-24	at Miami	70,227
N-18	W	16-10	Washington	63,117
N-25	L	16-17	at St. Louis	39,858
D-02	L	10-26	Dallas	66,322
D-09	W	27-17	New England	41,581
D-16	L	10-26	at Atlanta	15,582

TEAM STATS	EAGLES	OPP
<b>Total First Downs</b>	<b>280</b>	<b>307</b>
Rushing	83	123
Passing	176	171
Penalty	21	13
<b>3rd Down: Made/Att</b>	<b>76/231</b>	<b>104/251</b>
3rd Down Pct.	32.9	41.4
<b>4th Down: Made/Att</b>	<b>9/17</b>	<b>6/11</b>
4th Down Pct.	52.9	54.5
<b>Possession Avg.</b>	<b>na</b>	<b>na</b>
<b>Total Net Yards</b>	<b>4698</b>	<b>5239</b>
Avg. Per Game	293.6	327.4
Total Plays	1047	1109
Avg. Per Play	4.5	4.7
<b>Net Yards Rushing</b>	<b>1338</b>	<b>2189</b>
Avg. Per Game	83.6	136.8
Total Rushes	381	556
<b>Net Yards Passing</b>	<b>3360</b>	<b>3050</b>
Avg. Per Game	210.0	190.6
Sacked/Yards Lost	60/463	60/456
Gross Yards	3823	3506
Att./Completions	606/331	492/262
Completion Pct.	54.6	53.3
Had Intercepted	17	20
<b>Punts/Average</b>	<b>92/42.2</b>	<b>89/39.3</b>
<b>Net Punting Avg.</b>	<b>35.6</b>	<b>33.6</b>
<b>Penalties/Yards</b>	<b>77/632</b>	<b>96/904</b>
<b>Fumbles/Ball Lost</b>	<b>23/16</b>	<b>32/11</b>
<b>Touchdowns</b>	<b>27</b>	<b>36</b>
Rushing	6	12
Passing	19	22
Returns	2	2

Score By Periods	Q1	Q2	Q3	Q4	OT	Pts
Eagles	64	76	53	85	0	278
Opponents	61	102	74	83	0	320

Passing	Att	Cmp	Yds	Cmp%	Y/A
Jaworski	427	234	2754	54.8	6.45
Pisarcik	176	96	1036	54.5	5.89
Montgomery	2	0	0	0.0	0.00
May	1	1	33	100.0	33.00
<b>Eagles</b>	<b>606</b>	<b>331</b>	<b>3823</b>	<b>54.6</b>	<b>6.31</b>
<b>Opponents</b>	<b>492</b>	<b>262</b>	<b>3506</b>	<b>53.3</b>	<b>7.13</b>

Scoring	TD	Ru	Pa	Rt	PAT	FG	2Pt	Pts
McFadden	0	0	0	0	26-27	30-37	0	116
Quick	9	0	9	0			0	54
Kab	3	0	3	0			0	18
Woodruff	3	0	3	0			0	18
Hoover	2	0	2	0			0	12
Montgomery	2	2	0	0			0	12
Pisarcik	2	2	0	0			0	12
Haddix	1	1	0	0			0	6
K.Jackson	1	0	1	0			0	6
Jaworski	1	1	0	0			0	6
Kraynak	1	0	0	1			0	6
Spagnola	1	0	1	0			0	6
Waters	1	0	0	1			0	6
<b>Eagles</b>	<b>27</b>	<b>6</b>	<b>19</b>	<b>2</b>	<b>26-27</b>	<b>30-37</b>	<b>0</b>	<b>278</b>
<b>Opponents</b>	<b>36</b>	<b>12</b>	<b>22</b>	<b>2</b>	<b>36-36</b>	<b>22-35</b>	<b>0</b>	<b>320</b>

Rushing	No.	Yds	Avg	Lg	TD
Montgomery	201	789	3.9	27	2
Oliver	72	263	3.7	17	0
Haddix	48	130	2.7	21	1
M.Williams	33	83	2.5	8	0
Hardy	14	41	2.9	10	0
Pisarcik	7	19	2.7	16	2
Jaworski	5	18	3.6	10	1
Quick	1	-5	-5.0	-5	0
<b>Eagles</b>	<b>381</b>	<b>1338</b>	<b>3.5</b>	<b>27</b>	<b>6</b>
<b>Opponents</b>	<b>556</b>	<b>2189</b>	<b>3.9</b>	<b>34</b>	<b>12</b>

Receiving	No.	Yds	Avg	Lg	TD
Spagnola	65	701	10.8	34	1
Quick	61	1052	17.2	90t	9
Montgomery	60	501	8.4	28	0
Haddix	33	231	7.0	22	0
Oliver	32	142	4.4	21	0
Woodruff	30	484	16.1	38	3
K.Jackson	26	398	15.3	83t	1
Kab	9	102	11.3	26	3
M.Williams	7	47	6.7	15	0
Hoover	6	143	23.8	44	2
Hardy	2	22	11.0	13	0
<b>Eagles</b>	<b>331</b>	<b>3823</b>	<b>11.5</b>	<b>90t</b>	<b>19</b>
<b>Opponents</b>	<b>262</b>	<b>3506</b>	<b>13.4</b>	<b>68</b>	<b>22</b>

TD	TD%	Int	Int%	Lg	Sk/Lost	Rat
16	3.7	14	3.3	90t	34/270	73.4
3	1.7	3	1.7	40	25/183	70.7
0	0.0	0	0.0	0	1/10	39.6
0	0.0	0	0.0	33	0/0	118.8
<b>19</b>	<b>3.1</b>	<b>17</b>	<b>2.8</b>	<b>90t</b>	<b>60/463</b>	<b>72.6</b>
<b>22</b>	<b>4.5</b>	<b>20</b>	<b>4.1</b>	<b>68</b>	<b>60/456</b>	<b>74.1</b>

INTs	No.	Yds	Avg	Lg	TD
Ellis	7	119	17.0	31	0
Hopkins	5	107	21.4	33	0
Foules	4	27	6.8	20	0
Edwards	2	0	0.0	0	0
Wilson	1	28	28.0	28	0
Wilkes	1	6	6.0	6	0
<b>Eagles</b>	<b>20</b>	<b>287</b>	<b>14.4</b>	<b>33</b>	<b>0</b>
<b>Opponents</b>	<b>17</b>	<b>211</b>	<b>12.4</b>	<b>43</b>	<b>1</b>

**Sacks:** G.Brown 16.0, D.Harrison 12.0, Clarke 10.5, Darby 5.0, Armstrong 3.0, Griggs 3.0, Strauthers 2.0, Wilkes 2.0, Hopkins 1.5, Schulz 1.5, J.Williams 1.5, J.Robinson 1.0, Team 1.0.

**Eagles 60.0, Opponents 60.0**

Punting	No.	Yds	Avg	Net	TB	Lg	B
Horan	92	3880	42.2	35.6	6	69	0
<b>Eagles</b>	<b>92</b>	<b>3880</b>	<b>42.2</b>	<b>35.6</b>	<b>6</b>	<b>69</b>	<b>0</b>
<b>Opponents</b>	<b>89</b>	<b>3497</b>	<b>39.3</b>	<b>33.6</b>	<b>13</b>	<b>64</b>	<b>2</b>

Punt Returns	Ret	FC	Yds	Avg	Lg	TD
Cooper	40	19	250	6.3	16	0
<b>Eagles</b>	<b>40</b>	<b>19</b>	<b>250</b>	<b>6.3</b>	<b>16</b>	<b>0</b>
<b>Opponents</b>	<b>58</b>	<b>7</b>	<b>486</b>	<b>8.4</b>	<b>46</b>	<b>0</b>

Kickoff Returns	No.	Yds	Avg	Lg	TD
Hayes	22	441	20.0	44	0
Cooper	17	296	17.4	48	0
Waters	13	319	24.5	89t	1
Everett	3	40	13.3	18	0
Ellis	2	25	12.5	15	0
Hardy	1	20	20.0	20	0
Strauthers	1	12	12.0	12	0
<b>Eagles</b>	<b>59</b>	<b>1153</b>	<b>19.5</b>	<b>89t</b>	<b>1</b>
<b>Opponents</b>	<b>69</b>	<b>1298</b>	<b>18.8</b>	<b>51</b>	<b>0</b>

Field Goals	1-19	20-29	30-39	40-49	50+
McFadden	0/0	4/5	13/16	10/12	3/4
<b>Eagles</b>	<b>0/0</b>	<b>4/5</b>	<b>13/16</b>	<b>10/12</b>	<b>3/4</b>
<b>Opponents</b>	<b>2/2</b>	<b>6/8</b>	<b>10/14</b>	<b>3/7</b>	<b>1/4</b>

**McFadden:** (47G,37N,41G) (27G,37G,49G,37G) (39G,39N) (35G,32G,33G) () (36G,22G) (34G,32G,33G) (45G,52N) () (52G,51G,40G) (45G) (43G,34G,41G,44N) (31G,43G,26N,32G) (23G) (50G,46G,48N) (20G,37N)



SCHEDULE & RESULTS (5-11)					
S-03	W	22-17	at San Francisco	55,775	
S-11	L	13-23	Washington	69,542	
S-18	W	13-10	at Denver	74,202	
S-25	L	11-14	St. Louis	64,465	
O-02	W	28-24	at Atlanta	50,621	
O-09	W	17-13	at NY Giants	73,291	
O-16	L	7-37	at Dallas	63,070	
O-23	L	6-7	Chicago	45,263	
O-30	L	21-22	Baltimore	59,150	
N-06	L	20-27	Dallas	71,236	
N-13	L	14-17	at Chicago	47,524	
N-20	L	0-23	NY Giants	57,977	
N-27	L	24-28	at Washington	54,324	
D-04	W	13-9	LA Rams	32,867	
D-11	L	17-20	New Orleans (OT)	45,182	
D-18	L	7-31	at St. Louis	21,902	

TEAM STATS	EAGLES	OPP
<b>Total First Downs</b>	<b>253</b>	<b>310</b>
Rushing	91	144
Passing	150	149
Penalty	12	17
<b>3rd Down: Made/Att</b>	<b>68/203</b>	<b>101/245</b>
3rd Down Pct.	33.5	41.2
<b>4th Down: Made/Att</b>	<b>6/11</b>	<b>11/16</b>
4th Down Pct.	54.5	68.8
<b>Possession Avg.</b>	<b>na</b>	<b>na</b>
<b>Total Net Yards</b>	<b>4534</b>	<b>5447</b>
Avg. Per Game	283.4	340.4
Total Plays	945	1108
Avg. Per Play	4.8	4.9
<b>Net Yards Rushing</b>	<b>1417</b>	<b>2655</b>
Avg. Per Game	88.6	165.9
Total Rushes	402	633
<b>Net Yards Passing</b>	<b>3117</b>	<b>2792</b>
Avg. Per Game	194.8	174.5
Sacked/Yards Lost	57/415	36/256
Gross Yards	3532	3048
Att./Completions	486/252	430/247
Completion Pct.	51.9	57.4
Had Intercepted	18	8
<b>Punts/Average</b>	<b>86/40.9</b>	<b>80/37.8</b>
<b>Net Punting Avg.</b>	<b>33.4</b>	<b>33.5</b>
<b>Penalties/Yards</b>	<b>79/637</b>	<b>89/755</b>
<b>Fumbles/Ball Lost</b>	<b>37/18</b>	<b>30/15</b>
<b>Touchdowns</b>	<b>27</b>	<b>34</b>
Rushing	5	14
Passing	22	20
Returns	0	0
<b>Score By Periods</b>	<b>Q1 Q2 Q3 Q4 OT Pts</b>	
Eagles	58 54 61 60 0	233
Opponents	47 128 53 91 3	322

Passing	Att	Cmp	Yds	Cmp%	Y/A	TD	TD%	Int	Int%	Lg	Sk/Lost	Rat
Jaworski	446	235	3315	52.7	7.43	20	4.5	18	4.0	83t	53/385	75.1
Pisarcik	34	16	172	47.1	5.06	1	2.9	0	0.0	33	4/30	72.2
Carmichael	1	1	45	100.0	45.00	1	100.0	0	0.0	45t	0/0	158.3
Pastorini	5	0	0	0.0	0.00	0	0.0	0	0.0	--	0/0	39.6
<b>Eagles</b>	<b>486</b>	<b>252</b>	<b>3532</b>	<b>51.9</b>	<b>7.27</b>	<b>22</b>	<b>4.5</b>	<b>18</b>	<b>3.7</b>	<b>83t</b>	<b>57/415</b>	<b>75.2</b>
<b>Opponents</b>	<b>430</b>	<b>247</b>	<b>3048</b>	<b>57.4</b>	<b>7.09</b>	<b>20</b>	<b>4.7</b>	<b>8</b>	<b>1.9</b>	<b>73t</b>	<b>36/256</b>	<b>87.2</b>

Scoring	TD	Ru	Pa	Rt	PAT	FG	2Pt	Pts
Quick	13	0	13	0			0	78
Franklin	0	0	0	0	24/27	15/26	0	69
Carmichael	3	0	3	0			0	18
Oliver	3	1	2	0			0	18
Haddix	2	2	0	0			0	12
Woodruff	2	0	2	0			0	12
Harrington	1	1	0	0			0	6
Jaworski	1	1	0	0			0	6
Kab	1	0	1	0			0	6
G.Young	1	0	1	0			0	6
Team (s)	0	0	0	0			0	2
<b>Eagles</b>	<b>27</b>	<b>5</b>	<b>22</b>	<b>0</b>	<b>24/27</b>	<b>15/26</b>	<b>0</b>	<b>233</b>
<b>Opponents</b>	<b>34</b>	<b>14</b>	<b>20</b>	<b>0</b>	<b>34/34</b>	<b>28/37</b>	<b>0</b>	<b>322</b>

Rushing	No.	Yds	Avg	Lg	TD
Oliver	121	434	3.6	24	1
M.Williams	103	385	3.7	32	0
Haddix	91	220	2.4	11	2
Montgomery	29	139	4.8	32	0
Jaworski	25	129	5.2	29	1
Harrington	23	98	4.3	35	1
Everett	5	7	1.4	7	0
Runager	1	6	6.0	6	0
Pastorini	1	0	0.0	0	0
Pisarcik	3	-1	-0.3	0	0
<b>Eagles</b>	<b>402</b>	<b>1417</b>	<b>3.5</b>	<b>35</b>	<b>5</b>
<b>Opponents</b>	<b>633</b>	<b>2655</b>	<b>4.2</b>	<b>39</b>	<b>14</b>

Receiving	No.	Yds	Avg	Lg	TD
Quick	69	1409	20.4	83t	13
Oliver	49	421	8.6	25	2
Carmichael	38	515	13.6	35	3
Haddix	23	254	11.0	34	0
Kab	18	195	10.8	25	1
M.Williams	17	142	8.4	29	0
Hoover	10	221	22.1	68	0
Montgomery	9	53	5.9	13	0
Woodruff	6	70	11.7	29t	2
Dixon	4	54	13.5	22	0
G.Young	3	125	41.7	71t	1
Sampleton	2	28	14.0	19	0
Everett	2	18	9.0	11	0
Harrington	1	19	19.0	19	0
R.Smith	1	8	8.0	8	0
<b>Eagles</b>	<b>252</b>	<b>3532</b>	<b>14.0</b>	<b>83t</b>	<b>22</b>
<b>Opponents</b>	<b>247</b>	<b>3048</b>	<b>12.3</b>	<b>73t</b>	<b>20</b>

INTs	No.	Yds	Avg	Lg	TD
Griggs	3	61	20.3	32	0
Ellis	1	18	18.0	18	0
Foules	1	0	0.0	0	0
Edwards	1	0	0.0	0	0
Logan	1	0	0.0	0	0
Young	1	0	0.0	0	0
<b>Eagles</b>	<b>8</b>	<b>79</b>	<b>9.9</b>	<b>32</b>	<b>0</b>
<b>Opponents</b>	<b>18</b>	<b>155</b>	<b>8.6</b>	<b>29</b>	<b>0</b>

**Sacks:** Harrison 11.5, G.Brown 8.5, Hairston 5.0, Armstrong 3.5, J.Williams 2.5, Clarke 1.0, Darby 1.0, Griggs 1.0, Hopkins 1.0, J.Robinson 1.0, Eagles 36.0, Opponents 57.0

Punting	No.	Yds	Avg	Net	TB	Lg	B
Runager	59	2459	41.7	34.2	5	55	0
Skladany	27	1062	39.4	31.5	2	51	0
<b>Eagles</b>	<b>86</b>	<b>3521</b>	<b>40.9</b>	<b>33.4</b>	<b>7</b>	<b>55</b>	<b>0</b>
<b>Opponents</b>	<b>80</b>	<b>3020</b>	<b>37.8</b>	<b>33.5</b>	<b>4</b>	<b>59</b>	<b>1</b>

Punt Returns	Ret	FC	Yds	Avg	Lg	TD
Sciarra	22	3	115	5.2	14	0
G.Young	14	3	93	6.6	23	0
Hoover	7	4	44	6.3	13	0
Foules	1	0	7	7.0	7	0
Logan	1	0	0	0.0	0	0
<b>Eagles</b>	<b>45</b>	<b>10</b>	<b>259</b>	<b>5.8</b>	<b>23</b>	<b>0</b>
<b>Opponents</b>	<b>57</b>	<b>4</b>	<b>511</b>	<b>9.0</b>	<b>25</b>	<b>0</b>

Kickoff Returns	No.	Yds	Avg	Lg	TD
G.Young	27	565	20.9	52	0
Everett	14	275	19.6	46	0
Ellis	7	119	17.0	25	0
Harrington	4	79	19.8	26	0
M.Williams	3	59	19.7	26	0
Haddix	3	51	17.0	24	0
Fritzsche	2	17	8.5	15	0
Darby	2	3	1.5	3	0
<b>Eagles</b>	<b>62</b>	<b>1168</b>	<b>18.8</b>	<b>52</b>	<b>0</b>
<b>Opponents</b>	<b>45</b>	<b>804</b>	<b>17.9</b>	<b>30</b>	<b>0</b>

Field Goals	1-19	20-29	30-39	40-49	50+
Franklin	1/1	5/5	6/9	2/8	1/3
<b>Eagles</b>	<b>1/1</b>	<b>5/5</b>	<b>6/9</b>	<b>2/8</b>	<b>1/3</b>
<b>Opponents</b>	<b>0/0</b>	<b>12/14</b>	<b>10/13</b>	<b>4/6</b>	<b>2/4</b>



SCHEDULE & RESULTS (3-6)					
S-12	L	34-37	Washington (OT)	68,885	
S-19	W	24-21	at Cleveland	78,830	
N-21	L	14-18	Cincinnati	65,172	
N-28	L	9-13	at Washington	48,313	
D-05	L	20-23	St. Louis	63,622	
D-11	L	7-23	at NY Giants	66,053	
D-19	W	35-14	Houston	44,119	
D-26	W	24-20	at Dallas	46,199	
J-02	L	24-26	NY Giants	55,797	

*Note: As a result of a 57-day NFL players' strike, the NFL schedule was reduced from 16 weeks to nine weeks*

TEAM STATS	EAGLES	OPP				
<b>Total First Downs</b>	<b>157</b>	<b>177</b>				
Rushing	48	68				
Passing	100	100				
Penalty	9	9				
<b>3rd Down: Made/Att</b>	<b>32/106</b>	<b>61/140</b>				
3rd Down Pct.	30.2	43.6				
<b>4th Down: Made/Att</b>	<b>7/11</b>	<b>2/4</b>				
4th Down Pct.	63.6	50.0				
<b>Possession Avg.</b>	<b>na</b>	<b>na</b>				
<b>Total Net Yards</b>	<b>2685</b>	<b>2938</b>				
Avg. Per Game	298.3	326.4				
Total Plays	531	614				
Avg. Per Play	5.1	4.8				
<b>Net Yards Rushing</b>	<b>828</b>	<b>1031</b>				
Avg. Per Game	92.1	114.6				
Total Rushes	211	299				
<b>Net Yards Passing</b>	<b>1856</b>	<b>1907</b>				
Avg. Per Game	206.2	211.9				
Sacked/Yards Lost	31/244	30/229				
Gross Yards	2100	2136				
Att./Completions	288/168	285/168				
Completion Pct.	58.3	58.9				
Had Intercepted	13	15				
<b>Punts/Average</b>	<b>44/40.5</b>	<b>38/36.8</b>				
<b>Net Punting Avg.</b>	<b>32.9</b>	<b>33.4</b>				
<b>Penalties/Yards</b>	<b>38/253</b>	<b>45/341</b>				
<b>Fumbles/Ball Lost</b>	<b>26/10</b>	<b>21/12</b>				
<b>Touchdowns</b>	<b>25</b>	<b>19</b>				
Rushing	11	5				
Passing	12	14				
Returns	2	0				
<b>Score By Periods</b>	<b>Q1</b>	<b>Q2</b>	<b>Q3</b>	<b>Q4</b>	<b>OT</b>	<b>Pts</b>
Eagles	45	34	36	76	0	191
Opponents	36	76	30	50	3	195

Passing	Att	Cmp	Yds	Cmp%	Y/A
Jaworski	286	167	2076	58.4	7.30
Pisarcik	1	1	24	100.0	24.00
Giammona	1	0	0	0.0	0.00
<b>Eagles</b>	<b>288</b>	<b>168</b>	<b>2100</b>	<b>58.3</b>	<b>7.30</b>
<b>Opponents</b>	<b>285</b>	<b>168</b>	<b>2136</b>	<b>58.9</b>	<b>7.50</b>

Scoring	TD	Ru	Pa	Rt	PAT	FG	2Pt	Pts
Montgomery	9	7	2	0			0	54
Franklin	0	0	0	0	23/25	6/9	0	41
Carmichael	4	0	4	0			0	24
L.Harris	2	2	0	0			0	12
Spagnola	2	0	2	0			0	12
Blackmore	1	0	0	1			0	6
G.Brown	1	0	0	1			0	6
Campfield	1	0	1	0			0	6
Giammona	1	1	0	0			0	6
Harrington	1	1	0	0			0	6
Kab	1	0	1	0			0	6
Quick	1	0	1	0			0	6
R.Smith	1	0	1	0			0	6
<b>Eagles</b>	<b>25</b>	<b>11</b>	<b>12</b>	<b>2</b>	<b>23/25</b>	<b>6/9</b>	<b>0</b>	<b>191</b>
<b>Opponents</b>	<b>19</b>	<b>5</b>	<b>14</b>	<b>0</b>	<b>19/19</b>	<b>20/22</b>	<b>0</b>	<b>195</b>

Rushing	No.	Yds	Avg	Lg	TD
Montgomery	114	515	4.5	90t	7
Harrington	56	231	4.1	37	1
L.Harris	17	39	2.3	14	2
Giammona	11	29	3.6	8	1
Jaworski	10	9	0.9	6	0
Hoover	1	5	5.0	5	0
Campfield	1	2	2.0	2	0
LeMaster	1	-2	-2.0	-2	0
<b>Eagles</b>	<b>211</b>	<b>828</b>	<b>3.9</b>	<b>90t</b>	<b>11</b>
<b>Opponents</b>	<b>299</b>	<b>1031</b>	<b>3.4</b>	<b>32</b>	<b>5</b>

Receiving	No.	Yds	Avg	Lg	TD
Carmichael	35	540	15.4	44t	4
R.Smith	34	475	14.0	41t	1
Spagnola	26	313	12.0	57	2
Montgomery	20	258	12.9	42t	2
Campfield	14	141	10.1	24	1
Harrington	13	74	5.7	18	0
Quick	10	156	15.6	49t	1
Giammona	8	67	8.4	16	0
Kab	4	35	8.8	13	1
L.Harris	3	17	5.6	9	0
Sampleton	1	24	24.0	24	0
<b>Eagles</b>	<b>168</b>	<b>2100</b>	<b>12.5</b>	<b>57</b>	<b>12</b>
<b>Opponents</b>	<b>168</b>	<b>2136</b>	<b>12.7</b>	<b>78t</b>	<b>14</b>

TD	TD%	Int	Int%	Lg	Sk/Lost	Rat
12	4.2	12	4.2	57	31/244	77.5
0	0.0	0	0.0	24	0/0	118.8
0	0.0	1	100.0	0	0/0	0.0
<b>12</b>	<b>4.2</b>	<b>13</b>	<b>4.5</b>	<b>57</b>	<b>31/244</b>	<b>76.2</b>
<b>14</b>	<b>4.9</b>	<b>15</b>	<b>5.3</b>	<b>78t</b>	<b>30/229</b>	<b>76.9</b>

INTs	No.	Yds	Avg	Lg	TD
Edwards	5	3	0.6	3	0
Young	4	3	0.8	3	0
J.Robinson	3	19	6.3	12	0
Blackmore	1	20	20.0	20t	1
Bunting	1	0	0.0	0	0
Wilson	1	0	0.0	0	0
<b>Eagles</b>	<b>15</b>	<b>45</b>	<b>3.0</b>	<b>20t</b>	<b>1</b>
<b>Opponents</b>	<b>13</b>	<b>87</b>	<b>6.7</b>	<b>37</b>	<b>0</b>

**Sacks:** Harrison 10.5, Clarke 4.5, Hairston 4.0, G.Brown 4.0, Bunting 3.0, LeMaster 2.0, J.Robinson 1.0, Wilkes 1.0. **Eagles 30.0, Opponents 31.0**

Punting	No.	Yds	Avg	Net	TB	Lg	B
Runager	44	1784	40.5	32.9	1	53	0
<b>Eagles</b>	<b>44</b>	<b>1784</b>	<b>40.5</b>	<b>32.9</b>	<b>1</b>	<b>53</b>	<b>0</b>
<b>Opponents</b>	<b>38</b>	<b>1398</b>	<b>36.8</b>	<b>33.4</b>	<b>1</b>	<b>55</b>	<b>0</b>

Punt Returns	Ret	FC	Yds	Avg	Lg	TD
Henry	20	2	103	5.2	11	0
Sciarra	2	2	5	2.5	5	0
Giammona	0	1	0	0.0	0	0
<b>Eagles</b>	<b>22</b>	<b>5</b>	<b>108</b>	<b>4.9</b>	<b>11</b>	<b>0</b>
<b>Opponents</b>	<b>31</b>	<b>0</b>	<b>316</b>	<b>10.2</b>	<b>33</b>	<b>0</b>

Kickoff Returns	No.	Yds	Avg	Lg	TD
Henry	24	541	22.5	44	0
Hoover	7	113	16.1	43	0
Murray	3	42	14.0	16	0
Campfield	2	30	15.0	16	0
Slater	2	30	15.0	15	0
Montgomery	1	12	12.0	12	0
<b>Eagles</b>	<b>39</b>	<b>768</b>	<b>19.7</b>	<b>44</b>	<b>0</b>
<b>Opponents</b>	<b>39</b>	<b>885</b>	<b>22.7</b>	<b>58</b>	<b>0</b>

Field Goals	1-19	20-29	30-39	40-49	50+
Franklin	0/0	1/1	1/2	4/5	0/1
<b>Eagles</b>	<b>0/0</b>	<b>1/1</b>	<b>1/2</b>	<b>4/5</b>	<b>0/1</b>
<b>Opponents</b>	<b>2/2</b>	<b>6/6</b>	<b>7/8</b>	<b>5/6</b>	<b>0/0</b>



SCHEDULE & RESULTS (10-6)				
S-06	W	24-10	at NY Giants	72,459
S-13	W	13-3	New England	71,089
S-17	W	20-14	at Buffalo	78,331
S-27	W	36-13	Washington	70,664
O-05	W	16-13	Atlanta	71,488
O-11	W	31-14	at New Orleans	52,728
O-18	L	23-35	at Minnesota	45,459
O-25	W	20-10	Tampa Bay	70,714
N-01	L	14-17	Dallas	72,111
N-08	W	52-10	at St. Louis	48,421
N-15	W	38-13	Baltimore	68,613
N-22	L	10-20	NY Giants	66,327
N-30	L	10-13	at Miami	67,797
D-06	L	13-15	at Washington	52,206
D-13	L	10-21	at Dallas	64,955
D-20	W	38-0	St. Louis	56,636
<b>NFC WILD CARD</b>				
D-27	L	21-27	NY Giants	71,611

TEAM STATS	EAGLES	OPP
<b>Total First Downs</b>	<b>332</b>	<b>266</b>
Rushing	157	102
Passing	150	137
Penalty	25	27
<b>3rd Down: Made/Att</b>	<b>95/214</b>	<b>101/236</b>
3rd Down Pct.	44.4	42.9
<b>4th Down: Made/Att</b>	<b>na</b>	<b>na</b>
4th Down Pct.	na	na
<b>Possession Avg.</b>	<b>na</b>	<b>na</b>
<b>Total Net Yards</b>	<b>5553</b>	<b>4447</b>
Avg. Per Game	347.1	277.9
Total Plays	1058	1023
Avg. Per Play	5.2	4.3
<b>Net Yards Rushing</b>	<b>2509</b>	<b>1751</b>
Avg. Per Game	156.8	109.4
Total Rushes	559	476
<b>Net Yards Passing</b>	<b>3044</b>	<b>2696</b>
Avg. Per Game	190.3	168.5
Sacked/Yards Lost	22/205	40/354
Gross Yards	3249	3050
Att./Completions	476/258	507/248
Completion Pct.	54.2	48.9
Had Intercepted	22	26
<b>Punts/Average</b>	<b>64/40.3</b>	<b>76/40.7</b>
<b>Net Punting Avg.</b>	<b>34.6</b>	<b>33.8</b>
<b>Penalties/Yards</b>	<b>113/855</b>	<b>90/798</b>
<b>Fumbles/Ball Lost</b>	<b>33/17</b>	<b>40/21</b>
<b>Touchdowns</b>	<b>44</b>	<b>26</b>
Rushing	17	11
Passing	25	12
Returns	2	3

Score By Periods	Q1	Q2	Q3	Q4	OT	Pts
Eagles	71	125	82	90	0	368
Opponents	42	64	24	91	0	221

Passing	Att	Cmp	Yds	Cmp%	Y/A	TD	TD%	Int	Int%	Lg	Sk/Lost	Rat
Jaworski	461	250	3095	54.2	6.71	23	5.0	20	4.3	85t	na	73.8
Pisarcik	15	8	154	53.3	10.27	2	13.3	2	13.3	44t	na	89.3
<b>Eagles</b>	<b>476</b>	<b>258</b>	<b>3249</b>	<b>54.2</b>	<b>6.83</b>	<b>25</b>	<b>5.3</b>	<b>22</b>	<b>4.6</b>	<b>85t</b>	<b>22/205</b>	<b>73.9</b>
<b>Opponents</b>	<b>507</b>	<b>248</b>	<b>3050</b>	<b>48.9</b>	<b>6.02</b>	<b>12</b>	<b>2.4</b>	<b>26</b>	<b>5.1</b>	<b>50t</b>	<b>40/354</b>	<b>54.4</b>

Scoring	TD	Ru	Pa	Rt	PAT	FG	2Pt	Pts
Franklin	0	0	0	0	41/43	20/31	0	101
Montgomery	10	8	2	0			0	60
Carmichael	6	0	6	0			0	36
Krepfle	5	0	5	0			0	30
Campfield	4	1	3	0			0	24
Russell	4	4	0	0			0	24
C.Smith	4	0	4	0			0	24
Giammona	2	1	1	0			0	12
Harrington	2	2	0	0			0	12
Henry	2	2	0	0			0	12
Parker	2	0	2	0			0	12
G.Brown	1	0	0	1			0	6
LeMaster	1	0	0	1			0	6
Oliver	1	1	0	0			0	6
Clarke (s)	0	0	0	0			0	2
Wilkes	0	0	0	0	1/1	0/0	0	1
<b>Eagles</b>	<b>44</b>	<b>17</b>	<b>25</b>	<b>2</b>	<b>42/44</b>	<b>20/31</b>	<b>0</b>	<b>368</b>
<b>Opponents</b>	<b>26</b>	<b>11</b>	<b>12</b>	<b>3</b>	<b>23/26</b>	<b>14/28</b>	<b>0</b>	<b>221</b>

Rushing	No.	Yds	Avg	Lg	TD
Montgomery	286	1402	4.9	41	8
Oliver	74	329	4.4	39	1
Harrington	34	140	4.1	16	2
Murray	23	134	5.8	20	0
Jaworski	22	128	5.8	26	0
Russell	41	123	3.0	17	4
Campfield	31	115	3.7	13	1
Giammona	33	98	3.0	9	1
Atkins	1	21	21.0	21	0
LeMaster	1	7	7.0	7	0
R.Smith	1	7	7.0	7	0
C.Smith	2	5	2.5	5	0
Carmichael	1	1	1.0	1	0
Pisarcik	7	1	0.1	10	0
Sciarra	1	0	0.0	0	0
Henry	1	-2	-2.0	-2	0
<b>Eagles</b>	<b>559</b>	<b>2509</b>	<b>4.5</b>	<b>41</b>	<b>17</b>
<b>Opponents</b>	<b>476</b>	<b>1751</b>	<b>3.7</b>	<b>73</b>	<b>11</b>

Receiving	No.	Yds	Avg	Lg	TD
Carmichael	61	1028	16.9	85t	6
Montgomery	49	521	10.6	35t	2
C.Smith	38	564	14.8	32	4
Campfield	36	326	9.1	29t	3
Krepfle	20	210	10.5	26	5
Oliver	10	37	3.7	27	0
Henry	9	145	16.1	44t	2
Harrington	9	27	3.0	12	0
Parker	8	168	21.0	55t	2
Spagnola	6	83	13.8	28	0
Giammona	6	54	9.0	19	1
R.Smith	4	84	21.0	42	0
Murray	1	7	7.0	7	0
Russell	1	-5	-5.0	-5	0
<b>Eagles</b>	<b>258</b>	<b>3249</b>	<b>12.6</b>	<b>85t</b>	<b>25</b>
<b>Opponents</b>	<b>248</b>	<b>3050</b>	<b>12.3</b>	<b>50t</b>	<b>12</b>

INTs	No.	Yds	Avg	Lg	TD
Wilson	5	74	14.8	26	0
Young	4	35	8.8	33	0
Edwards	3	1	0.3	1	0
Chesley	2	66	33.0	35	0
Blackmore	2	43	21.5	25	0
LeMaster	2	28	14.0	22	0
Wilkes	2	18	9.0	11	0
Logan	2	-1	-0.5	-1	0
Robinson	1	3	3.0	3	0
Johnson	1	0	0.0	0	0
Phillips	1	0	0.0	0	0
Sciarra	1	0	0.0	0	0
<b>Eagles</b>	<b>26</b>	<b>270</b>	<b>10.4</b>	<b>35</b>	<b>0</b>
<b>Opponents</b>	<b>22</b>	<b>357</b>	<b>16.2</b>	<b>52t</b>	<b>2</b>

Sacks: Eagles 40.0, Opponents 22.0

Punting	No.	Yds	Avg	Net	TB	Lg	B
Runager	63	2567	40.7	34.9	6	64	na
Franklin	1	13	13.0	13.0	0	13	na
<b>Eagles</b>	<b>64</b>	<b>2580</b>	<b>40.3</b>	<b>34.6</b>	<b>6</b>	<b>64</b>	<b>na</b>
<b>Opponents</b>	<b>76</b>	<b>3092</b>	<b>40.7</b>	<b>33.8</b>	<b>na</b>	<b>75</b>	<b>na</b>

Punt Returns	Ret	FC	Yds	Avg	Lg	TD
Henry	54	8	396	7.3	52	0
Sciarra	4	0	26	6.5	10	0
<b>Eagles</b>	<b>58</b>	<b>8</b>	<b>422</b>	<b>7.3</b>	<b>52</b>	<b>0</b>
<b>Opponents</b>	<b>34</b>	<b>1</b>	<b>246</b>	<b>7.2</b>	<b>21</b>	<b>0</b>

Kickoff Returns	No.	Yds	Avg	Lg	TD
Henry	25	533	21.3	43	0
Campfield	12	223	18.6	32	0
Russell	2	28	14.0	20	0
Giammona	1	19	19.0	19	0
Atkins	1	15	15.0	15	0
Murray	1	14	14.0	14	0
Clarke	1	0	0.0	0	0
<b>Eagles</b>	<b>43</b>	<b>832</b>	<b>19.3</b>	<b>43</b>	<b>0</b>
<b>Opponents</b>	<b>60</b>	<b>1304</b>	<b>21.7</b>	<b>57</b>	<b>0</b>

Field Goals	1-19	20-29	30-39	40-49	50+
Franklin	0/0	5/5	7/9	7/13	1/4
<b>Eagles</b>	<b>0/0</b>	<b>5/5</b>	<b>7/9</b>	<b>7/13</b>	<b>1/4</b>
<b>Opponents</b>	<b>1/2</b>	<b>5/6</b>	<b>4/6</b>	<b>4/13</b>	<b>0/1</b>





SCHEDULE & RESULTS (12-4)				
S-07	W	27-6	Denver	70,307
S-14	W	42-7	at Minnesota	46,460
S-22	W	35-3	NY Giants	70,767
S-28	L	14-24	at St. Louis	49,079
O-05	W	24-14	Washington	69,044
O-12	W	31-16	at NY Giants	71,051
O-19	W	17-10	Dallas	70,696
O-26	W	17-14	Chicago	68,752
N-02	W	27-20	at Seattle	61,046
N-09	W	34-21	at New Orleans	44,340
N-16	W	24-0	at Washington	51,897
N-23	W	10-7	Oakland	68,585
N-30	L	21-22	at San Diego	51,760
D-07	L	17-20	Atlanta	70,205
D-14	W	17-3	St. Louis	68,969
D-21	L	27-35	at Dallas	62,548
<b>NFC DIVISIONAL PLAYOFF</b>				
J-03	W	31-16	Minnesota	68,434
<b>NFC CHAMPIONSHIP GAME</b>				
J-11	W	20-7	Dallas	70,696
<b>SUPER BOWL XV (New Orleans)</b>				
J-25	L	10-27	Oakland	75,500

TEAM STATS	EAGLES	OPP
<b>Total First Downs</b>	<b>326</b>	<b>270</b>
Rushing	118	87
Passing	186	157
Penalty	22	26
<b>3rd Down: Made/Att</b>	<b>89/217</b>	<b>84/245</b>
3rd Down Pct.	41.0	34.3
<b>4th Down: Made/Att</b>	<b>na</b>	<b>na</b>
4th Down Pct.	na	na
<b>Possession Avg.</b>	<b>na</b>	<b>na</b>
<b>Total Net Yards</b>	<b>5519</b>	<b>4428</b>
Avg. Per Game	344.9	276.8
Total Plays	1037	1032
Avg. Per Play	5.3	4.3
<b>Net Yards Rushing</b>	<b>1995</b>	<b>1603</b>
Avg. Per Game	124.7	100.1
Total Rushes	528	445
<b>Net Yards Passing</b>	<b>3524</b>	<b>2825</b>
Avg. Per Game	220.3	176.6
Sacked/Yards Lost	33/247	44/355
Gross Yards	3771	3180
Att./Completions	477/275	543/265
Completion Pct.	57.7	48.8
Had Intercepted	12	25
<b>Punts/Average</b>	<b>76/38.8</b>	<b>89/41.3</b>
<b>Net Punting Avg.</b>	<b>33.7</b>	<b>33.2</b>
<b>Penalties/Yards</b>	<b>96/809</b>	<b>87/749</b>
<b>Fumbles/Ball Lost</b>	<b>29/16</b>	<b>28/11</b>
<b>Touchdowns</b>	<b>48</b>	<b>26</b>
Rushing	19	8
Passing	28	16
Returns	1	2

Score By Periods	Q1	Q2	Q3	Q4	OT	Pts
Eagles	56	102	96	130	0	384
Opponents	63	60	55	44	0	222

Passing	Att	Cmp	Yds	Cmp%	Y/A	TD	TD%	Int	Int%	Lg	Sk/Lost	Rat
Jaworski	451	257	3529	57.0	7.82	27	6.0	12	2.7	56t	na	91.0
Pisarcik	22	15	187	68.2	8.50	0	0.0	0	0.0	46	na	94.3
Giammona	3	3	55	100.0	18.33	1	33.3	0	0.0	27	na	158.3
Montgomery	1	0	0	0.0	0.00	0	0.0	0	0.0	0	na	39.6
<b>Eagles</b>	<b>477</b>	<b>275</b>	<b>3771</b>	<b>57.7</b>	<b>7.91</b>	<b>28</b>	<b>5.9</b>	<b>12</b>	<b>2.5</b>	<b>56t</b>	<b>33/247</b>	<b>92.1</b>
<b>Opponents</b>	<b>543</b>	<b>265</b>	<b>3180</b>	<b>48.8</b>	<b>5.86</b>	<b>16</b>	<b>2.9</b>	<b>25</b>	<b>4.6</b>	<b>86t</b>	<b>44/355</b>	<b>57.8</b>

Scoring	TD	Ru	Pa	Rt	PAT	FG	2Pt	Pts
Franklin	0	0	0	0	48/48	16/31	0	96
Montgomery	10	8	2	0			0	60
Carmichael	9	0	9	0			0	54
Giammona	5	4	1	0			0	30
L.Harris	4	3	1	0			0	24
Krepfle	4	0	4	0			0	24
Campfield	3	1	2	0			0	18
C.Smith	3	0	3	0			0	18
Spagnola	3	0	3	0			0	18
Fitzkee	2	0	2	0			0	12
Harrington	1	1	0	0			0	6
Hogan	1	1	0	0			0	6
Jaworski	1	1	0	0			0	6
Parker	1	0	1	0			0	6
Robinson	1	0	0	1			0	6
<b>Eagles</b>	<b>48</b>	<b>19</b>	<b>28</b>	<b>1</b>	<b>48/48</b>	<b>16/31</b>	<b>0</b>	<b>384</b>
<b>Opponents</b>	<b>26</b>	<b>8</b>	<b>16</b>	<b>2</b>	<b>24/26</b>	<b>14/26</b>	<b>0</b>	<b>222</b>

Rushing	No.	Yds	Avg	Lg	TD
Montgomery	193	778	4.0	72t	8
Giammona	98	361	3.7	44	4
L.Harris	104	330	3.2	22	3
Harrington	32	166	5.2	19t	2
Campfield	44	120	2.7	19	1
Jaworski	27	95	3.5	19	1
Hogan	12	44	3.7	12	1
C.Smith	5	33	6.6	16	0
LeMaster	2	21	10.5	11	0
Fitzkee	1	15	15.0	15	0
Sciarra	3	11	3.7	9	0
Dixon	2	8	0.3	0	0
Culbreath	1	3	0.3	3	0
Pisarcik	3	-3	-1.0	-3	0
<b>Eagles</b>	<b>528</b>	<b>1995</b>	<b>3.8</b>	<b>72t</b>	<b>20</b>
<b>Opponents</b>	<b>445</b>	<b>1603</b>	<b>3.6</b>	<b>37t</b>	<b>8</b>

Receiving	No.	Yds	Avg	Lg	TD
Montgomery	50	407	8.1	46	2
Carmichael	48	815	17.0	56t	9
C.Smith	47	825	17.6	31	3
Krepfle	30	450	15.0	27	4
Campfield	26	275	10.6	50	2
Spagnola	18	193	10.7	20	3
Giammona	17	178	10.4	30	1
L.Harris	15	207	13.8	51	1
Parker	9	148	16.4	30	1
Fitzkee	6	169	28.2	45t	2
Henry	4	68	17.0	20	0
Harrington	3	24	8.0	17	0
Gilbert	1	7	7.0	7	0
Dixon	1	5	5.0	5	0
<b>Eagles</b>	<b>275</b>	<b>3771</b>	<b>13.7</b>	<b>56t</b>	<b>28</b>
<b>Opponents</b>	<b>265</b>	<b>3180</b>	<b>12.0</b>	<b>86t</b>	<b>16</b>

INTs	No.	Yds	Avg	Lg	TD
Wilson	6	79	13.2	41	0
Young	4	27	6.8	26	0
Edwards	3	12	4.0	9	0
Johnson	3	9	3.0	9	0
Robinson	2	13	6.5	13	0
Blackmore	2	0	0.0	0	0
Logan	1	16	16.0	16	0
Bergey	1	7	7.0	7	0
LeMaster	1	7	7.0	7	0
Hairston	1	0	0.0	0	0
Wilkes	1	0	0.0	0	0
<b>Eagles</b>	<b>25</b>	<b>170</b>	<b>6.9</b>	<b>41</b>	<b>0</b>
<b>Opponents</b>	<b>12</b>	<b>220</b>	<b>18.3</b>	<b>70t</b>	<b>1</b>

Sacks: Eagles 44.0, Opponents 33.0

Punting	No.	Yds	Avg	Net	TB	Lg	B
Runager	75	2947	39.3	33.7	na	58	1
<b>Eagles</b>	<b>76</b>	<b>2947</b>	<b>38.8</b>	<b>33.7</b>	<b>na</b>	<b>58</b>	<b>1</b>
<b>Opponents</b>	<b>89</b>	<b>3673</b>	<b>41.3</b>	<b>33.2</b>	<b>na</b>	<b>62</b>	<b>na</b>

Punt Returns	Ret	FC	Yds	Avg	Lg	TD
Sciarra	36	1	330	9.2	32	0
Henry	26	1	222	8.5	30	0
Giammona	1	0	8	8.0	8	0
<b>Eagles</b>	<b>63</b>	<b>2</b>	<b>560</b>	<b>8.9</b>	<b>32</b>	<b>0</b>
<b>Opponents</b>	<b>35</b>	<b>9</b>	<b>224</b>	<b>6.4</b>	<b>21</b>	<b>0</b>

Kickoff Returns	No.	Yds	Avg	Lg	TD
Campfield	26	540	20.8	33	0
Henry	7	154	22.0	39	0
Giammona	7	82	11.7	16	0
Harrington	6	104	17.3	30	0
Dixon	2	30	15.0	15	0
Montgomery	1	23	23.0	23	0
Blue	1	16	16.0	16	0
R.Baker	1	6	6.0	6	0
Clarke	1	0	0.0	0	0
Spagnola	1	0	0.0	0	0
<b>Eagles</b>	<b>53</b>	<b>955</b>	<b>18.0</b>	<b>39</b>	<b>0</b>
<b>Opponents</b>	<b>69</b>	<b>1307</b>	<b>18.9</b>	<b>41</b>	<b>0</b>



SCHEDULE & RESULTS (11-5)					
S-02	W	23-17	NY Giants	67,366	
S-10	L	10-14	Atlanta	66,935	
S-16	W	26-14	at New Orleans	54,212	
S-23	W	17-13	at NY Giants	74,265	
S-30	W	17-14	Pittsburgh	70,352	
O-07	W	28-17	Washington	69,142	
O-14	W	24-20	at St. Louis	48,367	
O-21	L	7-17	at Washington	54,442	
O-28	L	13-37	at Cincinnati	42,036	
N-04	L	19-24	Cleveland	69,019	
N-12	W	31-21	at Dallas	62,417	
N-18	W	16-13	St. Louis	70,235	
N-25	W	21-10	at Green Bay	50,023	
D-02	W	44-7	Detroit	66,128	
D-08	L	17-24	Dallas	71,434	
D-16	W	26-20	at Houston	49,407	
<b>NFC WILD CARD</b>					
D-23	W	27-17	Chicago	69,397	
<b>NFC DIVISIONAL PLAYOFF</b>					
D-29	L	17-24	at Tampa Bay	71,402	

TEAM STATS	EAGLES	OPP
<b>Total First Downs</b>	<b>292</b>	<b>273</b>
Rushing	122	128
Passing	150	125
Penalty	20	20
<b>3rd Down: Made/Att</b>	<b>na</b>	<b>na</b>
3rd Down Pct.	na	na
<b>4th Down: Made/Att</b>	<b>na</b>	<b>na</b>
4th Down Pct.	na	na
<b>Possession Avg.</b>	<b>na</b>	<b>na</b>
<b>Total Net Yards</b>	<b>5031</b>	<b>4745</b>
Avg. Per Game	314.7	296.6
Total Plays	1011	1019
Avg. Per Play	5.0	4.7
<b>Net Yards Rushing</b>	<b>2421</b>	<b>2271</b>
Avg. Per Game	151.3	141.9
Total Rushes	567	515
<b>Net Yards Passing</b>	<b>2610</b>	<b>2474</b>
Avg. Per Game	163.4	154.6
Sacked/Yards Lost	34/272	45/324
Gross Yards	2882	2798
Att./Completions	410/209	459/243
Completion Pct.	51.0	52.9
Had Intercepted	13	22
<b>Punts/Average</b>	<b>76/38.9</b>	<b>85/39.9</b>
<b>Net Punting Avg.</b>	<b>34.7</b>	<b>33.5</b>
<b>Penalties/Yards</b>	<b>90/689</b>	<b>86/641</b>
<b>Fumbles/Ball Lost</b>	<b>37/16</b>	<b>20/11</b>
<b>Touchdowns</b>	<b>39</b>	<b>34</b>
Rushing	17	16
Passing	21	18
Returns	1	0

Score By Periods	Q1	Q2	Q3	Q4	OT	Pts
Eagles	58	122	86	73	0	339
Opponents	53	67	52	110	0	282

Passing	Att	Cmp	Yds	Cmp%	Y/A	TD	TD%	Int	Int%	Lg	Sk/Lost	Rat
Jaworski	374	190	2669	50.8	7.14	18	4.8	12	3.2	53t	na	76.8
Walton	36	19	213	52.8	5.92	3	8.3	1	2.8	31	na	86.9
<b>Eagles</b>	<b>410</b>	<b>209</b>	<b>2882</b>	<b>51.0</b>	<b>7.03</b>	<b>21</b>	<b>5.1</b>	<b>13</b>	<b>3.2</b>	<b>53t</b>	<b>34/272</b>	<b>77.7</b>
<b>Opponents</b>	<b>459</b>	<b>243</b>	<b>2798</b>	<b>52.9</b>	<b>6.10</b>	<b>18</b>	<b>3.9</b>	<b>23</b>	<b>5.0</b>	<b>78</b>	<b>45/324</b>	<b>63.8</b>

Scoring	TD	Ru	Pa	Rt	PAT	FG	2Pt	Pts
Franklin	0	0	0	0	36/39	23/31	0	105
Montgomery	14	9	5	0	0	0	0	84
Carmichael	11	0	11	0	0	0	0	66
Campfield	3	3	0	1	0	0	0	24
Krepfle	3	0	3	0	0	0	0	18
Harris	2	2	0	0	0	0	0	12
Jaworski	2	2	0	0	0	0	0	12
Barnes	1	1	0	0	0	0	0	6
Fitzkee	1	0	1	0	0	0	0	6
Smith	1	0	1	0	0	0	0	6
<b>Eagles</b>	<b>39</b>	<b>17</b>	<b>21</b>	<b>1</b>	<b>36/39</b>	<b>23/31</b>	<b>0</b>	<b>339</b>
<b>Opponents</b>	<b>34</b>	<b>16</b>	<b>18</b>	<b>0</b>	<b>33/34</b>	<b>15/23</b>	<b>0</b>	<b>282</b>

Rushing	No.	Yds	Avg	Lg	TD
Montgomery	338	1512	4.5	62t	9
Harris	107	504	4.7	80	2
Campfield	30	165	5.5	40	3
Jaworski	43	119	2.8	21	2
Barnes	25	74	3.0	21	1
Giammona	15	38	2.5	9	0
LeMaster	1	15	15.0	15	0
Carmichael	1	0	0.0	0	0
Carr	1	-1	-1.0	-1	0
Walton	6	-5	-0.8	2	0
<b>Eagles</b>	<b>567</b>	<b>2421</b>	<b>4.3</b>	<b>80</b>	<b>17</b>
<b>Opponents</b>	<b>515</b>	<b>2271</b>	<b>4.4</b>	<b>75</b>	<b>16</b>

Receiving	No.	Yds	Avg	Lg	TD
Carmichael	52	872	16.8	50	11
Krepfle	41	760	18.5	45	3
Montgomery	41	494	12.0	53t	5
Smith	24	399	16.6	39	1
Harris	22	107	4.9	15	0
Campfield	16	115	7.2	17	0
Fitzkee	8	105	13.1	19	1
Spagnola	2	24	12.0	14	0
Barnes	1	6	6.0	6	0
Carr	1	2	2.0	2	0
McRae	1	-2	-2.0	-2	0
<b>Eagles</b>	<b>209</b>	<b>2882</b>	<b>13.8</b>	<b>53t</b>	<b>21</b>
<b>Opponents</b>	<b>243</b>	<b>2798</b>	<b>11.5</b>	<b>78t</b>	<b>18</b>

INTs	No.	Yds	Avg	Lg	TD
Wilson	4	70	17.5	50	0
Logan	3	57	19.0	35	0
Howard	3	34	11.3	34	0
Edwards	3	6	2.0	6	0
Sciarra	2	45	22.5	34	0
Chesley	2	39	19.5	25	0
Bunting	2	13	6.5	13	0
Wilkes	2	0	0.0	0	0
Bergey	1	0	0.0	0	0
<b>Eagles</b>	<b>22</b>	<b>264</b>	<b>12.0</b>	<b>50</b>	<b>0</b>
<b>Opponents</b>	<b>13</b>	<b>132</b>	<b>10.2</b>	<b>23</b>	<b>0</b>

Sacks: Eagles 45.0, Opponents 34.0

Punting	No.	Yds	Avg	Net	TB	Lg	B
Runager	74	2927	39.6	34.8	na	57	1
Franklin	1	32	32.0	32.0	na	32	0
<b>Eagles</b>	<b>76</b>	<b>2959</b>	<b>38.9</b>	<b>34.7</b>	<b>na</b>	<b>57</b>	<b>1</b>
<b>Opponents</b>	<b>85</b>	<b>3392</b>	<b>39.9</b>	<b>33.5</b>	<b>na</b>	<b>62</b>	<b>na</b>

Punt Returns	Ret	FC	Yds	Avg	Lg	TD
Henry	35	7	320	9.1	34	0
Sciarra	16	0	182	11.4	38	0
Giammona	5	0	42	8.4	14	0
Blackmore	1	1	0	0.0	0	0
<b>Eagles</b>	<b>57</b>	<b>8</b>	<b>544</b>	<b>9.5</b>	<b>38</b>	<b>0</b>
<b>Opponents</b>	<b>34</b>	<b>10</b>	<b>200</b>	<b>5.9</b>	<b>24</b>	<b>0</b>

Kickoff Returns	No.	Yds	Avg	Lg	TD
Henry	28	668	23.9	53	0
Giammona	15	294	19.6	31	0
Campfield	7	251	35.9	92t	1
Wilson	2	0	0.0	0	0
Barnes	1	23	23.0	23	0
Latimer	1	18	18.0	18	0
Montgomery	1	6	6.0	6	0
Smith	1	1	1.0	1	0
<b>Eagles</b>	<b>56</b>	<b>1261</b>	<b>22.5</b>	<b>92t</b>	<b>1</b>
<b>Opponents</b>	<b>69</b>	<b>1267</b>	<b>18.4</b>	<b>38</b>	<b>0</b>



SCHEDULE & RESULTS (9-7)					
S-03	L	14-16	LA Rams	64,721	
S-10	L	30-35	at Washington	54,380	
S-17	W	24-17	at New Orleans	49,242	
S-24	W	17-3	Miami	62,998	
O-01	W	17-14	at Baltimore	47,639	
O-08	L	14-24	at New England	61,016	
O-15	W	17-10	Washington	65,722	
O-22	L	7-14	at Dallas	60,525	
O-29	L	10-16	St. Louis	62,989	
N-05	W	10-3	Green Bay	64,214	
N-12	W	17-9	NY Jets	60,249	
N-19	W	19-17	at NY Giants	70,318	
N-26	W	14-10	at St. Louis	39,693	
D-03	L	27-28	at Minnesota	38,722	
D-10	L	13-31	Dallas	64,667	
D-17	W	20-3	NY Giants	56,396	
<b>NFC WILD CARD</b>					
D-24	L	13-14	at Atlanta	49,447	

TEAM STATS	EAGLES	OPP
<b>Total First Downs</b>	<b>271</b>	<b>248</b>
Rushing	143	92
Passing	112	136
Penalty	16	20
<b>3rd Down: Made/Att</b>	<b>na</b>	<b>na</b>
3rd Down Pct.	na	na
<b>4th Down: Made/Att</b>	<b>na</b>	<b>na</b>
4th Down Pct.	na	na
<b>Possession Avg.</b>	<b>na</b>	<b>na</b>
<b>Total Net Yards</b>	<b>4653</b>	<b>4635</b>
Avg. Per Game	290.8	289.7
Total Plays	1029	1000
Avg. Per Play	4.5	4.6
<b>Net Yards Rushing</b>	<b>2456</b>	<b>1862</b>
Avg. Per Game	153.5	116.4
Total Rushes	587	504
<b>Net Yards Passing</b>	<b>2197</b>	<b>2773</b>
Avg. Per Game	137.3	173.3
Sacked/Yards Lost	41/288	29/213
Gross Yards	2485	2986
Att./Completions	401/207	448/228
Completion Pct.	51.6	50.9
Had Intercepted	16	28
<b>Punts/Average</b>	<b>92/36.8</b>	<b>83/39.1</b>
<b>Net Punting Avg.</b>	<b>30.8</b>	<b>31.7</b>
<b>Penalties/Yards</b>	<b>91/800</b>	<b>102/874</b>
<b>Fumbles/Ball Lost</b>	<b>37/22</b>	<b>40/22</b>
<b>Touchdowns</b>	<b>36</b>	<b>30</b>
Rushing	16	11
Passing	16	17
Returns	4	2

Score By Periods	Q1	Q2	Q3	Q4	OT	Pts
Eagles	41	84	36	109	0	270
Opponents	81	71	54	44	0	250

Passing	Att	Cmp	Yds	Cmp%	Y/A	TD	TD%	Int	Int%	Lg	Sk/Lost	Rat
Jaworski	398	206	2487	51.8	6.25	16	4.0	16	2.5	56t	41/288	67.9
Sciarra	1	0	0	0.0	0.00	0	0.0	0	0.0	--	0/0	39.6
Walton	1	0	0	0.0	0.00	0	0.0	0	0.0	--	0/0	39.6
Engles	1	1	-2	100.0	-2.00	0	0.0	0	0.0	-2	0/0	79.2
<b>Eagles</b>	<b>401</b>	<b>207</b>	<b>2485</b>	<b>51.6</b>	<b>6.20</b>	<b>16</b>	<b>4.0</b>	<b>16</b>	<b>4.0</b>	<b>56t</b>	<b>41/288</b>	<b>67.6</b>
<b>Opponents</b>	<b>448</b>	<b>228</b>	<b>2986</b>	<b>50.9</b>	<b>6.67</b>	<b>17</b>	<b>3.8</b>	<b>28</b>	<b>6.3</b>	<b>58t</b>	<b>29/213</b>	<b>58.9</b>

Scoring	TD	Ru	Pa	Rt	PAT	FG	2Pt	Pts
Montgomery	10	9	1	0			0	60
Carmichael	8	0	8	0			0	48
Mike-Mayer	0	0	0	0	21/24	8/17	0	45
Hogan	5	4	1	0			0	30
Krepfle	3	0	3	0			0	18
Sciarra	2	2	0	0			0	12
C.Smith	2	0	2	0			0	12
Michel	0	0	0	0	9/12	0/0	0	9
Barnes	1	1	0	0			0	6
Edwards	1	0	0	1			0	6
Henry	1	0	0	1			0	6
LeMaster	1	0	0	1			0	6
Payne	1	0	1	0			0	6
Sanders	1	0	0	1			0	6
<b>Eagles</b>	<b>36</b>	<b>16</b>	<b>4</b>	<b>30/36</b>	<b>8/17</b>	<b>0</b>	<b>270</b>	
<b>Opponents</b>	<b>30</b>	<b>11</b>	<b>17</b>	<b>2</b>	<b>28/30</b>	<b>14/26</b>	<b>0</b>	<b>250</b>

Rushing	No.	Yds	Avg	Lg	TD
Montgomery	259	1220	4.7	47	9
Hogan	145	607	4.2	33	4
Campfield	61	247	4.1	50	0
Franklin	60	167	2.8	9	0
Jaworski	30	79	2.6	15	0
Betterson	11	32	2.9	5	0
LeMaster	2	29	14.5	23	0
Carmichael	1	21	21.0	21	0
Payne	1	17	17.0	17	0
Engles	1	16	16.0	16	0
Sciarra	8	11	1.4	4	2
Giammona	4	6	1.5	3	0
Barnes	1	4	4.0	4t	1
Walton	2	0	0.0	0	0
Michel	1	0	0.0	0	0
<b>Eagles</b>	<b>587</b>	<b>2456</b>	<b>4.2</b>	<b>50</b>	<b>16</b>
<b>Opponents</b>	<b>504</b>	<b>1862</b>	<b>3.7</b>	<b>24</b>	<b>11</b>

Receiving	No.	Yds	Avg	Lg	TD
Carmichael	55	1072	19.5	56t	8
Montgomery	34	195	5.7	23	1
Hogan	31	164	5.3	16	1
Krepfle	26	374	14.4	34t	3
Campfield	15	101	6.7	25	0
Payne	13	238	15.9	50	1
Osborne	13	145	11.2	48	0
Smith	11	142	12.9	27t	2
Franklin	7	46	6.6	15	0
Betterson	2	8	4.0	5	0
<b>Eagles</b>	<b>207</b>	<b>2485</b>	<b>12.0</b>	<b>56t</b>	<b>16</b>
<b>Opponents</b>	<b>228</b>	<b>2986</b>	<b>13.1</b>	<b>58t</b>	<b>17</b>

INTs	No.	Yds	Avg	Lg	TD
Edwards	7	59	8.4	25	0
Sanders	5	43	8.6	24	1
Bergey	4	70	17.5	50	0
LeMaster	3	22	7.3	9t	1
Howard	3	15	5.0	15	0
Logan	2	15	7.5	9	0
Sciarra	1	21	21.0	21	0
Hairston	1	12	12.0	12	0
Bunting	1	9	9.0	9	0
Mahalic	1	5	5.0	5	0
<b>Eagles</b>	<b>28</b>	<b>271</b>	<b>9.7</b>	<b>50</b>	<b>2</b>
<b>Opponents</b>	<b>16</b>	<b>131</b>	<b>8.1</b>	<b>34</b>	<b>0</b>

Sacks: Eagles 29.0, Opponents 41.0

Punting	No.	Yds	Avg	Net	TB	Lg	B
Michel	58	2078	35.8	30.9	na	52	0
Engles	33	1307	39.6	30.6	na	53	1
<b>Eagles</b>	<b>92</b>	<b>3385</b>	<b>36.8</b>	<b>30.8</b>	<b>na</b>	<b>53</b>	<b>1</b>
<b>Opponents</b>	<b>83</b>	<b>3245</b>	<b>39.1</b>	<b>31.7</b>	<b>na</b>	<b>66</b>	<b>na</b>

Punt Returns	Ret	FC	Yds	Avg	Lg	TD
Sciarra	37	9	251	6.8	23	0
Henry	11	1	165	15.0	15t	1
Giammona	0	1	0	0.0	0	0
<b>Eagles</b>	<b>48</b>	<b>11</b>	<b>416</b>	<b>8.7</b>	<b>57t</b>	<b>1</b>
<b>Opponents</b>	<b>47</b>	<b>12</b>	<b>354</b>	<b>7.5</b>	<b>80t</b>	<b>1</b>

Kickoff Returns	No.	Yds	Avg	Lg	TD
Campfield	18	368	20.4	31	0
Giammona	12	245	20.4	31	0
Betterson	7	185	26.4	44	0
Montgomery	6	154	25.7	34	0
Lusk	3	61	20.3	24	0
Henry	3	54	18.0	24	0
Tautolo	3	45	15.0	24	0
Barnes	2	22	11.0	18	0
Sciarra	1	0	0.0	0	0
<b>Eagles</b>	<b>55</b>	<b>1134</b>	<b>20.6</b>	<b>44</b>	<b>0</b>
<b>Opponents</b>	<b>56</b>	<b>1154</b>	<b>20.6</b>	<b>41</b>	<b>0</b>



SCHEDULE & RESULTS (5-9)					
S-18	W	13-3	Tampa Bay	61,549	
S-25	L	0-20	at LA Rams	46,031	
O-02	L	13-17	at Detroit	57,236	
O-09	W	28-10	at NY Giants	48,824	
O-16	L	17-21	St. Louis	60,535	
O-23	L	10-16	Dallas	65,507	
O-30	L	17-23	at Washington	55,031	
N-06	W	28-7	New Orleans	53,482	
N-13	L	14-17	Washington	60,702	
N-20	L	16-21	at St. Louis	48,768	
N-27	L	6-14	at New England	57,893	
D-04	L	14-24	at Dallas	60,289	
D-11	W	17-14	NY Giants	47,731	
D-18	W	27-0	NY Jets	19,241	

TEAM STATS	EAGLES	OPP
<b>Total First Downs</b>	<b>211</b>	<b>216</b>
Rushing	98	95
Passing	100	106
Penalty	13	15
<b>3rd Down: Made/Att</b>	<b>na</b>	<b>na</b>
3rd Down Pct.	na	na
<b>4th Down: Made/Att</b>	<b>na</b>	<b>na</b>
4th Down Pct.	na	na
<b>Possession Avg.</b>	<b>na</b>	<b>na</b>
<b>Total Net Yards</b>	<b>3575</b>	<b>3793</b>
Avg. Per Game	255.4	270.9
Total Plays	880	925
Avg. Per Play	4.1	4.1
<b>Net Yards Rushing</b>	<b>1719</b>	<b>1917</b>
Avg. Per Game	122.7	136.9
Total Rushes	484	520
<b>Net Yards Passing</b>	<b>1856</b>	<b>1876</b>
Avg. Per Game	132.5	134.0
Sacked/Yards Lost	47/342	47/316
Gross Yards	2198	2192
Att./Completions	349/167	358/183
Completion Pct.	47.9	51.1
Had Intercepted	21	21
<b>Punts/Average</b>	<b>95/36.5</b>	<b>91/38.7</b>
<b>Net Punting Avg.</b>	<b>32.8</b>	<b>31.0</b>
<b>Penalties/Yards</b>	<b>78/642</b>	<b>85/703</b>
<b>Fumbles/Ball Lost</b>	<b>30/16</b>	<b>26/13</b>
<b>Touchdowns</b>	<b>29</b>	<b>25</b>
Rushing	10	10
Passing	18	14
Returns	1	1

Score By Periods	Q1	Q2	Q3	Q4	OT	Pts
Eagles	34	81	40	65	0	220
Opponents	42	64	43	58	0	207

Passing	Att	Cmp	Yds	Cmp%	Y/A	TD	TD%	Int	Int%	Lg	Sk/Lost	Rat
Jaworski	346	166	2183	48.0	6.31	18	5.2	21	6.1	55t	47/342	60.4
Gabriel	3	1	15	33.3	5.00	0	0.0	0	0.0	15	0/0	50.7
<b>Eagles</b>	<b>349</b>	<b>167</b>	<b>2198</b>	<b>47.9</b>	<b>6.30</b>	<b>18</b>	<b>5.2</b>	<b>21</b>	<b>6.0</b>	<b>55t</b>	<b>47/342</b>	<b>60.3</b>
<b>Opponents</b>	<b>358</b>	<b>183</b>	<b>2192</b>	<b>51.1</b>	<b>6.12</b>	<b>14</b>	<b>3.9</b>	<b>21</b>	<b>5.9</b>	<b>80t</b>	<b>47/316</b>	<b>58.8</b>

Scoring	TD	Ru	Pa	Rt	PAT	FG	2Pt	Pts
Carmichael	7	0	7	0			0	42
Jaworski	5	5	0	0			0	30
Muhlmann	0	0	0	0	17/19	3/8	0	26
Smith	4	0	4	0			0	24
Krepfle	3	0	3	0			0	18
Lusk	3	2	1	0			0	18
Montgomery	3	2	0	1			0	18
Mike-Mayer	0	0	0	0	7/7	3/3	0	16
Sullivan	2	0	2	0			0	12
Betterson	1	1	0	0			0	6
Hogan	1	0	1	0			0	6
Johansson	0	0	0	0	1/3	1/4	0	4
<b>Eagles</b>	<b>29</b>	<b>10</b>	<b>18</b>	<b>1</b>	<b>25/29</b>	<b>7/15</b>	<b>0</b>	<b>220</b>
<b>Opponents</b>	<b>25</b>	<b>10</b>	<b>14</b>	<b>1</b>	<b>24/25</b>	<b>11/26</b>	<b>0</b>	<b>207</b>

Rushing	No.	Yds	Avg	Lg	TD
Hogan	155	546	3.5	19	0
Sullivan	125	363	2.9	14	0
Betterson	62	233	3.8	17t	1
Lusk	52	229	4.4	70t	2
Montgomery	45	183	4.1	27t	2
Jaworski	40	124	3.1	44	5
LeMaster	1	30	30.0	30	0
Smith	2	13	6.5	8	0
Franklin	1	0	0.0	0	0
Henry	1	-2	-2.0	-2	0
<b>Eagles</b>	<b>484</b>	<b>1719</b>	<b>3.6</b>	<b>70t</b>	<b>10</b>
<b>Opponents</b>	<b>520</b>	<b>1917</b>	<b>3.7</b>	<b>84t</b>	<b>10</b>

Receiving	No.	Yds	Avg	Lg	TD
Carmichael	46	665	14.5	50t	7
Smith	33	464	14.1	32	4
Krepfle	27	530	19.6	55t	3
Sullivan	26	223	8.6	30	2
Hogan	19	118	6.2	51t	1
Lusk	5	102	20.4	36t	1
Betterson	4	41	10.3	15	0
Montgomery	3	18	6.0	8	0
Henry	2	16	8.0	14	0
Papale	1	15	15.0	15	0
Osborne	1	6	6.0	6	0
<b>Eagles</b>	<b>167</b>	<b>2198</b>	<b>13.2</b>	<b>55t</b>	<b>18</b>
<b>Opponents</b>	<b>183</b>	<b>2192</b>	<b>11.9</b>	<b>80t</b>	<b>14</b>

INTs	No.	Yds	Avg	Lg	TD
Sanders	6	122	20.3	45	0
Edwards	6	9	1.5	6	0
Logan	5	124	24.8	45	0
Outlaw	2	41	20.5	38	0
Bergey	2	4	2.0	4	0
<b>Eagles</b>	<b>21</b>	<b>300</b>	<b>14.3</b>	<b>45</b>	<b>0</b>
<b>Opponents</b>	<b>21</b>	<b>256</b>	<b>12.1</b>	<b>41</b>	<b>0</b>

Sacks: Eagles 47.0, Opponents 47.0

Punting	No.	Yds	Avg	Net	TB	Lg	B
Jones	93	3463	37.2	32.8	na	68	2
<b>Eagles</b>	<b>95</b>	<b>3463</b>	<b>36.5</b>	<b>32.8</b>	<b>na</b>	<b>68</b>	<b>2</b>
<b>Opponents</b>	<b>91</b>	<b>3523</b>	<b>38.7</b>	<b>31.0</b>	<b>na</b>	<b>56</b>	<b>na</b>

Punt Returns	Ret	FC	Yds	Avg	Lg	TD
Marshall	46	5	489	10.6	48	0
Henry	2	0	25	12.5	22	0
Mitchell	2	0	4	2.0	4	0
<b>Eagles</b>	<b>50</b>	<b>5</b>	<b>518</b>	<b>10.4</b>	<b>48</b>	<b>0</b>
<b>Opponents</b>	<b>45</b>	<b>14</b>	<b>244</b>	<b>5.4</b>	<b>18</b>	<b>0</b>

Kickoff Returns	No.	Yds	Avg	Lg	TD
Montgomery	23	619	26.9	99t	1
Marshall	20	455	22.8	44	0
Lusk	1	23	23.0	23	0
Betterson	1	13	13.0	13	0
<b>Eagles</b>	<b>45</b>	<b>1110</b>	<b>24.7</b>	<b>99t</b>	<b>1</b>
<b>Opponents</b>	<b>47</b>	<b>940</b>	<b>20.0</b>	<b>43</b>	<b>0</b>





SCHEDULE & RESULTS (4-10)					
S-12	L	7-27	at Dallas	55,530	
S-19	W	20-7	NY Giants	60,643	
S-27	L	17-20	Washington (OT)	60,131	
O-03	W	14-13	at Atlanta	45,535	
O-10	L	14-33	St. Louis	44,933	
O-17	L	13-28	at Green Bay	55,398	
O-24	L	12-31	Minnesota	56,233	
O-31	W	10-0	at NY Giants	68,690	
N-07	L	14-17	at St. Louis	60,760	
N-14	L	3-24	at Cleveland	62,120	
N-21	L	7-26	Oakland	62,133	
N-28	L	0-24	at Washington	54,292	
D-05	L	7-26	Dallas	55,072	
D-12	W	27-10	Seattle	37,949	

TEAM STATS	EAGLES	OPP				
<b>Total First Downs</b>	<b>220</b>	<b>262</b>				
Rushing	109	113				
Passing	91	129				
Penalty	20	20				
<b>3rd Down: Made/Att</b>	<b>na</b>	<b>na</b>				
3rd Down Pct.	na	na				
<b>4th Down: Made/Att</b>	<b>na</b>	<b>na</b>				
4th Down Pct.	na	na				
<b>Possession Avg.</b>	<b>na</b>	<b>na</b>				
<b>Total Net Yards</b>	<b>3572</b>	<b>4600</b>				
Avg. Per Game	255.1	328.6				
Total Plays	915	954				
Avg. Per Play	3.9	4.8				
<b>Net Yards Rushing</b>	<b>2080</b>	<b>2050</b>				
Avg. Per Game	148.6	146.4				
Total Rushes	505	532				
<b>Net Yards Passing</b>	<b>1492</b>	<b>2550</b>				
Avg. Per Game	106.6	182.1				
Sacked/Yards Lost	43/352	19/138				
Gross Yards	1844	2688				
Att./Completions	369/182	404/237				
Completion Pct.	49.3	58.7				
Had Intercepted	18	9				
<b>Punts/Average</b>	<b>97/35.5</b>	<b>86/37.9</b>				
<b>Net Punting Avg.</b>	<b>29.9</b>	<b>31.1</b>				
<b>Penalties/Yards</b>	<b>91/722</b>	<b>105/927</b>				
<b>Fumbles/Ball Lost</b>	<b>33/14</b>	<b>31/15</b>				
<b>Touchdowns</b>	<b>19</b>	<b>35</b>				
Rushing	8	16				
Passing	11	17				
Returns	0	2				
<b>Score By Periods</b>	<b>Q1</b>	<b>Q2</b>	<b>Q3</b>	<b>Q4</b>	<b>OT</b>	<b>Pts</b>
Eagles	34	53	23	55	0	165
Opponents	41	100	69	73	3	286

Passing	Att	Cmp	Yds	Cmp%	Y/A	TD	TD%	Int	Int%	Lg	Sk/Lost	Rat
Boryla	246	123	1247	50.0	5.07	9	3.7	14	5.7	48	29/235	53.3
Gabriel	92	46	476	50.0	5.17	2	2.2	2	2.2	34	13/111	63.5
Walton	28	12	125	42.9	4.46	0	0.0	2	7.1	33	1/6	26.6
Carmichael	2	0	0	0.0	0.00	0	0.0	0	0.0	0	0/0	39.6
Jones	1	1	-4	100.0	-4.00	0	0.0	0	0.0	0	0/0	79.2
<b>Eagles</b>	<b>369</b>	<b>182</b>	<b>1844</b>	<b>49.3</b>	<b>5.00</b>	<b>11</b>	<b>3.0</b>	<b>18</b>	<b>4.9</b>	<b>48</b>	<b>43/352</b>	<b>53.6</b>
<b>Opponents</b>	<b>404</b>	<b>237</b>	<b>2688</b>	<b>58.7</b>	<b>6.65</b>	<b>17</b>	<b>4.2</b>	<b>9</b>	<b>2.2</b>	<b>69</b>	<b>19/138</b>	<b>83.4</b>

Scoring	TD	Ru	Pa	Rt	PAT	FG	2Pt	Pts
Muhlmann	0	0	0	0	18/19	11/16	0	51
Carmichael	5	0	5	0			0	30
C.Smith	5	1	4	0			0	30
Sullivan	3	2	1	0			0	18
Boryla	2	2	0	0			0	12
Hampton	1	1	0	0			0	6
Krepfle	1	0	1	0			0	6
Malone	1	1	0	0			0	6
Olds	1	1	0	0			0	6
<b>Eagles</b>	<b>19</b>	<b>8</b>	<b>11</b>	<b>0</b>	<b>18/19</b>	<b>11/16</b>	<b>0</b>	<b>165</b>
<b>Opponents</b>	<b>35</b>	<b>16</b>	<b>17</b>	<b>2</b>	<b>33/35</b>	<b>13/23</b>	<b>0</b>	<b>286</b>

Rushing	No.	Yds	Avg	Lg	TD
Hogan	123	561	4.6	32	0
Sullivan	99	399	4.0	26	2
Hampton	71	267	3.8	59	1
McAlister	68	265	3.9	20	0
Lusk	61	254	4.2	22	0
Boryla	29	166	5.7	22	2
Olds	36	120	3.3	8	1
C.Smith	9	25	2.8	14	1
Malone	2	14	7.0	15	1
Young	1	6	6.0	6	0
Gabriel	14	2	0.1	5	0
Walton	2	1	0.5	1	0
<b>Eagles</b>	<b>515</b>	<b>2080</b>	<b>4.1</b>	<b>59</b>	<b>8</b>
<b>Opponents</b>	<b>532</b>	<b>2050</b>	<b>3.8</b>	<b>46</b>	<b>16</b>

Receiving	No.	Yds	Avg	Lg	TD
Carmichael	42	503	12.0	24	5
Young	30	374	12.5	29	0
C.Smith	27	412	15.3	48t	4
Hogan	15	89	6.0	12	0
Sullivan	14	116	8.3	21	1
Lusk	13	119	9.2	42	0
McAlister	12	72	6.0	25	0
Hampton	12	57	4.8	19	0
Olds	9	29	3.2	14	0
Krepfle	6	80	13.3	17	1
Malone	1	-3	-3.0	-3	0
LeMaster	1	-4	-4.0	-4	0
<b>Eagles</b>	<b>182</b>	<b>1794</b>	<b>10.1</b>	<b>48t</b>	<b>11</b>
<b>Opponents</b>	<b>237</b>	<b>2688</b>	<b>11.3</b>	<b>69</b>	<b>17</b>

INTs	No.	Yds	Avg	Lg	TD
Bradley	2	63	31.5	52	0
Bergey	2	48	24.0	37	0
Outlaw	2	19	9.5	19	0
Logan	1	38	38.0	38	0
Ehlers	1	27	27.0	27	0
Clark	1	0	0.0	0	0
<b>Eagles</b>	<b>9</b>	<b>195</b>	<b>21.7</b>	<b>52</b>	<b>0</b>
<b>Opponents</b>	<b>18</b>	<b>189</b>	<b>10.5</b>	<b>37</b>	<b>1</b>

Sacks: Eagles 19.0, Opponents 43.0

Punting	No.	Yds	Avg	Net	TB	Lg	B
Jones	94	3445	36.6	29.9	na	57	3
<b>Eagles</b>	<b>97</b>	<b>3445</b>	<b>35.5</b>	<b>29.9</b>	<b>na</b>	<b>57</b>	<b>3</b>
<b>Opponents</b>	<b>86</b>	<b>3260</b>	<b>37.9</b>	<b>31.1</b>	<b>na</b>	<b>58</b>	<b>na</b>

Punt Returns	Ret	FC	Yds	Avg	Lg	TD
Marshall	27	9	290	10.7	29	0
Bradley	9	5	64	7.1	23	0
Clark	4	0	57	14.3	24	0
Burke	1	0	14	14.0	14	0
<b>Eagles</b>	<b>41</b>	<b>14</b>	<b>425</b>	<b>10.4</b>	<b>29</b>	<b>0</b>
<b>Opponents</b>	<b>53</b>	<b>10</b>	<b>405</b>	<b>7.6</b>	<b>55</b>	<b>0</b>

Kickoff Returns	No.	Yds	Avg	Lg	TD
Marshall	30	651	21.7	41	0
McAlister	9	172	19.1	28	0
Lusk	7	155	22.1	27	0
Sullivan	5	108	21.6	26	0
Hampton	3	46	15.3	23	0
Olds	1	11	11.0	11	0
Ehlers	1	8	8.0	8	0
C.Smith	1	3	3.0	3	0
Bleamer	1	0	0.0	0	0
<b>Eagles</b>	<b>58</b>	<b>1154</b>	<b>19.8</b>	<b>41</b>	<b>0</b>
<b>Opponents</b>	<b>44</b>	<b>902</b>	<b>20.5</b>	<b>53</b>	<b>0</b>



SCHEDULE & RESULTS (4-10)					
S-21	L	14-23	NY Giants	60,798	
S-28	L	13-15	at Chicago	54,392	
O-05	W	26-10	Washington	64,397	
O-12	L	16-24	at Miami	60,127	
O-19	L	20-31	at St. Louis	45,242	
O-26	L	17-20	Dallas	64,889	
N-03	L	3-42	LA Rams	64,601	
N-09	L	23-24	St. Louis	60,277	
N-16	W	13-10	at NY Giants	53,434	
N-23	L	17-27	at Dallas	57,893	
N-30	W	27-17	San Francisco	56,694	
D-07	L	0-31	Cincinnati	56,984	
D-14	L	10-25	at Denver	37,080	
D-21	W	26-3	at Washington	49,385	

TEAM STATS	EAGLES	OPP
<b>Total First Downs</b>	<b>237</b>	<b>275</b>
Rushing	84	130
Passing	134	123
Penalty	19	22
<b>3rd Down: Made/Att</b>	<b>na</b>	<b>na</b>
3rd Down Pct.	na	na
<b>4th Down: Made/Att</b>	<b>na</b>	<b>na</b>
4th Down Pct.	na	na
<b>Possession Avg.</b>	<b>na</b>	<b>na</b>
<b>Total Net Yards</b>	<b>4142</b>	<b>4771</b>
Avg. Per Game	295.9	340.8
Total Plays	949	970
Avg. Per Play	4.4	4.9
<b>Net Yards Rushing</b>	<b>1702</b>	<b>2233</b>
Avg. Per Game	121.6	159.5
Total Rushes	461	529
<b>Net Yards Passing</b>	<b>2440</b>	<b>2538</b>
Avg. Per Game	174.3	181.3
Sacked/Yards Lost	30/200	17/120
Gross Yards	2640	2658
Att./Completions	458/238	424/226
Completion Pct.	52.0	53.3
Had Intercepted	23	26
<b>Punts/Average</b>	<b>83/38.9</b>	<b>65/37.0</b>
<b>Net Punting Avg.</b>	<b>na</b>	<b>na</b>
<b>Penalties/Yards</b>	<b>81/744</b>	<b>96/769</b>
<b>Fumbles/Ball Lost</b>	<b>29/12</b>	<b>30/18</b>
<b>Touchdowns</b>	<b>24</b>	<b>36</b>
Rushing	3	20
Passing	19	13
Returns	2	3

Score By Periods	Q1	Q2	Q3	Q4	OT	Pts
Eagles	52	66	33	74	0	225
Opponents	43	108	50	101	0	302

Passing	Att	Cmp	Yds	Cmp%	Y/A	TD	TD%	Int	Int%	Lg	Sk/Lost	Rat
Gabriel	292	151	1644	51.7	5.63	13	4.5	11	3.8	62t	18/131	67.8
Boryla	166	87	996	52.4	6.00	6	3.6	12	7.2	46	12/69	52.7
<b>Eagles</b>	<b>458</b>	<b>238</b>	<b>2640</b>	<b>52.0</b>	<b>5.76</b>	<b>19</b>	<b>4.1</b>	<b>23</b>	<b>5.0</b>	<b>62t</b>	<b>30/200</b>	<b>62.3</b>
<b>Opponents</b>	<b>424</b>	<b>226</b>	<b>2658</b>	<b>53.3</b>	<b>6.27</b>	<b>13</b>	<b>3.1</b>	<b>26</b>	<b>6.1</b>	<b>66t</b>	<b>17/120</b>	<b>57.3</b>

Scoring	TD	Ru	Pa	Rt	PAT	FG	2Pt	Pts
Muhlmann	0	0	0	0	21/24	20/29	0	81
Carmichael	7	0	7	0			0	42
C.Smith	6	0	6	0			0	36
McAlister	3	1	2	0			0	18
Young	3	0	3	0			0	18
James	2	1	1	0			0	12
Gabriel	1	1	0	0			0	6
Lavender	1	0	0	1			0	6
LeMaster	1	0	0	1			0	6
<b>Eagles</b>	<b>24</b>	<b>3</b>	<b>19</b>	<b>2</b>	<b>21/24</b>	<b>20/29</b>	<b>0</b>	<b>225</b>
<b>Opponents</b>	<b>36</b>	<b>20</b>	<b>13</b>	<b>3</b>	<b>32/36</b>	<b>18/27</b>	<b>0</b>	<b>302</b>

Rushing	No.	Yds	Avg	Lg	TD
Sullivan	173	632	3.7	28	0
McAlister	103	335	3.3	18	1
Malone	101	325	3.2	18	0
James	43	196	4.6	51	1
Smith	9	85	9.4	36	0
Gabriel	13	70	5.4	39	1
Boryla	8	33	4.1	11	0
Tarver	7	20	2.8	9	0
Carmichael	1	6	6.0	6	0
Young	2	1	0.5	3	0
S.Jones	1	-1	-1.0	-1	0
<b>Eagles</b>	<b>461</b>	<b>1702</b>	<b>3.7</b>	<b>51</b>	<b>3</b>
<b>Opponents</b>	<b>529</b>	<b>2233</b>	<b>4.2</b>	<b>32</b>	<b>20</b>

Receiving	No.	Yds	Avg	Lg	TD
Young	49	659	13.4	47	3
Carmichael	49	639	13.0	62t	7
C.Smith	37	515	13.9	46	6
James	32	267	8.3	47t	1
Sullivan	28	276	9.9	35	0
Malone	20	120	6.0	15	0
McAlister	17	134	7.8	39t	2
Tarver	5	14	2.8	8	0
Krepfle	1	16	16.0	16	0
<b>Eagles</b>	<b>238</b>	<b>2640</b>	<b>11.1</b>	<b>62t</b>	<b>19</b>
<b>Opponents</b>	<b>226</b>	<b>2658</b>	<b>11.8</b>	<b>66t</b>	<b>13</b>

INTs	No.	Yds	Avg	Lg	TD
Bradley	5	56	11.2	20	0
Outlaw	5	23	4.6	23	0
LeMaster	4	133	33.3	89t	1
Parker	4	15	3.8	11	0
Lavender	3	59	19.7	36t	1
Bergey	3	48	16.0	20	0
Bunting	1	6	6.0	6	0
Logan	1	4	4.0	4	0
<b>Eagles</b>	<b>26</b>	<b>344</b>	<b>13.2</b>	<b>89t</b>	<b>2</b>
<b>Opponents</b>	<b>23</b>	<b>411</b>	<b>17.9</b>	<b>76t</b>	<b>2</b>

Sacks: Eagles 17.0, Opponents 30.0

Punting	No.	Yds	Avg	Net	TB	Lg	B
S.Jones	68	2742	40.3	na	na	64	0
Kersey	15	489	32.6	na	na	50	0
<b>Eagles</b>	<b>83</b>	<b>3231</b>	<b>38.9</b>	<b>na</b>	<b>na</b>	<b>64</b>	<b>0</b>
<b>Opponents</b>	<b>65</b>	<b>2406</b>	<b>37.0</b>	<b>na</b>	<b>na</b>	<b>54</b>	<b>0</b>

Punt Returns	Ret	FC	Yds	Avg	Lg	TD
Marshall	23	2	235	10.2	39	0
Morgan	8	0	60	7.5	13	0
Bradley	4	3	4	1.0	6	0
<b>Eagles</b>	<b>35</b>	<b>5</b>	<b>299</b>	<b>8.5</b>	<b>39</b>	<b>0</b>
<b>Opponents</b>	<b>58</b>	<b>6</b>	<b>530</b>	<b>9.1</b>	<b>51</b>	<b>1</b>

Kickoff Returns	No.	Yds	Avg	Lg	TD
Marshall	22	557	25.3	33	0
James	13	311	23.9	38	0
McAlister	12	278	23.2	42	0
Morgan	7	170	24.3	33	0
Sullivan	3	42	14.0	23	0
Opperman	1	15	15.0	15	0
Sisemore	1	15	15.0	15	0
<b>Eagles</b>	<b>59</b>	<b>1388</b>	<b>23.5</b>	<b>42</b>	<b>0</b>
<b>Opponents</b>	<b>51</b>	<b>1149</b>	<b>22.5</b>	<b>50</b>	<b>0</b>



SCHEDULE & RESULTS (7-7)					
S-15	L	3-7	at St. Louis	40,322	
S-23	W	13-10	Dallas	64,088	
S-29	W	30-10	Baltimore	64,205	
O-06	W	13-7	at San Diego	36,124	
O-13	W	35-7	NY Giants	64,801	
O-20	L	24-31	at Dallas	43,586	
O-27	L	10-14	at New Orleans	64,257	
N-03	L	0-27	at Pittsburgh	47,996	
N-10	L	20-27	Washington	65,947	
N-17	L	3-13	St. Louis	61,982	
N-24	L	7-26	at Washington	54,395	
D-01	W	36-14	Green Bay	42,030	
D-08	W	20-7	at NY Giants	46,889	
D-15	W	28-17	Detroit	57,157	

TEAM STATS	EAGLES	OPP
<b>Total First Downs</b>	<b>244</b>	<b>248</b>
Rushing	79	105
Passing	141	129
Penalty	24	14
<b>3rd Down: Made/Att</b>	<b>na</b>	<b>na</b>
3rd Down Pct.	na	na
<b>4th Down: Made/Att</b>	<b>na</b>	<b>na</b>
4th Down Pct.	na	na
<b>Possession Avg.</b>	<b>na</b>	<b>na</b>
<b>Total Net Yards</b>	<b>3597</b>	<b>4270</b>
Avg. Per Game	256.9	305.0
Total Plays	917	922
Avg. Per Play	3.9	4.6
<b>Net Yards Rushing</b>	<b>1385</b>	<b>1797</b>
Avg. Per Game	98.9	128.3
Total Rushes	415	460
<b>Net Yards Passing</b>	<b>2212</b>	<b>2473</b>
Avg. Per Game	158.0	176.6
Sacked/Yards Lost	42/319	28/211
Gross Yards	2531	2684
Att./Completions	461/258	434/230
Completion Pct.	55.9	52.9
Had Intercepted	17	18
<b>Punts/Average</b>	<b>84/36.0</b>	<b>73/39.0</b>
<b>Net Punting Avg.</b>	<b>na</b>	<b>na</b>
<b>Penalties/Yards</b>	<b>76/722</b>	<b>86/722</b>
<b>Fumbles/Ball Lost</b>	<b>32/12</b>	<b>36/16</b>
<b>Touchdowns</b>	<b>31</b>	<b>26</b>
Rushing	13	14
Passing	14	9
Returns	4	3

Score By Periods	Q1	Q2	Q3	Q4	OT	Pts
Eagles	49	88	75	30	0	242
Opponents	34	65	65	53	0	217

Passing	Att	Cmp	Yds	Cmp%	Y/A
Gabriel	338	193	1867	57.1	5.52
Boryla	102	60	580	58.8	5.69
Reaves	20	5	84	25.0	4.20
<b>Eagles</b>	<b>460</b>	<b>258</b>	<b>2531</b>	<b>56.1</b>	<b>5.50</b>
<b>Opponents</b>	<b>434</b>	<b>230</b>	<b>2684</b>	<b>53.0</b>	<b>6.18</b>

Scoring	TD	Ru	Pa	Rt	PAT	FG	2Pt	Pts
Sullivan	12	11	1	0			0	72
Dempsey	0	0	0	0	26/30	10/16	0	56
Carmichael	8	0	8	0			0	48
Young	3	0	3	0			0	18
James	2	2	0	0			0	12
Lavender	2	0	0	2			0	12
Zimmerman	2	0	2	0			0	12
Dunstan	1	0	0	1			0	6
Wynn	1	0	0	1			0	6
<b>Eagles</b>	<b>31</b>	<b>13</b>	<b>14</b>	<b>4</b>	<b>26/30</b>	<b>10/16</b>	<b>0</b>	<b>242</b>
<b>Opponents</b>	<b>26</b>	<b>14</b>	<b>9</b>	<b>3</b>	<b>25/26</b>	<b>12/25</b>	<b>0</b>	<b>217</b>

Rushing	No.	Yds	Avg	Lg	TD
Sullivan	244	760	3.1	28t	11
James	67	276	4.1	15	2
Bulaich	50	152	3.0	13	0
Gabriel	14	76	5.4	11	0
Young	6	38	6.3	14	0
Bailey	10	32	3.2	11	0
Boryla	6	25	4.2	11	0
Oliver	7	19	2.7	7	0
Reaves	1	8	8.0	8	0
Jackson	7	3	0.4	2	0
<b>Eagles</b>	<b>412</b>	<b>1389</b>	<b>3.3</b>	<b>28t</b>	<b>13</b>
<b>Opponents</b>	<b>460</b>	<b>1797</b>	<b>3.9</b>	<b>34</b>	<b>14</b>

Receiving	No.	Yds	Avg	Lg	TD
Young	63	696	11.0	29	3
Carmichael	56	649	11.6	39	8
Sullivan	39	312	8.0	23	1
James	33	230	6.9	34	0
Zimmerman	30	368	12.3	64t	2
Bulaich	28	204	7.2	26	0
Bailey	6	27	4.5	15	0
Jackson	2	17	8.5	9	0
C.Smith	1	28	28.0	28	0
<b>Eagles</b>	<b>258</b>	<b>2531</b>	<b>9.8</b>	<b>64t</b>	<b>14</b>
<b>Opponents</b>	<b>230</b>	<b>2684</b>	<b>11.6</b>	<b>57</b>	<b>9</b>

TD	TD%	Int	Int%	Lg	Sk/Lost	Rat
9	2.7	12	3.6	64t	35/259	66.8
5	4.9	3	2.9	29	4/39	78.9
0	0.0	2	10.0	29	3/21	5.0
<b>14</b>	<b>3.0</b>	<b>17</b>	<b>3.7</b>	<b>64t</b>	<b>42/319</b>	<b>66.5</b>
<b>9</b>	<b>2.1</b>	<b>18</b>	<b>4.1</b>	<b>57</b>	<b>28/211</b>	<b>61.6</b>

INTs	No.	Yds	Avg	Lg	TD
Bergey	5	57	11.4	27	0
Bunting	2	23	11.5	12	0
Outlaw	2	22	11.0	22	0
Bradley	2	19	9.5	10	0
Zabel	2	12	6.0	7	0
Logan	2	2	1.0	2	0
Lavender	1	37	37.0	37t	1
Patton	1	4	4.0	4	0
Halverson	1	0	0.0	0	0
<b>Eagles</b>	<b>18</b>	<b>176</b>	<b>9.8</b>	<b>37t</b>	<b>1</b>
<b>Opponents</b>	<b>17</b>	<b>362</b>	<b>21.3</b>	<b>54</b>	<b>1</b>

Sacks: Eagles 28.0, Opponents 42.0

Punting	No.	Yds	Avg	Net	TB	Lg	B
Kersey	82	2959	36.1	na	na	59	0
Bradley	2	67	33.5	na	na	35	0
<b>Eagles</b>	<b>84</b>	<b>3026</b>	<b>36.0</b>	<b>na</b>	<b>na</b>	<b>59</b>	<b>2</b>
<b>Opponents</b>	<b>73</b>	<b>2851</b>	<b>39.0</b>	<b>na</b>	<b>na</b>	<b>59</b>	<b>1</b>

Punt Returns	Ret	FC	Yds	Avg	Lg	TD
Bradley	22	5	248	11.3	22	0
Marshall	8	0	72	9.0	21	0
C.Smith	4	0	7	1.8	11	0
Reeves	3	0	12	4.0	9	0
<b>Eagles</b>	<b>37</b>	<b>5</b>	<b>339</b>	<b>9.2</b>	<b>22</b>	<b>0</b>
<b>Opponents</b>	<b>37</b>	<b>14</b>	<b>252</b>	<b>6.8</b>	<b>19</b>	<b>0</b>

Kickoff Returns	No.	Yds	Avg	Lg	TD
Marshall	16	412	25.8	44	0
Jackson	14	339	24.2	52	0
James	12	238	19.8	29	0
Kramer	2	39	19.5	23	0
Kirksey	1	19	19.0	19	0
Bailey	1	14	14.0	14	0
Chesson	1	1	1.0	1	0
Zimmerman	1	0	0.0	0	0
<b>Eagles</b>	<b>48</b>	<b>1062</b>	<b>22.1</b>	<b>52</b>	<b>0</b>
<b>Opponents</b>	<b>46</b>	<b>1030</b>	<b>22.4</b>	<b>102t</b>	<b>1</b>



SCHEDULE & RESULTS (5-8-1)					
S-16	L	23-34	St. Louis	61,103	
S-23	T	23-23	at NY Giants	62,289	
S-30	L	7-28	Washington	64,147	
O-07	L	26-27	at Buffalo	72,364	
O-14	W	27-24	at St. Louis	44,400	
O-21	L	21-28	at Minnesota	47,478	
O-28	W	30-16	Dallas	63,300	
N-04	W	24-23	New England	65,070	
N-11	L	27-44	Atlanta	63,114	
N-18	L	10-31	at Dallas	59,375	
N-25	W	20-16	NY Giants	63,086	
D-02	L	28-38	at San Francisco	51,155	
D-09	W	24-23	NY Jets	34,621	
D-16	L	20-38	at Washington	49,484	

TEAM STATS	EAGLES	OPP
<b>Total First Downs</b>	<b>267</b>	<b>286</b>
Rushing	103	136
Passing	147	135
Penalty	17	15
<b>3rd Down: Made/Att</b>	<b>na</b>	<b>na</b>
3rd Down Pct.	na	na
<b>4th Down: Made/Att</b>	<b>na</b>	<b>na</b>
4th Down Pct.	na	na
<b>Possession Avg.</b>	<b>na</b>	<b>na</b>
<b>Total Net Yards</b>	<b>4798</b>	<b>5062</b>
Avg. Per Game	342.1	361.2
Total Plays	930	903
Avg. Per Play	5.1	5.6
<b>Net Yards Rushing</b>	<b>1791</b>	<b>2423</b>
Avg. Per Game	127.9	172.7
Total Rushes	417	512
<b>Net Yards Passing</b>	<b>2998</b>	<b>2639</b>
Avg. Per Game	214.1	188.5
Sacked/Yards Lost	34/238	21/150
Gross Yards	3236	2789
Att./Completions	479/275	370/219
Completion Pct.	57.4	59.2
Had Intercepted	13	15
<b>Punts/Average</b>	<b>64/40.8</b>	<b>49/39.9</b>
<b>Net Punting Avg.</b>	<b>na</b>	<b>na</b>
<b>Penalties/Yards</b>	<b>61/566</b>	<b>73/692</b>
<b>Fumbles/Ball Lost</b>	<b>41/15</b>	<b>31/15</b>
<b>Touchdowns</b>	<b>34</b>	<b>47</b>
Rushing	9	22
Passing	23	22
Returns	2	3

Score By Periods	Q1	Q2	Q3	Q4	OT	Pts
Eagles	55	77	103	75	0	310
Opponents	90	121	61	121	0	393

Passing	Att	Cmp	Yds	Cmp%	Y/A	TD	TD%	Int	Int%	Lg	Sk/Lost	Rat
Gabriel	460	270	3219	58.7	7.00	23	5.0	12	2.6	80t	31/219	85.9
Reaves	19	5	17	26.3	8.95	0	0.0	1	5.3	6	3/19	17.7
<b>Eagles</b>	<b>479</b>	<b>275</b>	<b>3236</b>	<b>57.4</b>	<b>6.76</b>	<b>23</b>	<b>4.8</b>	<b>13</b>	<b>2.7</b>	<b>80t</b>	<b>34/238</b>	<b>82.8</b>
<b>Opponents</b>	<b>370</b>	<b>219</b>	<b>2789</b>	<b>59.2</b>	<b>7.54</b>	<b>22</b>	<b>5.9</b>	<b>15</b>	<b>4.1</b>	<b>65t</b>	<b>21/150</b>	<b>85.7</b>

Scoring	TD	Ru	Pa	Rt	PAT	FG	2Pt	Pts
Dempsey	0	0	0	0	34/34	24/40	0	106
Carmichael	9	0	9	0			0	54
Young	7	1	6	0			0	42
Sullivan	5	4	1	0			0	30
Bulaich	4	1	3	0			0	24
Zimmerman	3	0	3	0			0	18
Bailey	1	0	1	0			0	6
Bougress	1	1	0	0			0	6
Gabriel	1	1	0	0			0	6
James	1	1	0	0			0	6
Outlaw	1	0	0	1			0	6
Wynn	1	0	0	1			0	6
<b>Eagles</b>	<b>34</b>	<b>9</b>	<b>23</b>	<b>2</b>	<b>34/34</b>	<b>24/40</b>	<b>0</b>	<b>310</b>
<b>Opponents</b>	<b>47</b>	<b>22</b>	<b>22</b>	<b>3</b>	<b>45/47</b>	<b>22/40</b>	<b>0</b>	<b>393</b>

Rushing	No.	Yds	Avg	Lg	TD
Sullivan	217	968	4.5	37	4
Bulaich	106	436	4.1	20	1
James	36	178	4.9	24	1
Bailey	20	91	4.5	15	0
Carmichael	3	42	14.0	23	0
Bougress	15	34	2.3	11	1
Young	4	24	6.0	17t	1
Gabriel	12	10	0.8	5	1
Oliver	1	6	6.0	6	0
Reaves	2	2	1.0	3	0
Bradley	1	0	0.0	0	0
<b>Eagles</b>	<b>417</b>	<b>1791</b>	<b>4.3</b>	<b>37</b>	<b>9</b>
<b>Opponents</b>	<b>512</b>	<b>2423</b>	<b>4.7</b>	<b>54</b>	<b>22</b>

Receiving	No.	Yds	Avg	Lg	TD
Carmichael	67	1116	16.6	73	9
Young	55	854	15.5	80t	6
Sullivan	50	322	6.4	29	1
Bulaich	42	403	9.6	80t	3
Zimmerman	22	220	10.0	30t	3
James	17	94	5.5	13	0
Bailey	10	80	8.0	19	1
Hawkins	6	114	19.0	37	0
Bougress	4	18	4.5	6	0
Oliver	1	9	9.0	9	0
Davis	1	6	6.0	6	0
<b>Eagles</b>	<b>275</b>	<b>3236</b>	<b>11.8</b>	<b>80t</b>	<b>23</b>
<b>Opponents</b>	<b>219</b>	<b>2789</b>	<b>12.7</b>	<b>65t</b>	<b>22</b>

INTs	No.	Yds	Avg	Lg	TD
Logan	5	38	7.6	30	0
Bradley	4	21	5.2	18	0
Outlaw	2	48	24.0	45t	1
Zabel	2	13	6.5	7	0
Sodaski	1	0	0.0	0	0
Wirgowski	1	0	0.0	0	0
<b>Eagles</b>	<b>15</b>	<b>120</b>	<b>8.0</b>	<b>45t</b>	<b>1</b>
<b>Opponents</b>	<b>13</b>	<b>287</b>	<b>22.1</b>	<b>56</b>	<b>1</b>

Sacks: Eagles 21.0, Opponents 34.0

Punting	No.	Yds	Avg	Net	TB	Lg	B
McNeill	46	1881	40.9	na	na	66	0
Bradley	18	735	40.8	na	na	61	0
<b>Eagles</b>	<b>64</b>	<b>2616</b>	<b>40.8</b>	<b>na</b>	<b>na</b>	<b>66</b>	<b>0</b>
<b>Opponents</b>	<b>49</b>	<b>1957</b>	<b>39.9</b>	<b>na</b>	<b>na</b>	<b>62</b>	<b>0</b>

Punt Returns	Ret	FC	Yds	Avg	Lg	TD
Bradley	8	12	106	13.3	43	0
Alexander	5	5	10	2.0	5	0
Davis	2	0	0	0.0	4	0
<b>Eagles</b>	<b>15</b>	<b>17</b>	<b>116</b>	<b>7.7</b>	<b>43</b>	<b>0</b>
<b>Opponents</b>	<b>35</b>	<b>16</b>	<b>376</b>	<b>10.7</b>	<b>57</b>	<b>0</b>

Kickoff Returns	No.	Yds	Avg	Lg	TD
James	16	413	25.8	36	0
Sullivan	12	280	23.3	32	0
Nelson	11	264	24.0	53	0
Davis	10	236	23.6	28	0
Alexander	9	189	21.0	25	0
Coleman	2	24	12.0	19	0
Bailey	2	18	9.0	18	0
Oliver	1	17	17.0	17	0
<b>Eagles</b>	<b>63</b>	<b>1441</b>	<b>22.9</b>	<b>53</b>	<b>0</b>
<b>Opponents</b>	<b>55</b>	<b>1246</b>	<b>22.6</b>	<b>101t</b>	<b>1</b>





SCHEDULE & RESULTS (2-11-1)					
S-17	L	6-28	at Dallas	58,850	
S-24	L	17-27	Cleveland	65,720	
O-02	L	12-27	NY Giants	65,720	
O-08	L	0-14	at Washington	53,039	
O-15	L	3-34	LA Rams	65,720	
O-22	W	21-20	at Kansas City	78,389	
O-29	L	3-21	at New Orleans	65,664	
N-05	T	6-6	St. Louis	65,720	
N-12	W	18-17	at Houston	34,175	
N-19	L	7-28	Dallas	65,720	
N-26	L	10-62	at NY Giants	62,586	
D-03	L	7-23	Washington	65,720	
D-10	L	12-21	Chicago	65,720	
D-17	L	23-24	at St. Louis	34,827	

TEAM STATS	EAGLES	OPP
<b>Total First Downs</b>	<b>201</b>	<b>268</b>
Rushing	78	137
Passing	110	117
Penalty	13	14
<b>3rd Down: Made/Att</b>	<b>na</b>	<b>na</b>
3rd Down Pct.	na	na
<b>4th Down: Made/Att</b>	<b>na</b>	<b>na</b>
4th Down Pct.	na	na
<b>Possession Avg.</b>	<b>na</b>	<b>na</b>
<b>Total Net Yards</b>	<b>3463</b>	<b>4738</b>
Avg. Per Game	247.4	338.5
Total Plays	826	878
Avg. Per Play	4.2	5.4
<b>Net Yards Rushing</b>	<b>1393</b>	<b>2266</b>
Avg. Per Game	99.5	161.9
Total Rushes	398	543
<b>Net Yards Passing</b>	<b>2070</b>	<b>2472</b>
Avg. Per Game	147.9	176.6
Sacked/Yards Lost	53/457	17/143
Gross Yards	2527	2615
Att./Completions	375/184	318/175
Completion Pct.	49.1	55.0
Had Intercepted	20	19
<b>Punts/Average</b>	<b>63/40.3</b>	<b>54/40.5</b>
<b>Net Punting Avg.</b>	<b>na</b>	<b>na</b>
<b>Penalties/Yards</b>	<b>76/690</b>	<b>72/637</b>
<b>Fumbles/Ball Lost</b>	<b>35/18</b>	<b>29/8</b>
<b>Touchdowns</b>	<b>12</b>	<b>43</b>
Rushing	2	22
Passing	10	20
Returns	0	1

Score By Periods	Q1	Q2	Q3	Q4	OT	Pts
Eagles	46	56	16	27	0	145
Opponents	60	108	100	84	0	352

Passing	Att	Cmp	Yds	Cmp%	Y/A
Reaves	224	108	1508	48.2	6.73
Liske	138	71	973	51.5	7.05
Arrington	13	5	46	38.5	3.54
<b>Eagles</b>	<b>375</b>	<b>184</b>	<b>2527</b>	<b>49.1</b>	<b>6.74</b>
<b>Opponents</b>	<b>318</b>	<b>175</b>	<b>2615</b>	<b>55.0</b>	<b>8.22</b>

Scoring	TD	Ru	Pa	Rt	PAT	FG	2Pt	Pts
Dempsey	0	0	0	0	11/12	20/35	0	71
Jackson	4	0	4	0			0	24
Carmichael	2	0	2	0			0	12
Hawkins	1	0	1	0			0	6
Kramer	1	0	1	0			0	6
James	1	0	1	0			0	6
Reaves	1	1	0	0			0	6
Walik	1	0	1	0			0	6
Watkins	1	1	0	0			0	6
Bunting/ Coleman (s)	0	0	0	0			0	2

<b>Eagles</b>	<b>12</b>	<b>2</b>	<b>10</b>	<b>0</b>	<b>11/12</b>	<b>20/35</b>	<b>0</b>	<b>145</b>
<b>Opponents</b>	<b>43</b>	<b>22</b>	<b>20</b>	<b>1</b>	<b>42/43</b>	<b>16/25</b>	<b>0</b>	<b>352</b>

Rushing	No.	Yds	Avg	Lg	TD
James	182	565	3.1	22	0
Baker	90	322	3.6	14	0
Watkins	67	262	3.9	28	1
Reaves	18	109	6.3	16	1
Jackson	9	76	8.4	34	0
Bailey	7	22	3.1	5	0
Liske	7	20	2.9	9	0
Sullivan	13	13	1.0	4	0
Crowe	1	2	2.0	2	0
Arrington	1	2	2.0	2	0
Hawkins	3	0	0.0	12	0
<b>Eagles</b>	<b>398</b>	<b>1393</b>	<b>3.5</b>	<b>34</b>	<b>2</b>
<b>Opponents</b>	<b>543</b>	<b>2266</b>	<b>4.2</b>	<b>43</b>	<b>22</b>

Receiving	No.	Yds	Avg	Lg	TD
Jackson	62	1048	16.9	77	4
Hawkins	30	512	17.1	67	1
Carmichael	20	276	13.8	54	2
James	20	156	7.8	35	1
Baker	16	114	7.1	14	0
Kramer	11	17	16.0	29	1
Ballman	9	183	20.3	43	0
Watkins	6	-2	-0.3	4	0
Bailey	5	32	6.4	9	0
Sullivan	4	17	4.3	7	0
Walik	1	15	15.0	15t	1
<b>Eagles</b>	<b>184</b>	<b>2527</b>	<b>13.8</b>	<b>77</b>	<b>10</b>
<b>Opponents</b>	<b>175</b>	<b>2615</b>	<b>14.9</b>	<b>65</b>	<b>20</b>

TD	TD%	Int	Int%	Lg	Sk/Lost	Rat
7	3.1	12	5.4	77	38/322	58.4
3	2.2	7	5.1	67	11/107	60.4
0	0.0	1	7.7	16	4/28	16.8
<b>10</b>	<b>2.7</b>	<b>20</b>	<b>5.3</b>	<b>77</b>	<b>53/457</b>	<b>57.7</b>
<b>20</b>	<b>6.3</b>	<b>19</b>	<b>6.0</b>	<b>65</b>	<b>17/143</b>	<b>78.3</b>

INTs	No.	Yds	Avg	Lg	TD
Bradley	9	73	8.1	21	0
Ramsey	3	14	4.7	10	0
Porter	2	10	5.0	7	0
Keyes	2	0	0.0	0	0
Bunting	1	45	45.0	45	0
Allen	1	15	15.0	15	0
Absher	1	7	7.0	7	0
<b>Eagles</b>	<b>19</b>	<b>158</b>	<b>17.6</b>	<b>33</b>	<b>0</b>
<b>Opponents</b>	<b>18</b>	<b>319</b>	<b>17.7</b>	<b>70t</b>	<b>2</b>

Sacks: Eagles 17.0, Opponents 53.0

Punting	No.	Yds	Avg	Net	TB	Lg	B
Bradley	56	2250	40.2	na	na	60	0
McNeill	7	290	41.4	na	na	51	0
<b>Eagles</b>	<b>63</b>	<b>2540</b>	<b>40.3</b>	<b>na</b>	<b>na</b>	<b>60</b>	<b>0</b>
<b>Opponents</b>	<b>54</b>	<b>2189</b>	<b>40.5</b>	<b>na</b>	<b>na</b>	<b>67</b>	<b>2</b>

Punt Returns	Ret	FC	Yds	Avg	Lg	TD
Bradley	22	7	155	7.0	60	0
Walik	3	1	4	1.3	10	0
Winfield	1	0	12	12.0	12	0
Gibbs	1	0	8	8.0	8	0
<b>Eagles</b>	<b>27</b>	<b>8</b>	<b>179</b>	<b>6.6</b>	<b>60</b>	<b>0</b>
<b>Opponents</b>	<b>26</b>	<b>28</b>	<b>137</b>	<b>5.3</b>	<b>48</b>	<b>0</b>

Kickoff Returns	No.	Yds	Avg	Lg	TD
Nelson	25	728	29.1	78	0
Walik	21	466	22.2	35	0
Sullivan	3	72	24.0	34	0
Gibbs	3	61	20.3	23	0
Winfield	3	9	3.0	9	0
Bradley	1	20	20.0	20	0
Pettigrew	1	17	17.0	17	0
Bailey	1	2	2.0	2	0
Overmyer	1	0	0.0	0	0
<b>Eagles</b>	<b>59</b>	<b>1339</b>	<b>22.7</b>	<b>78</b>	<b>0</b>
<b>Opponents</b>	<b>41</b>	<b>886</b>	<b>21.6</b>	<b>48</b>	<b>0</b>



SCHEDULE & RESULTS (6-7-1)					
S-19	L	14-37	at Cincinnati	55,880	
S-26	L	7-42	Dallas	65,358	
O-03	L	3-31	San Francisco	65,358	
O-10	L	0-13	Minnesota	65,358	
O-17	L	10-34	at Oakland	54,615	
O-24	W	23-7	NY Giants	65,358	
O-31	W	17-16	Denver	65,358	
N-07	T	7-7	at Washington	53,041	
N-14	L	7-20	at Dallas	60,178	
N-21	W	37-20	at St. Louis	48,658	
N-28	L	13-20	Washington	65,358	
D-05	W	23-20	at Detroit	54,418	
D-12	W	19-7	St. Louis	65,358	
D-19	W	41-28	at NY Giants	62,774	

TEAM STATS	EAGLES	OPP
<b>Total First Downs</b>	<b>201</b>	<b>251</b>
Rushing	65	104
Passing	119	129
Penalty	17	18
<b>3rd Down: Made/Att</b>	<b>na</b>	<b>na</b>
3rd Down Pct.	na	na
<b>4th Down: Made/Att</b>	<b>na</b>	<b>na</b>
4th Down Pct.	na	na
<b>Possession Avg.</b>	<b>na</b>	<b>na</b>
<b>Total Net Yards</b>	<b>3571</b>	<b>4622</b>
Avg. Per Game	255.1	330.1
Total Plays	823	889
Avg. Per Play	4.3	5.2
<b>Net Yards Rushing</b>	<b>1248</b>	<b>1962</b>
Avg. Per Game	89.1	140.1
Total Rushes	407	450
<b>Net Yards Passing</b>	<b>2323</b>	<b>2660</b>
Avg. Per Game	165.9	190.0
Sacked/Yards Lost	26/229	32/311
Gross Yards	2552	2971
Att./Completions	534/282	407/220
Completion Pct.	51.3	54.1
Had Intercepted	20	22
<b>Punts/Average</b>	<b>75/41.9</b>	<b>57/40.4</b>
<b>Net Punting Avg.</b>	<b>na</b>	<b>na</b>
<b>Penalties/Yards</b>	<b>81/838</b>	<b>94/908</b>
<b>Fumbles/Ball Lost</b>	<b>21/15</b>	<b>34/25</b>
<b>Touchdowns</b>	<b>24</b>	<b>36</b>
Rushing	6	16
Passing	13	16
Returns	5	4

Score By Periods	Q1	Q2	Q3	Q4	OT	Pts
Eagles	51	66	42	62	0	221
Opponents	16	113	77	96	0	302

Passing	Att	Cmp	Yds	Cmp%	Y/A	TD	TD%	Int	Int%	Lg	Sk/Lost	Rat
Liske	269	143	1957	53.2	7.28	11	4.1	15	5.6	69t	13/134	67.1
Arrington	118	55	576	46.6	4.88	2	1.7	5	4.2	65	13/95	49.3
Bull	1	1	15	100.0	15.00	0	0.0	0	0.0	15	0/0	118.8
Ward	1	1	4	100.0	4.00	0	0.0	0	0.0	4	0/0	83.3
A.Davis	1	0	0	0.0	0.00	0	0.0	0	0.0	0	0/0	39.6
<b>Eagles</b>	<b>390</b>	<b>200</b>	<b>2552</b>	<b>51.3</b>	<b>6.54</b>	<b>13</b>	<b>3.3</b>	<b>20</b>	<b>5.1</b>	<b>69t</b>	<b>26/229</b>	<b>61.8</b>
<b>Opponents</b>	<b>407</b>	<b>220</b>	<b>2971</b>	<b>54.1</b>	<b>7.30</b>	<b>16</b>	<b>3.9</b>	<b>22</b>	<b>5.4</b>	<b>90t</b>	<b>32/311</b>	<b>68.1</b>

Scoring	TD	Ru	Pa	Rt	PAT	FG	2Pt	Pts
Dempsey	0	0	0	0	13/14	12/17	0	49
Hawkins	5	0	4	1			0	30
Feller	0	0	0	0	10/10	6/20	0	28
Bouggess	3	2	1	0			0	18
Jackson	3	0	3	0			0	18
Nelson	2	0	0	2			0	12
Zabel	2	0	2	0			0	12
Bailey	1	1	0	0			0	6
Bull	1	0	1	0			0	6
A.Davis	1	1	0	0			0	6
Hobbs	1	0	0	1			0	6
Kramer	1	0	1	0			0	6
Liske	1	1	0	0			0	6
S.Smith	1	0	0	1			0	6
Watkins	1	1	0	0			0	6
Woodeshick	1	0	1	0			0	6
<b>Eagles</b>	<b>24</b>	<b>6</b>	<b>13</b>	<b>5</b>	<b>23/24</b>	<b>18/37</b>	<b>0</b>	<b>221</b>
<b>Opponents</b>	<b>36</b>	<b>16</b>	<b>16</b>	<b>4</b>	<b>35/36</b>	<b>17/30</b>	<b>0</b>	<b>302</b>

Rushing	No.	Yds	Avg	Lg	TD
Bull	94	351	3.7	39	0
Bouggess	97	262	2.7	26	2
Woodeshick	66	188	2.8	19	0
A.Davis	47	163	3.5	21	1
Watkins	35	98	2.8	11	1
Baker	17	49	2.9	13	0
Jackson	5	41	8.2	18	0
Bailey	23	41	1.8	7	1
Liske	13	29	1.9	9	1
Arrington	5	23	4.6	11	0
Hawkins	4	8	2.0	10	0
Zabel	1	-5	-5.0	-5	0
<b>Eagles</b>	<b>407</b>	<b>1248</b>	<b>3.1</b>	<b>39</b>	<b>6</b>
<b>Opponents</b>	<b>450</b>	<b>1962</b>	<b>4.3</b>	<b>68t</b>	<b>16</b>

Receiving	No.	Yds	Avg	Lg	TD
Jackson	47	716	15.2	69t	3
Hawkins	37	650	17.6	65	4
Bouggess	24	170	7.1	27	1
Carmichael	20	288	14.4	50	0
Ballman	13	238	18.3	57	0
A.Davis	11	46	4.2	12	0
Bull	9	75	8.3	15	1
Hill	7	92	13.1	35	0
Bailey	7	55	7.9	24	0
Kramer	6	65	10.8	17	1
Watkins	6	40	6.7	10	0
Woodeshick	6	36	6.0	11	1
Baker	4	36	9.0	14	0
Zabel	2	4	2.0	3t	2
Whalen	1	41	41.0	41	0
<b>Eagles</b>	<b>200</b>	<b>2552</b>	<b>12.8</b>	<b>69t</b>	<b>13</b>
<b>Opponents</b>	<b>220</b>	<b>2971</b>	<b>13.5</b>	<b>90t</b>	<b>16</b>

INTs	No.	Yds	Avg	Lg	TD
Bradley	11	248	22.5	51	0
Keyes	6	31	5.2	17	0
Nelson	2	63	31.5	44	1
Rossovich	1	24	24.0	24	0
Hultz	1	4	4.0	4	0
Zabel	1	4	4.0	4	0
<b>Eagles</b>	<b>22</b>	<b>374</b>	<b>17.0</b>	<b>51</b>	<b>1</b>
<b>Opponents</b>	<b>20</b>	<b>359</b>	<b>12.9</b>	<b>46</b>	<b>1</b>

Sacks: Eagles 32.0, Opponents 26.0

Punting	No.	Yds	Avg	Net	TB	Lg	B
McNeil	73	3063	42.0	na	na	64	1
Bradley	2	76	38.0	na	na	45	0
<b>Eagles</b>	<b>75</b>	<b>3139</b>	<b>41.9</b>	<b>na</b>	<b>na</b>	<b>64</b>	<b>1</b>
<b>Opponents</b>	<b>57</b>	<b>2308</b>	<b>40.4</b>	<b>na</b>	<b>na</b>	<b>57</b>	<b>1</b>

Punt Returns	Ret	FC	Yds	Avg	Lg	TD
Bradley	18	11	118	6.6	33	0
Walik	5	4	50	10.0	50	0
Hawkins	1	0	6	6.0	6	0
<b>Eagles</b>	<b>24</b>	<b>15</b>	<b>174</b>	<b>7.2</b>	<b>50</b>	<b>0</b>
<b>Opponents</b>	<b>40</b>	<b>11</b>	<b>372</b>	<b>9.3</b>	<b>36</b>	<b>0</b>

Kickoff Returns	No.	Yds	Avg	Lg	TD
Nelson	13	358	27.5	51	0
Walik	14	369	26.4	52	0
Thrower	12	299	24.9	45	0
Pettigrew	2	37	28.5	21	0
Jackson	2	48	24.0	28	0
A.Davis	2	44	22.0	25	0
Harris	2	28	14.0	21	0
Kramer	1	0	0.0	0	0
Zabel	1	0	0.0	0	0
<b>Eagles</b>	<b>49</b>	<b>1183</b>	<b>24.1</b>	<b>52</b>	<b>0</b>
<b>Opponents</b>	<b>48</b>	<b>1103</b>	<b>22.9</b>	<b>103t</b>	<b>1</b>



SCHEDULE & RESULTS (3-10-1)				
S-20	L	7-17	Dallas	59,728
S-27	L	16-20	at Chicago	53,643
O-04	L	21-33	Washington	60,658
O-11	L	23-30	at NY Giants	62,820
O-18	L	20-35	St. Louis	59,002
O-25	L	17-30	at Green Bay (Mil)	48,022
N-01	L	17-21	at Dallas	55,736
N-08	W	24-17	Miami	58,171
N-15	T	13-13	Atlanta	55,425
N-23	W	23-20	NY Giants	59,117
N-29	L	14-23	at St. Louis	46,581
D-06	L	10-29	at Baltimore	60,240
D-13	L	6-24	at Washington	50,415
D-20	W	30-20	Pittsburgh	55,252

TEAM STATS	EAGLES	OPP				
<b>Total First Downs</b>	<b>229</b>	<b>213</b>				
Rushing	81	102				
Passing	126	95				
Penalty	22	16				
<b>3rd Down: Made/Att</b>	<b>na</b>	<b>na</b>				
3rd Down Pct.	na	na				
<b>4th Down: Made/Att</b>	<b>na</b>	<b>na</b>				
4th Down Pct.	na	na				
<b>Possession Avg.</b>	<b>na</b>	<b>na</b>				
<b>Total Net Yards</b>	<b>3990</b>	<b>3953</b>				
Avg. Per Game	285.0	282.4				
Total Plays	883	1019				
Avg. Per Play	4.5	4.9				
<b>Net Yards Rushing</b>	<b>1539</b>	<b>2064</b>				
Avg. Per Game	109.9	147.4				
Total Rushes	450	457				
<b>Net Yards Passing</b>	<b>2451</b>	<b>1889</b>				
Avg. Per Game	175.1	134.9				
Sacked/Yards Lost	23/200	34/287				
Gross Yards	2651	2176				
Att./Completions	410/218	313/161				
Completion Pct.	53.2	51.4				
Had Intercepted	23	10				
<b>Punts/Average</b>	<b>71/36.5</b>	<b>61/39.4</b>				
<b>Net Punting Avg.</b>	<b>na</b>	<b>na</b>				
<b>Penalties/Yards</b>	<b>73/779</b>	<b>90/991</b>				
<b>Fumbles/Ball Lost</b>	<b>26/16</b>	<b>25/18</b>				
<b>Touchdowns</b>	<b>29</b>	<b>36</b>				
Rushing	11	16				
Passing	16	16				
Returns	2	4				
<b>Score By Periods</b>	<b>Q1</b>	<b>Q2</b>	<b>Q3</b>	<b>Q4</b>	<b>OT</b>	<b>Pts</b>
Eagles	45	75	55	66	0	241
Opponents	70	126	73	63	0	332

Passing	Att	Cmp	Yds	Cmp%	Y/A
Snead	335	181	2323	42.2	6.93
Arrington	73	37	328	50.7	4.49
Ballman	1	0	0	0.0	0.00
Bouggess	1	0	0	0.0	0.00
<b>Eagles</b>	<b>410</b>	<b>218</b>	<b>2651</b>	<b>53.2</b>	<b>6.47</b>
<b>Opponents</b>	<b>313</b>	<b>161</b>	<b>2176</b>	<b>51.4</b>	<b>6.95</b>

Scoring	TD	Ru	Pa	Rt	PAT	FG	2Pt	Pts
Moseley	0	0	0	0	25/28	14/25	0	67
Jackson	5	0	5	0			0	30
Bouggess	4	2	2	0			0	24
Hawkins	4	0	4	0			0	24
Ballman	3	0	3	0			0	18
Snead	3	3	0	0			0	18
Pinder	2	2	0	0			0	12
Woodeshick	2	2	0	0			0	12
Arrington	1	1	0	0			0	6
Dirks	1	0	0	1			0	6
Hill	1	0	1	0			0	6
Preese	1	0	0	1			0	6
Watkins	1	1	0	0			0	6
Zabel	1	0	1	0			0	6
<b>Eagles</b>	<b>29</b>	<b>11</b>	<b>16</b>	<b>2</b>	<b>25/28</b>	<b>14/25</b>	<b>0</b>	<b>241</b>
<b>Opponents</b>	<b>36</b>	<b>16</b>	<b>16</b>	<b>4</b>	<b>na</b>	<b>27/na</b>	<b>na</b>	<b>332</b>

Rushing	No.	Yds	Avg	Lg	TD
Pinder	166	657	3.9	40t	2
Bouggess	159	401	2.5	20t	2
Woodeshick	52	254	4.9	57t	2
Watkins	32	96	3.0	11	1
H.Jones	13	44	3.4	16	0
Snead	18	35	1.9	16	3
Arrington	4	33	8.0	15	1
Bradley	1	14	14.0	14	0
Keyes	2	7	3.5	5	0
Hawkins	2	3	1.5	4	0
Jackson	1	-5	-5.0	-5	0
<b>Eagles</b>	<b>450</b>	<b>1539</b>	<b>3.4</b>	<b>57t</b>	<b>11</b>
<b>Opponents</b>	<b>457</b>	<b>2064</b>	<b>4.5</b>	<b>na</b>	<b>16</b>

Receiving	No.	Yds	Avg	Lg	TD
Bouggess	50	401	8.0	34	2
Ballman	47	601	12.8	26	3
Jackson	41	613	14.9	79t	5
Hawkins	30	612	20.4	78t	4
Pinder	28	249	8.8	27	0
Zabel	8	119	14.8	25	1
Woodeshick	6	28	4.7	10	0
H.Jones	3	12	12.0	12	0
Hill	3	10	3.3	9	1
Watkins	3	6	2.0	5	0
Walik	1	0	0.0	0	0
<b>Eagles</b>	<b>218</b>	<b>2651</b>	<b>12.2</b>	<b>79t</b>	<b>16</b>
<b>Opponents</b>	<b>161</b>	<b>2176</b>	<b>13.5</b>	<b>na</b>	<b>16</b>

TD	TD%	Int	Int%	Lg	Sk/Lost	Rat
15	4.5	20	6.0	79t	21/181	66.1
1	1.4	3	4.1	23	2/19	50.5
0	0.0	0	0.0	0	0/0	39.6
0	0.0	0	0.0	0	0/0	39.6
<b>Eagles</b>	<b>16</b>	<b>3.9</b>	<b>23</b>	<b>5.6</b>	<b>79t</b>	<b>63.0</b>
<b>Opponents</b>	<b>16</b>	<b>5.1</b>	<b>10</b>	<b>3.2</b>	<b>na</b>	<b>77.6</b>

INTs	No.	Yds	Avg	Lg	TD
Nelson	2	45	22.5	45	0
Preece	2	19	9.5	19	0
Young	2	19	9.5	13	0
R.Jones	2	17	8.5	17	0
Hayes	1	2	2.0	2	0
Ramsey	1	0	0.0	0	0
<b>Eagles</b>	<b>10</b>	<b>102</b>	<b>10.2</b>	<b>45</b>	<b>0</b>
<b>Opponents</b>	<b>23</b>	<b>na</b>	<b>na</b>	<b>na</b>	<b>na</b>

Sacks: Eagles 34.0, Opponents 23.0

Punting	No.	Yds	Avg	Net	TB	Lg	B
Bradley	61	2244	36.8	na	na	57	0
Moseley	10	350	35.0	na	na	56	0
<b>Eagles</b>	<b>71</b>	<b>2594</b>	<b>36.5</b>	<b>na</b>	<b>na</b>	<b>57</b>	<b>0</b>
<b>Opponents</b>	<b>61</b>	<b>2403</b>	<b>39.4</b>	<b>na</b>	<b>na</b>	<b>na</b>	<b>na</b>

Punt Returns	Ret	FC	Yds	Avg	Lg	TD
Walik	20	8	78	3.9	16	0
Hawkins	10	2	16	1.6	8	0
Hayes	2	0	6	3.0	6	0
<b>Eagles</b>	<b>32</b>	<b>10</b>	<b>100</b>	<b>3.1</b>	<b>16</b>	<b>0</b>
<b>Opponents</b>	<b>22</b>	<b>na</b>	<b>163</b>	<b>7.4</b>	<b>na</b>	<b>na</b>

Kickoff Returns	No.	Yds	Avg	Lg	TD
Walik	32	805	25.2	82	0
Nelson	10	187	18.7	27	0
R.Jones	8	120	15.0	30	0
Hayes	6	107	17.8	23	0
Rossovich	1	22	22.0	22	0
Pettigrew	1	11	11.0	11	0
Hawkins	1	0	0.0	0	0
<b>Eagles</b>	<b>59</b>	<b>1252</b>	<b>21.2</b>	<b>82</b>	<b>0</b>
<b>Opponents</b>	<b>50</b>	<b>1030</b>	<b>20.6</b>	<b>na</b>	<b>na</b>



SCHEDULE & RESULTS (4-9-1)					
S-21	L	20-27	Cleveland	60,658	
S-28	W	41-27	Pittsburgh	60,658	
O-05	L	7-38	Dallas	60,658	
O-13	L	20-24	at Baltimore	56,864	
O-19	L	14-49	at Dallas	71,509	
O-26	W	13-10	New Orleans	60,658	
N-02	W	23-20	at NY Giants	62,912	
N-09	T	28-28	at Washington	50,502	
N-16	L	17-23	LA Rams	60,658	
N-23	W	34-30	at St. Louis	45,512	
N-30	L	17-26	at New Orleans	72,805	
D-07	L	29-34	Washington	60,658	
D-14	L	3-27	Atlanta	60,658	
D-21	L	13-14	at San Francisco	25,391	

TEAM STATS	EAGLES	OPP
<b>Total First Downs</b>	<b>231</b>	<b>268</b>
Rushing	83	111
Passing	132	136
Penalty	16	21
<b>3rd Down: Made/Att</b>	<b>na</b>	<b>na</b>
3rd Down Pct.	na	na
<b>4th Down: Made/Att</b>	<b>na</b>	<b>na</b>
4th Down Pct.	na	na
<b>Possession Avg.</b>	<b>na</b>	<b>na</b>
<b>Total Net Yards</b>	<b>4345</b>	<b>4978</b>
Avg. Per Game	310.4	355.6
Total Plays	882	936
Avg. Per Play	4.9	5.3
<b>Net Yards Rushing</b>	<b>1563</b>	<b>1909</b>
Avg. Per Game	111.6	136.4
Total Rushes	395	467
<b>Net Yards Passing</b>	<b>2782</b>	<b>3069</b>
Avg. Per Game	198.7	219.2
Sacked/Yards Lost	29/240	25/181
Gross Yards	3022	3250
Att./Completions	458/216	444/243
Completion Pct.	47.2	54.7
Had Intercepted	28	15
<b>Punts/Average</b>	<b>74/39.8</b>	<b>69/40.9</b>
<b>Net Punting Avg.</b>	<b>na/na</b>	<b>na/na</b>
<b>Penalties/Yards</b>	<b>80/843</b>	<b>79/950</b>
<b>Fumbles/Ball Lost</b>	<b>18/11</b>	<b>31/14</b>
<b>Touchdowns</b>	<b>33</b>	<b>44</b>
Rushing	10	15
Passing	20	23
Returns	3	6

Score By Periods	Q1	Q2	Q3	Q4	OT	Pts
Eagles	43	90	61	85	0	279
Opponents	87	77	114	99	0	377

Passing	Att	Cmp	Yds	Cmp%	Y/A
Snead	379	190	2768	50.1	7.30
Mira	76	25	240	32.9	3.16
Keyes	2	1	14	50.0	7.00
Bradley	1	0	0	0.0	0.00
<b>Eagles</b>	<b>458</b>	<b>216</b>	<b>3022</b>	<b>47.2</b>	<b>6.60</b>
<b>Opponents</b>	<b>444</b>	<b>243</b>	<b>3250</b>	<b>54.7</b>	<b>7.32</b>

Scoring	TD	Ru	Pa	Rt	PAT	FG	2Pt	Pts
Baker	0	0	0	0	31/31	16/30	0	79
Jackson	9	0	9	0			0	54
Hawkins	8	0	8	0			0	48
Woodeshick	4	4	0	0			0	24
Keyes	3	3	0	0			0	18
Ballman	2	0	2	0			0	12
Snead	2	2	0	0			0	12
Bradley	1	0	0	1			0	6
Hill	1	0	1	0			0	6
Pinder	1	1	0	0			0	6
Ramsey	1	0	0	1			0	6
Scarpati	1	0	0	1			0	6
Tom (s)	0	0	0	0			0	2
<b>Eagles</b>	<b>33</b>	<b>10</b>	<b>20</b>	<b>3</b>	<b>31/31</b>	<b>16/30</b>	<b>0</b>	<b>279</b>
<b>Opponents</b>	<b>44</b>	<b>15</b>	<b>23</b>	<b>6</b>	<b>44/44</b>	<b>23/37</b>	<b>0</b>	<b>377</b>

Rushing	No.	Yds	Avg	Lg	TD
Woodeshick	186	831	4.5	21	4
Keyes	121	361	3.0	28	3
Pinder	60	309	5.2	50	1
Blye	8	25	3.1	11	0
Mira	3	16	5.3	6	0
Jackson	2	10	5.0	6	0
Wilson	4	7	1.8	4	0
Bradley	1	5	5.0	5	0
Snead	8	2	0.3	5t	2
Jones	1	0	0.0	0	0
Hawkins	1	-3	-3.0	-3	0
<b>Eagles</b>	<b>395</b>	<b>1563</b>	<b>4.0</b>	<b>50</b>	<b>10</b>
<b>Opponents</b>	<b>467</b>	<b>1909</b>	<b>4.1</b>	<b>53t</b>	<b>15</b>

Receiving	No.	Yds	Avg	Lg	TD
Jackson	65	1116	17.2	65t	9
Hawkins	43	761	17.7	58	8
Ballman	31	492	15.9	80t	2
Keyes	29	276	9.5	35	0
Woodeshick	22	177	8.0	15	0
Pinder	12	77	6.4	20	0
Hill	6	64	10.7	23	1
Hughes	3	29	9.7	15	0
Blye	2	-6	-3.0	1	0
Brown	1	20	20.0	20	0
Lawrence	1	10	10.0	10	0
Wilson	1	6	6.0	6	0
<b>Eagles</b>	<b>216</b>	<b>3022</b>	<b>14.0</b>	<b>80t</b>	<b>20</b>
<b>Opponents</b>	<b>243</b>	<b>3250</b>	<b>13.4</b>	<b>71t</b>	<b>23</b>

TD	TD%	Int	Int%	Lg	Sk/Lost	Rat
19	5.0	23	6.1	80t	21/170	65.7
1	1.3	5	6.6	35	8/70	19.6
0	0.0	0	0.0	14	0/0	72.9
0	0.0	0	0.0	--	0/0	39.6
<b>20</b>	<b>4.4</b>	<b>28</b>	<b>6.1</b>	<b>80t</b>	<b>29/240</b>	<b>58.0</b>
<b>23</b>	<b>5.2</b>	<b>15</b>	<b>3.4</b>	<b>71t</b>	<b>25/181</b>	<b>81.4</b>

INTs	No.	Yds	Avg	Lg	TD
Scarpati	4	54	13.5	34t	1
Nelson	3	10	3.3	10	0
Ramsey	2	26	13.0	26t	1
Lloyd	2	22	11.0	14	0
Bradley	1	56	56.0	56t	1
Colman TM	1	11	11.0	11	0
Cross	1	0	0.0	0	0
Young	1	0	0.0	0	0
<b>Eagles</b>	<b>15</b>	<b>179</b>	<b>11.9</b>	<b>56t</b>	<b>3</b>
<b>Opponents</b>	<b>28</b>	<b>343</b>	<b>12.3</b>	<b>38</b>	<b>3</b>

Sacks: Eagles 25.0, Opponents 29.0

Punting	No.	Yds	Avg	Net	TB	Lg	B
Bradley	74	2942	39.8	na	na	60	0
<b>Eagles</b>	<b>74</b>	<b>2942</b>	<b>39.8</b>	<b>na</b>	<b>na</b>	<b>60</b>	<b>0</b>
<b>Opponents</b>	<b>69</b>	<b>2819</b>	<b>40.9</b>	<b>na</b>	<b>na</b>	<b>55</b>	<b>2</b>

Punt Returns	Ret	FC	Yds	Avg	Lg	TD
Bradley	28	5	181	6.5	37	0
Scarpati	4	1	6	1.5	2	0
Lawrence	2	2	26	13.0	18	0
Hawkins	1	2	6	6.0	6	0
Hughes	1	0	0	0.0	0	0
<b>Eagles</b>	<b>36</b>	<b>10</b>	<b>219</b>	<b>6.1</b>	<b>37</b>	<b>0</b>
<b>Opponents</b>	<b>21</b>	<b>24</b>	<b>93</b>	<b>4.4</b>	<b>30</b>	<b>0</b>

Kickoff Returns	No.	Yds	Avg	Lg	TD
Bradley	21	467	22.2	42	0
Blye	19	370	19.5	35	0
Keyes	9	200	22.2	34	0
Lawrence	5	97	19.4	24	0
Pinder	4	56	14.0	19	0
Nelson	3	63	21.0	27	0
Graham	2	5	2.5	5	0
<b>Eagles</b>	<b>63</b>	<b>1258</b>	<b>20.0</b>	<b>42</b>	<b>0</b>
<b>Opponents</b>	<b>51</b>	<b>1043</b>	<b>20.5</b>	<b>54</b>	<b>0</b>

Field Goals	1-19	20-29	30-39	40-49	50+
Baker	4/6	2/3	4/6	6/13	0/2
<b>Eagles</b>	<b>4/6</b>	<b>2/3</b>	<b>4/6</b>	<b>6/13</b>	<b>0/2</b>
<b>Opponents</b>	<b>7/9</b>	<b>6/7</b>	<b>5/9</b>	<b>5/9</b>	<b>0/3</b>

**Baker:** (19N,45N) (44N,35G,41G) (42B) (24G,18G) (52N) (34N,47N,45N,12G,40G) (45G,32G,38G) (28N) (44G) (50N,15G,40G) (30G) (39N,19G,47G) (20G) (19N, 46N,47N)  
**Opponents:** (22G,37G) (36G,15G) (47N,14G) (37N, 32B,20G) (53N,17N) (18N,22G) (40G,33G) ( ) (49N,42N, 19G,39G,16G) (19G,46G,46G) (27N,56N,37N,27G,40G, 26G,17G) (39N,12G,43G) (47N,28G,30G) (51N)





SCHEDULE & RESULTS (2-12)					
S-15	L	13-30	at Green Bay	50,861	
S-22	L	25-34	NY Giants	60,858	
S-29	L	13-45	Dallas	60,858	
O-06	L	14-17	at Washington	50,816	
O-13	L	14-34	at Dallas	72,083	
O-20	L	16-29	Chicago	60,858	
O-27	L	3-6	at Pittsburgh	26,908	
N-03	L	17-45	St. Louis	59,208	
N-10	L	10-16	Washington	59,133	
N-17	L	6-7	at NY Giants	62,896	
N-24	L	13-47	at Cleveland	62,338	
N-28	W	12-0	at Detroit	47,909	
D-08	W	29-17	New Orleans	57,128	
D-15	L	17-24	Minnesota	54,530	

TEAM STATS	EAGLES	OPP
<b>Total First Downs</b>	<b>197</b>	<b>256</b>
Rushing	78	128
Passing	100	111
Penalty	19	17
<b>3rd Down: Made/Att</b>	<b>na</b>	<b>na</b>
3rd Down Pct.	na	na
<b>4th Down: Made/Att</b>	<b>na</b>	<b>na</b>
4th Down Pct.	na	na
<b>Possession Avg.</b>	<b>na</b>	<b>na</b>
<b>Total Net Yards</b>	<b>3561</b>	<b>4514</b>
Avg. Per Game	254.4	322.4
Total Plays	775	863
Avg. Per Play	4.6	5.2
<b>Net Yards Rushing</b>	<b>1411</b>	<b>2141</b>
Avg. Per Game	100.8	152.9
Total Rushes	369	515
<b>Net Yards Passing</b>	<b>2150</b>	<b>2373</b>
Avg. Per Game	153.6	169.5
Sacked/Yards Lost	26/207	21/184
Gross Yards	2357	2557
Att./Completions	380/194	327/182
Completion Pct.	51.1	55.7
Had Intercepted	29	13
<b>Punts/Average</b>	<b>60/41.3</b>	<b>55/38.9</b>
<b>Net Punting Avg.</b>	<b>na/na</b>	<b>na/na</b>
<b>Penalties/Yards</b>	<b>63/666</b>	<b>75/828</b>
<b>Fumbles/Ball Lost</b>	<b>19/13</b>	<b>18/7</b>
<b>Touchdowns</b>	<b>21</b>	<b>40</b>
Rushing	3	18
Passing	16	20
Returns	2	2

Score By Periods	Q1	Q2	Q3	Q4	OT	Pts
Eagles	27	71	32	72	0	202
Opponents	62	98	92	99	0	351

Passing	Att	Cmp	Yds	Cmp%	Y/A
Snead	291	152	1655	52.2	5.69
K.Hill TM	71	33	531	46.5	7.48
Huarte	15	7	110	46.7	7.33
Scarpati	2	1	3	50.0	1.50
Baker	1	1	58	100.0	58.00
<b>Eagles</b>	<b>380</b>	<b>194</b>	<b>2357</b>	<b>51.1</b>	<b>6.20</b>
<b>Opponents</b>	<b>327</b>	<b>182</b>	<b>2557</b>	<b>55.7</b>	<b>7.82</b>

Scoring	TD	Ru	Pa	Rt	PAT	FG	2Pt	Pts
Baker	0	0	0	0	17/21	19/30	0	74
Hawkins	5	0	5	0			0	30
Ballman	4	0	4	0			0	24
F.Hill	3	0	3	0			0	18
Woodeshick	3	3	0	0			0	18
Ditka	2	0	2	0			0	12
Haymond	2	0	0	2			0	12
Lang	1	0	1	0			0	6
Mallory	1	0	1	0			0	6
Conjar (s)	0	0	0	0			0	2
<b>Eagles</b>	<b>21</b>	<b>3</b>	<b>16</b>	<b>2</b>	<b>17/21</b>	<b>19/30</b>	<b>0</b>	<b>202</b>
<b>Opponents</b>	<b>40</b>	<b>18</b>	<b>20</b>	<b>2</b>	<b>39/39</b>	<b>24/35</b>	<b>0</b>	<b>351</b>

Rushing	No.	Yds	Avg	Lg	TD
Woodeshick	217	947	4.4	54t	3
Lang	69	235	3.4	17	0
Pinder	40	117	2.9	21	0
Ballman	1	30	30.0	30	0
Snead	9	27	3.0	9	0
Jones	22	24	1.1	10	0
Conjar	8	21	2.6	6	0
Huarte	2	9	4.5	11	0
K.Hill TM	1	1	1.0	1	0
<b>Eagles</b>	<b>369</b>	<b>1411</b>	<b>3.8</b>	<b>54t</b>	<b>3</b>
<b>Opponents</b>	<b>515</b>	<b>2141</b>	<b>4.2</b>	<b>42</b>	<b>18</b>

Receiving	No.	Yds	Avg	Lg	TD
Hawkins	42	707	16.8	92t	5
Woodeshick	36	328	9.1	55	0
F.Hill	30	370	12.3	31t	3
Ballman	30	341	11.4	55t	4
Lang	17	147	8.6	25	1
Pinder	16	166	10.4	48	0
Ditka	13	111	8.5	18	2
Jones	5	87	17.4	48	0
Hughes	3	39	13.0	18	0
Mallory	1	58	58.0	58t	1
Baker	1	3	3.0	3	0
<b>Eagles</b>	<b>194</b>	<b>2357</b>	<b>12.1</b>	<b>92t</b>	<b>16</b>
<b>Opponents</b>	<b>182</b>	<b>2557</b>	<b>14.0</b>	<b>87</b>	<b>20</b>

TD	TD%	Int	Int%	Lg	Sk/Lost	Rat
11	3.8	21	7.2	55t	20/154	51.8
3	4.2	6	8.5	92t	4/36	50.9
1	6.7	2	13.3	48	2/17	54.2
0	0.0	0	0.0	3	0/0	56.3
1	100.0	0	0.0	58t	0/0	158.3
<b>16</b>	<b>4.2</b>	<b>29</b>	<b>7.6</b>	<b>92t</b>	<b>26/207</b>	<b>52.7</b>
<b>20</b>	<b>6.1</b>	<b>13</b>	<b>4.0</b>	<b>87</b>	<b>21/184</b>	<b>84.9</b>

INTs	No.	Yds	Avg	Lg	TD
Nelson	3	7	2.3	7	0
Scarpati	2	22	11.0	17	0
Ramsey	2	0	0.0	0	0
Wells	2	0	0.0	0	0
Beisler	1	12	12.0	12	0
Haymond	1	10	10.0	10	0
Medved	1	0	0.0	0	0
Peters	1	0	0.0	0	0
<b>Eagles</b>	<b>13</b>	<b>51</b>	<b>3.9</b>	<b>17</b>	<b>0</b>
<b>Opponents</b>	<b>29</b>	<b>408</b>	<b>14.1</b>	<b>96t</b>	<b>2</b>

Sacks: Eagles 21.0, Opponents 26.0

Punting	No.	Yds	Avg	Net	TB	Lg	B
Baker	55	2248	40.9	na	na	57	0
Duncan	5	228	45.6	na	na	55	0
<b>Eagles</b>	<b>60</b>	<b>2476</b>	<b>41.3</b>	<b>na</b>	<b>na</b>	<b>57</b>	<b>0</b>
<b>Opponents</b>	<b>55</b>	<b>2141</b>	<b>38.9</b>	<b>na</b>	<b>na</b>	<b>60</b>	<b>0</b>

Punt Returns	Ret	FC	Yds	Avg	Lg	TD
Haymond	15	6	201	13.4	54t	1
Scarpati	5	1	17	3.4	7	0
Mallory	4	3	46	11.5	28	0
Hawkins	0	1	0	0.0	0	0
<b>Eagles</b>	<b>24</b>	<b>11</b>	<b>264</b>	<b>11.0</b>	<b>54t</b>	<b>1</b>
<b>Opponents</b>	<b>33</b>	<b>11</b>	<b>270</b>	<b>8.2</b>	<b>43</b>	<b>0</b>

Kickoff Returns	No.	Yds	Avg	Lg	TD
Haymond	28	677	24.2	98t	1
Hawkins	12	254	21.2	46	0
Nelson	11	308	28.0	69	0
Mallory	6	94	15.7	23	0
Rossovich	2	20	10.0	11	0
Graham	1	8	8.0	8	0
Jones	1	18	18.0	18	0
<b>Eagles</b>	<b>61</b>	<b>1379</b>	<b>22.6</b>	<b>98t</b>	<b>1</b>
<b>Opponents</b>	<b>45</b>	<b>1030</b>	<b>22.9</b>	<b>75</b>	<b>0</b>

Field Goals	1-19	20-29	30-39	40-49	50+
Baker	7/8	4/5	7/12	1/5	0/0
<b>Eagles</b>	<b>7/8</b>	<b>4/5</b>	<b>7/12</b>	<b>1/5</b>	<b>0/0</b>
<b>Opponents</b>	<b>8/8</b>	<b>10/11</b>	<b>5/7</b>	<b>1/7</b>	<b>0/2</b>

**Baker:** (27G,17G) ( ) (23G,13G) (45N) (47N) (30G,37G,44G) (47N,44N,38N,38G) (39N,12G) (32N,20N,37G) (33N,19G,19G) (34N,18G,25G) (36G,18G,32G,35G) (18N) (25G)

**Opponents:** (17G,22G,35G) (20G,30G) (26G) (24G) (35N,26G,21G) (39G,31G,28G,15G,14G) (22N,40B,34G,15G) (51N,47G) (47N,15G,25G,9G) (47N,47N) (34N,28G,26G) ( ) (49N,10G) (48N,51N,17G)



SCHEDULE & RESULTS (6-7-1)				
S-17	W	35-24	Washington	60,709
S-24	L	6-38	Baltimore	60,755
O-01	W	34-24	Pittsburgh	60,335
O-08	W	38-7	at Atlanta	53,868
O-15	L	27-28	San Francisco	60,825
O-22	L	14-48	at St. Louis	46,562
O-29	W	21-14	Dallas	60,740
N-05	L	24-31	at New Orleans	59,596
N-12	L	17-33	at LA Rams	57,628
N-19	W	48-21	New Orleans	60,751
N-26	L	7-44	at NY Giants	63,027
D-03	T	35-35	at Washington	50,451
D-10	L	17-38	at Dallas	55,834
D-17	W	28-24	Cleveland	60,658

TEAM STATS	EAGLES	OPP
<b>Total First Downs</b>	<b>239</b>	<b>286</b>
Rushing	69	105
Passing	146	161
Penalty	24	20
<b>3rd Down: Made/Att</b>	<b>na</b>	<b>na</b>
3rd Down Pct.	na	na
<b>4th Down: Made/Att</b>	<b>na</b>	<b>na</b>
4th Down Pct.	na	na
<b>Possession Avg.</b>	<b>na</b>	<b>na</b>
<b>Total Net Yards</b>	<b>4344</b>	<b>4972</b>
Avg. Per Game	310.3	355.1
Total Plays	822	937
Avg. Per Play	5.3	5.3
<b>Net Yards Rushing</b>	<b>1250</b>	<b>1741</b>
Avg. Per Game	89.3	124.4
Total Rushes	328	434
<b>Net Yards Passing</b>	<b>3094</b>	<b>3231</b>
Avg. Per Game	221.0	230.8
Sacked/Yards Lost	49/369	23/151
Gross Yards	3463	3382
Att./Completions	445/244	480/255
Completion Pct.	54.8	53.1
Had Intercepted	24	21
<b>Punts/Average</b>	<b>61/38.3</b>	<b>50/38.8</b>
<b>Net Punting Avg.</b>	<b>na/na</b>	<b>na/na</b>
<b>Penalties/Yards</b>	<b>77/830</b>	<b>67/715</b>
<b>Fumbles/Ball Lost</b>	<b>22/16</b>	<b>28/14</b>
<b>Touchdowns</b>	<b>45</b>	<b>52</b>
Rushing	12	16
Passing	30	29
Returns	3	7

Score By Periods	Q1	Q2	Q3	Q4	OT	Pts
Eagles	82	120	66	83	0	351
Opponents	71	141	96	101	0	409

Passing	Att	Cmp	Yds	Cmp%	Y/A
Snead	434	240	3399	55.3	7.83
K.Hill	7	2	33	28.6	4.71
Dial	3	1	5	33.3	1.67
Lang	1	1	26	100.0	26.00
<b>Eagles</b>	<b>445</b>	<b>244</b>	<b>3463</b>	<b>54.8</b>	<b>7.78</b>
<b>Opponents</b>	<b>480</b>	<b>255</b>	<b>3382</b>	<b>53.1</b>	<b>7.05</b>

Scoring	TD	Ru	Pa	Rt	PAT	FG	2Pt	Pts
Baker	0	0	0	0	45/45	12/19	0	81
Hawkins	10	0	10	0			0	60
Woodeshick	10	6	4	0			0	60
Ballman	7	1	6	0			0	42
Lang	5	2	3	0			0	30
Kelly	4	0	4	0			0	24
T.Brown	2	1	1	0			0	12
Ditka	2	0	2	0			0	12
Snead	2	2	0	0			0	12
Hultz	1	0	0	1			0	6
Nettles	1	0	0	1			0	6
Scarpati	1	0	0	1			0	6
<b>Eagles</b>	<b>45</b>	<b>12</b>	<b>30</b>	<b>3</b>	<b>45/45</b>	<b>12/19</b>	<b>0</b>	<b>351</b>
<b>Opponents</b>	<b>52</b>	<b>16</b>	<b>29</b>	<b>7</b>	<b>52/52</b>	<b>15/32</b>	<b>0</b>	<b>409</b>

Rushing	No.	Yds	Avg	Lg	TD
Woodeshick	155	670	4.3	41	6
Lang	101	336	3.3	21	2
T.Brown	53	179	3.4	13t	1
Snead	9	30	3.3	21	2
Ballman	1	17	17.0	17t	1
Jones	8	17	2.1	6	0
Goodwin	1	1	1.0	1	0
<b>Eagles</b>	<b>328</b>	<b>1250</b>	<b>3.8</b>	<b>41</b>	<b>12</b>
<b>Opponents</b>	<b>434</b>	<b>1741</b>	<b>4.0</b>	<b>45</b>	<b>16</b>

Receiving	No.	Yds	Avg	Lg	TD
Hawkins	59	1265	21.4	87t	10
Ballman	36	524	14.6	67t	6
Woodeshick	34	391	11.5	43t	4
Ditka	26	274	10.5	25	2
Lang	26	201	7.7	19	3
T.Brown	22	202	9.2	41	1
Kelly	21	345	16.4	59	4
F.Hill	9	144	16.0	57	0
Goodwin	6	65	10.8	23	0
Jones	3	32	10.7	23	0
Wilson	2	20	10.0	12	0
<b>Eagles</b>	<b>244</b>	<b>3463</b>	<b>14.2</b>	<b>87t</b>	<b>30</b>
<b>Opponents</b>	<b>255</b>	<b>3382</b>	<b>13.3</b>	<b>96</b>	<b>29</b>

TD	TD%	Int	Int%	Lg	Sk/Lost	Rat
29	6.7	24	5.5	87t	48/351	80.0
1	14.3	0	0.0	18	0/0	86.3
0	0.0	0	0.0	5	1/18	42.4
0	0.0	0	0.0	26	0/0	118.8
<b>30</b>	<b>6.7</b>	<b>24</b>	<b>5.4</b>	<b>87t</b>	<b>49/369</b>	<b>80.2</b>
<b>29</b>	<b>6.0</b>	<b>21</b>	<b>4.4</b>	<b>96</b>	<b>23/151</b>	<b>77.6</b>

INTs	No.	Yds	Avg	Lg	TD
Scarpati	4	99	24.8	67t	1
Nettles	4	52	13.0	34	0
F.Brown	2	29	14.5	17	0
Medved	2	23	11.5	23	0
Martin	2	8	4.0	8	0
Kelley	1	18	18.0	18	0
Wells	1	17	17.0	17	0
Hultz	1	16	16.0	16t	1
Shann	1	8	8.0	8	0
Peters	1	3	3.0	3	0
Lloyd	1	1	1.0	1	0
Morgan	1	0	0.0	0	0
<b>Eagles</b>	<b>21</b>	<b>274</b>	<b>13.0</b>	<b>67t</b>	<b>2</b>
<b>Opponents</b>	<b>24</b>	<b>429</b>	<b>17.9</b>	<b>69t</b>	<b>3</b>

Sacks: Eagles 23.0, Opponents 49.0

Punting	No.	Yds	Avg	Net	TB	Lg	B
Baker	61	2335	38.3	na	na	53	1
<b>Eagles</b>	<b>61</b>	<b>2335</b>	<b>38.3</b>	<b>na</b>	<b>na</b>	<b>53</b>	<b>1</b>
<b>Opponents</b>	<b>50</b>	<b>1941</b>	<b>38.8</b>	<b>na</b>	<b>na</b>	<b>53</b>	<b>1</b>

Punt Returns	Ret	FC	Yds	Avg	Lg	TD
Martin	20	4	128	6.4	30	0
Hughes	3	0	11	3.7	11	0
Shann	3	2	17	5.7	8	0
Lince	1	0	0	0.0	0	0
Reed	1	0	0	0.0	0	0
Scarpati	1	2	2	2.0	2	0
Medved	0	1	0	0.0	0	0
<b>Eagles</b>	<b>29</b>	<b>9</b>	<b>158</b>	<b>5.4</b>	<b>30</b>	<b>0</b>
<b>Opponents</b>	<b>33</b>	<b>14</b>	<b>130</b>	<b>3.9</b>	<b>26</b>	<b>0</b>

Kickoff Returns	No.	Yds	Avg	Lg	TD
T.Brown	13	301	23.2	41	0
Hawkins	10	250	25.0	46	0
Hughes	7	126	18.0	23	0
Wilson	7	150	21.4	33	0
Shann	6	133	22.2	42	0
Reed	5	111	22.2	31	0
Lince	3	46	15.3	22	0
Ballman	2	43	21.5	27	0
Jones	2	32	16.0	17	0
Beisler	1	0	0.0	0	0
F.Brown	1	17	17.0	17	0
Gray	1	30	30.0	30	0
Kelley	1	0	0.0	0	0
Medved	1	7	7.0	7	0
Ramsey	1	0	0.0	0	0
Vasys	1	0	0.0	0	0
<b>Eagles</b>	<b>62</b>	<b>1246</b>	<b>20.1</b>	<b>46</b>	<b>0</b>
<b>Opponents</b>	<b>59</b>	<b>1466</b>	<b>24.8</b>	<b>96t</b>	<b>2</b>

Field Goals	1-19	20-29	30-39	40-49	50+
Baker	2/2	2/3	7/9	1/4	0/1
<b>Eagles</b>	<b>2/2</b>	<b>2/3</b>	<b>7/9</b>	<b>1/4</b>	<b>0/1</b>
<b>Opponents</b>	<b>4/8</b>	<b>4/7</b>	<b>4/9</b>	<b>2/6</b>	<b>1/2</b>

**Baker:** ( ) ( 9G,35G) (36G,35G) (46N,45N,34G) (54N, 32G,33G) ( ) (37B) (41G) (37B, 9G) (21G,37G) ( ) (45N) (25G) (27B)

**Opponents:** (15N,37N,19B,25B,30G) (37N,52G) (52N, 43N,24G) (36N) (45N) (32G,47G) ( 9B) (33N,12G) (21G, 12G,27G,31G) (20N) (17G,15G,40G) (47N,29N,36N) (19N,22G) (41N,32G)



SCHEDULE & RESULTS (9-5)					
S-11	L	13-16	at St. Louis	39,066	
S-18	W	23-10	Atlanta	54,049	
S-25	W	35-17	NY Giants	60,177	
O-02	L	10-41	St. Louis	59,305	
O-09	L	7-56	at Dallas	69,372	
O-16	W	31-14	at Pittsburgh	28,233	
O-23	W	31-3	at NY Giants	63,018	
O-30	L	13-27	Washington	60,652	
N-06	W	24-23	Dallas	60,658	
N-13	L	7-27	at Cleveland	77,968	
N-20	W	35-34	at San Francisco	31,993	
D-04	W	27-23	Pittsburgh	54,275	
D-11	W	33-21	Cleveland	58,074	
D-18	W	37-28	at Washington	50,405	
<b>PLAYOFF BOWL (at Miami)</b>					
J-08	L	14-20	Baltimore	58,088	

TEAM STATS	EAGLES	OPP				
<b>Total First Downs</b>	<b>231</b>	<b>249</b>				
Rushing	112	90				
Passing	104	139				
Penalty	15	20				
<b>3rd Down: Made/Att</b>	<b>na</b>	<b>na</b>				
3rd Down Pct.	na	na				
<b>4th Down: Made/Att</b>	<b>na</b>	<b>na</b>				
4th Down Pct.	na	na				
<b>Possession Avg.</b>	<b>na</b>	<b>na</b>				
<b>Total Net Yards</b>	<b>3759</b>	<b>4370</b>				
Avg. Per Game	268.5	312.1				
Total Plays	891	870				
Avg. Per Play	4.2	5.0				
<b>Net Yards Rushing</b>	<b>1859</b>	<b>1693</b>				
Avg. Per Game	132.8	120.9				
Total Rushes	478	390				
<b>Net Yards Passing</b>	<b>1900</b>	<b>2677</b>				
Avg. Per Game	135.7	191.2				
Sacked/Yards Lost	35/259	34/287				
Gross Yards	2159	2964				
Att./Completions	378/179	446/226				
Completion Pct.	47.4	50.7				
Had Intercepted	22	20				
<b>Punts/Average</b>	<b>65/39.8</b>	<b>60/39.9</b>				
<b>Net Punting Avg.</b>	<b>na/na</b>	<b>na/na</b>				
<b>Penalties/Yards</b>	<b>63/666</b>	<b>63/703</b>				
<b>Fumbles/Ball Lost</b>	<b>32/17</b>	<b>30/15</b>				
<b>Touchdowns</b>	<b>39</b>	<b>40</b>				
Rushing	19	13				
Passing	14	23				
Returns	6	4				
<b>Score By Periods</b>	<b>Q1</b>	<b>Q2</b>	<b>Q3</b>	<b>Q4</b>	<b>OT</b>	<b>Pts</b>
Eagles	39	137	45	105	0	326
Opponents	68	91	85	96	0	340

Passing	Att	Cmp	Yds	Cmp%	Y/A
Snead	226	103	1275	45.6	5.64
K.Hill	97	53	571	54.6	5.89
Concannon	51	21	262	41.2	5.14
Lang	3	2	51	66.7	17.00
Gros	1	0	0	0.0	0.00
<b>Eagles</b>	<b>378</b>	<b>179</b>	<b>2159</b>	<b>47.4</b>	<b>5.71</b>
<b>Opponents</b>	<b>446</b>	<b>226</b>	<b>2964</b>	<b>50.7</b>	<b>6.65</b>

Scoring	TD	Ru	Pa	Rt	PAT	FG	2Pt	Pts
Baker	0	0	0	0	38/39	18/25	0	92
Gros	9	7	2	0			0	54
T.Brown	8	3	3	2			0	48
Retzlaff	6	0	6	0			0	36
Woodeshick	5	4	1	0			0	30
Concannon	2	2	0	0			0	12
Matson	2	1	1	0			0	12
Goodwin	1	0	1	0			0	6
Lang	1	1	0	0			0	6
Martin	1	0	0	1			0	6
Nelson	1	0	0	1			0	6
Nettles	1	0	0	1			0	6
Snead	1	1	0	0			0	6
Wells	1	0	0	1			0	6
<b>Eagles</b>	<b>39</b>	<b>19</b>	<b>14</b>	<b>6</b>	<b>38/39</b>	<b>18/25</b>	<b>0</b>	<b>326</b>
<b>Opponents</b>	<b>40</b>	<b>13</b>	<b>23</b>	<b>4</b>	<b>40/40</b>	<b>20/30</b>	<b>0</b>	<b>340</b>

Rushing	No.	Yds	Avg	Lg	TD
T.Brown	161	548	3.4	24	3
Gros	102	396	3.9	26	7
Woodeshick	85	330	3.9	21	4
Lang	52	239	4.6	39	1
Concannon	25	195	7.8	29	2
Matson	29	101	3.5	28	1
Snead	15	32	2.1	17	1
Baker	1	15	15.0	15	0
F.Hill	1	5	5.0	5	0
K.Hill	7	-2	-0.3	2	0
<b>Eagles</b>	<b>478</b>	<b>1859</b>	<b>3.9</b>	<b>39</b>	<b>19</b>
<b>Opponents</b>	<b>390</b>	<b>1693</b>	<b>4.3</b>	<b>68</b>	<b>13</b>

Receiving	No.	Yds	Avg	Lg	TD
Retzlaff	40	653	16.3	40	6
T.Brown	33	371	11.2	39	3
F.Hill	29	304	10.5	36	0
Gros	18	214	11.9	48	2
Goodwin	16	212	13.3	30	1
Hawkins	14	143	10.2	23	0
Lang	12	107	8.9	24	0
Woodeshick	10	118	11.8	44t	1
Matson	6	30	5.0	11	1
Concannon	1	7	7.0	7	0
<b>Eagles</b>	<b>179</b>	<b>2159</b>	<b>12.1</b>	<b>48</b>	<b>14</b>
<b>Opponents</b>	<b>226</b>	<b>2964</b>	<b>13.1</b>	<b>58</b>	<b>23</b>

TD	TD%	Int	Int%	Lg	Sk/Lost	Rat
8	3.5	11	4.9	48	25/190	55.1
5	5.2	7	7.2	30	6/42	59.3
1	2.0	4	7.8	44t	3/22	31.7
0	0.0	0	0.0	36	0/0	109.7
0	0.0	0	0.0	0	1/5	39.6
<b>14</b>	<b>3.7</b>	<b>22</b>	<b>5.8</b>	<b>48</b>	<b>35/259</b>	<b>53.4</b>
<b>23</b>	<b>5.2</b>	<b>20</b>	<b>4.5</b>	<b>58</b>	<b>34/287</b>	<b>70.5</b>

INTs	No.	Yds	Avg	Lg	TD
Scarpati	8	182	22.8	32	0
Nettles	3	57	19.0	34t	1
Lloyd	3	46	15.3	24	0
Martin	1	47	47.0	47	0
Wells	1	8	8.0	8	0
Morgan	1	5	5.0	5	0
Nelson	1	0	0.0	0	0
Ramsey	1	0	0.0	0	0
Whittingham	1	0	0.0	0	0
<b>Eagles</b>	<b>20</b>	<b>345</b>	<b>17.3</b>	<b>47</b>	<b>1</b>
<b>Opponents</b>	<b>22</b>	<b>380</b>	<b>17.3</b>	<b>91t</b>	<b>3</b>

Sacks: Eagles 34.0, Opponents 35.0

Punting	No.	Yds	Avg	Net	TB	Lg	B
Baker	42	1726	41.1	na	na	63	0
K.Hill	23	862	37.5	na	na	51	0
<b>Eagles</b>	<b>65</b>	<b>2588</b>	<b>39.8</b>	<b>na</b>	<b>na</b>	<b>63</b>	<b>0</b>
<b>Opponents</b>	<b>60</b>	<b>2394</b>	<b>39.9</b>	<b>na</b>	<b>na</b>	<b>54</b>	<b>0</b>

Punt Returns	Ret	FC	Yds	Avg	Lg	TD
Martin	11	6	118	10.7	67t	1
Hawkins	9	2	47	5.2	38	0
W. Brown	5	4	-1	-2	2	0
Concannon	2	1	3	1.5	3	0
Scarpati	2	0	-8	-4.0	-3	0
T.Brown	1	0	0	0.0	0	0
Nelson	1	0	3	3.0	3	0
<b>Eagles</b>	<b>31</b>	<b>13</b>	<b>162</b>	<b>5.2</b>	<b>67t</b>	<b>1</b>
<b>Opponents</b>	<b>31</b>	<b>15</b>	<b>300</b>	<b>9.7</b>	<b>86t</b>	<b>1</b>

Kickoff Returns	No.	Yds	Avg	Lg	TD
Matson	26	544	20.9	31	0
T.Brown	20	562	28.1	93t	2
W.Brown	4	58	14.5	17	0
Martin	4	132	33.0	58	0
Medved	2	10	5.0	10	0
Nelson	2	34	17.0	18	0
Whittingham	2	33	16.5	19	0
Beisler	1	17	17.0	17	0
Hawkins	1	0	0.0	0	0
Jackson	1	16	16.0	16	0
Lince	1	13	13.0	13	0
<b>Eagles</b>	<b>64</b>	<b>1419</b>	<b>22.2</b>	<b>93t</b>	<b>2</b>
<b>Opponents</b>	<b>65</b>	<b>1330</b>	<b>20.5</b>	<b>56</b>	<b>0</b>

Field Goals	1-19	20-29	30-39	40-49	50+
Baker	4/4	2/2	8/8	3/7	1/4
<b>Eagles</b>	<b>4/4</b>	<b>2/2</b>	<b>8/8</b>	<b>3/7</b>	<b>1/4</b>
<b>Opponents</b>	<b>5/6</b>	<b>7/8</b>	<b>5/9</b>	<b>3/7</b>	<b>0/0</b>

**Baker:** (46N,23G,33G) (13G,41G,12G) ( ) (52N,44N,32G) ( ) (51G) (15G) (15G,37G) (31G,49N) (52N) (49N,58N) (35G,22G) (37G,38G,42G,30G) (47G)  
**Opponents:** (9G,47G,27G) (12N,22G) (32N,18G) (44G,34G) (45N) (37N) (29G) (17G,28G) (21G,14G,28N,42G) (22G,29G) (30G,15G,43N,42N) (31N,37G,32G,35G) (47N,33N) ( )







SCHEDULE & RESULTS (6-8)					
S-13	W	38-7	NY Giants	60,671	
S-20	L	24-28	San Francisco	57,353	
S-27	L	20-28	Cleveland	60,671	
O-04	W	21-7	Pittsburgh	59,354	
O-11	L	20-35	at Washington	49,219	
O-18	W	23-17	at NY Giants	62,978	
O-25	W	34-10	at Pittsburgh	38,393	
N-01	L	10-21	Washington	60,671	
N-08	L	10-20	at LA Rams	53,994	
N-15	W	17-14	at Dallas	55,972	
N-22	L	13-38	St. Louis	60,671	
N-29	L	24-38	at Cleveland	79,289	
D-06	W	24-14	Dallas	60,671	
D-13	L	34-36	at St. Louis	24,636	

TEAM STATS	EAGLES	OPP
<b>Total First Downs</b>	<b>243</b>	<b>234</b>
Rushing	100	93
Passing	126	128
Penalty	17	13
<b>3rd Down: Made/Att</b>	<b>na</b>	<b>na</b>
3rd Down Pct.	na	na
<b>4th Down: Made/Att</b>	<b>na</b>	<b>na</b>
4th Down Pct.	na	na
<b>Possession Avg.</b>	<b>na</b>	<b>na</b>
<b>Total Net Yards</b>	<b>4400</b>	<b>4317</b>
Avg. Per Game	314.3	308.4
Total Plays	862	898
Avg. Per Play	5.1	4.8
<b>Net Yards Rushing</b>	<b>1922</b>	<b>1746</b>
Avg. Per Game	137.3	124.7
Total Rushes	430	445
<b>Net Yards Passing</b>	<b>2478</b>	<b>2571</b>
Avg. Per Game	177.0	183.6
Sacked/Yards Lost	35/268	47/379
Gross Yards	2746	2950
Att./Completions	397/199	406/202
Completion Pct.	50.1	49.8
Had Intercepted	18	17
<b>Punts/Average</b>	<b>73/41.7</b>	<b>80/40.5</b>
<b>Net Punting Avg.</b>	<b>na/na</b>	<b>na/na</b>
<b>Penalties/Yards</b>	<b>42/450</b>	<b>71/748</b>
<b>Fumbles/Ball Lost</b>	<b>33/22</b>	<b>27/12</b>
<b>Touchdowns</b>	<b>38</b>	<b>40</b>
Rushing	16	15
Passing	19	18
Returns	3	7

Score By Periods	Q1	Q2	Q3	Q4	OT	Pts
Eagles	61	79	64	108	0	312
Opponents	83	72	89	69	0	313

Passing	Att	Cmp	Yds	Cmp%	Y/A
Snead	283	138	1906	48.8	6.73
Hill	88	49	641	55.7	7.28
Concannon	23	12	199	52.2	8.65
T. Brown	2	0	0	0.0	0.00
Gros	1	0	0	0.0	0.00
<b>Eagles</b>	<b>397</b>	<b>199</b>	<b>2746</b>	<b>50.1</b>	<b>6.92</b>
<b>Opponents</b>	<b>406</b>	<b>202</b>	<b>2950</b>	<b>49.8</b>	<b>7.27</b>

Scoring	TD	Ru	Pa	Rt	PAT	FG	2Pt	Pts
Baker	0	0	0	0	36/37	16/26	0	84
T.Brown	10	5	5	0			0	60
Retzlaff	8	0	8	0			0	48
Matson	5	4	1	0			0	30
Goodwin	3	0	3	0			0	18
Gros	2	2	0	0			0	12
Snead	2	2	0	0			0	12
Woodeshick	2	2	0	0			0	12
Concannon	1	1	0	0			0	6
Cross	1	0	0	1			0	6
Mack	1	0	1	0			0	6
Morgan	1	0	0	1			0	6
Poage	1	0	1	0			0	6
Scarpatti	1	0	0	1			0	6
<b>Eagles</b>	<b>38</b>	<b>16</b>	<b>19</b>	<b>3</b>	<b>36/37</b>	<b>16/26</b>	<b>0</b>	<b>312</b>
<b>Opponents</b>	<b>40</b>	<b>15</b>	<b>18</b>	<b>7</b>	<b>40/40</b>	<b>11/26</b>	<b>0</b>	<b>313</b>

Rushing	No.	Yds	Avg	Lg	TD
Gros	154	748	4.9	59t	2
Matson	96	404	4.2	63	4
T.Brown	90	356	4.0	36	5
Woodeshick	37	180	4.9	13	2
Concannon	16	134	8.4	29	1
Snead	16	59	3.7	19	2
Lang	12	37	3.1	20	0
Hill	8	27	3.4	14	0
Goodwin	1	-23	-23.0	-23	0
<b>Eagles</b>	<b>430</b>	<b>1922</b>	<b>4.5</b>	<b>63</b>	<b>16</b>
<b>Opponents</b>	<b>445</b>	<b>1746</b>	<b>3.9</b>	<b>75</b>	<b>15</b>

Receiving	No.	Yds	Avg	Lg	TD
Retzlaff	51	855	16.8	44	8
Poage	37	479	12.9	42t	1
Gros	29	234	8.1	29	0
Goodwin	23	335	14.6	44t	3
Matson	17	242	14.2	32	1
T.Brown	15	244	16.3	87t	5
Mack	8	169	21.1	53t	1
Lang	6	69	11.5	23	0
Gill	4	58	14.5	29	0
Smith	4	35	8.8	12	0
Woodeshick	4	12	3.0	8	0
Crabb	1	14	14.0	14	0
<b>Eagles</b>	<b>199</b>	<b>2746</b>	<b>13.8</b>	<b>87t</b>	<b>19</b>
<b>Opponents</b>	<b>202</b>	<b>2950</b>	<b>14.6</b>	<b>66t</b>	<b>18</b>

TD	TD%	Int	Int%	Lg	Sk/Lost	Rat
14	4.9	12	4.2	87t	20/160	69.6
3	3.4	4	4.5	38t	8/61	71.3
2	8.7	1	4.3	38	7/47	92.5
0	0.0	1	50.0	0	0/0	0.0
0	0.0	0	0.0	0	0/0	39.6
<b>19</b>	<b>4.8</b>	<b>18</b>	<b>4.5</b>	<b>87t</b>	<b>35/268</b>	<b>69.7</b>
<b>18</b>	<b>4.4</b>	<b>17</b>	<b>4.2</b>	<b>66t</b>	<b>47/379</b>	<b>71.2</b>

INTs	No.	Yds	Avg	Lg	TD
Ramsey	5	31	6.2	17	0
Cross	3	109	36.3	94t	1
Lloyd	3	68	22.7	27	0
Scarpatti	3	41	13.7	24t	1
Burroughs	2	5	2.5	3	0
Glass	1	18	18.0	18	0
<b>Eagles</b>	<b>17</b>	<b>272</b>	<b>16.0</b>	<b>94t</b>	<b>2</b>
<b>Opponents</b>	<b>18</b>	<b>273</b>	<b>15.2</b>	<b>64</b>	<b>3</b>

Sacks: Eagles 47.0, Opponents 35.0

Punting	No.	Yds	Avg	Net	TB	Lg	B
Baker	49	2073	42.3	na	na	61	1
Hill	24	968	40.3	na	na	56	0
<b>Eagles</b>	<b>73</b>	<b>3041</b>	<b>41.7</b>	<b>na</b>	<b>na</b>	<b>61</b>	<b>1</b>
<b>Opponents</b>	<b>80</b>	<b>3237</b>	<b>40.5</b>	<b>na</b>	<b>na</b>	<b>63</b>	<b>0</b>

Punt Returns	Ret	FC	Yds	Avg	Lg	TD
T.Brown	10	6	96	9.6	53	0
Gill	6	5	61	10.2	29	0
Lang	6	7	26	4.3	8	0
Matson	2	0	10	5.0	9	0
Glass	1	1	0	0.0	0	0
Hultz	1	0	2	2.0	2	0
Mack	1	0	0	0.0	0	0
Scarpatti	1	1	6	6.0	6	0
<b>Eagles</b>	<b>28</b>	<b>20</b>	<b>201</b>	<b>7.2</b>	<b>53</b>	<b>0</b>
<b>Opponents</b>	<b>35</b>	<b>18</b>	<b>333</b>	<b>9.5</b>	<b>68</b>	<b>0</b>

Kickoff Returns	No.	Yds	Avg	Lg	TD
T.Brown	30	692	23.1	51	0
Lang	13	352	27.1	49	0
Gill	7	167	23.9	37	0
Matson	3	104	34.7	43	0
Gros	2	38	19.0	20	0
Morgan	2	0	0.0	0	0
Glass	1	12	12.0	12	0
Thompson	1	0	0.0	0	0
<b>Eagles</b>	<b>59</b>	<b>1365</b>	<b>23.1</b>	<b>51</b>	<b>0</b>
<b>Opponents</b>	<b>55</b>	<b>1319</b>	<b>24.0</b>	<b>47</b>	<b>0</b>

Field Goals	1-19	20-29	30-39	40-49	50+
Baker	5/5	2/5	1/1	8/14	0/1
<b>Eagles</b>	<b>5/5</b>	<b>2/5</b>	<b>1/1</b>	<b>8/14</b>	<b>0/1</b>
<b>Opponents</b>	<b>3/6</b>	<b>3/4</b>	<b>4/6</b>	<b>1/9</b>	<b>0/1</b>

**Baker:** (24B,47N,30G) (26B,47G,57N) (12G,42G) (21N) ( ) (45G,10G,46G) (14G,47G) (26G) (47B,40G) (43G) (21G, 9G) (42N,14G,49N,48N) (42N,48G) ( )  
**Opponents:** (39N) ( ) ( ) (42N) (11N) (42G,43N) (13G) (34B,46N) (12G,27G) (47N,16N,48N) (29G,18B,42N, 48B,42N) (29N,37G) ( ) (35G,37G,27G,32G,53N,19G)



SCHEDULE & RESULTS (2-10-2)					
S-15	T	21-21	Pittsburgh	58,205	
S-22	L	24-28	St. Louis	60,671	
S-29	L	14-37	NY Giants	60,671	
O-06	W	24-21	Dallas	60,671	
O-13	W	37-24	at Washington	49,219	
O-20	L	7-37	at Cleveland	75,174	
O-27	L	7-16	at Chicago	48,514	
N-03	L	17-23	Cleveland	60,671	
N-10	L	14-42	at NY Giants	62,936	
N-17	L	20-27	at Dallas	23,694	
N-24	L	10-13	Washington	60,671	
D-01	T	20-20	at Pittsburgh	16,721	
D-08	L	14-38	at St. Louis	15,979	
D-15	L	13-34	Minnesota	57,403	

TEAM STATS	EAGLES	OPP
<b>Total First Downs</b>	<b>203</b>	<b>266</b>
Rushing	78	125
Passing	114	131
Penalty	11	10
<b>3rd Down: Made/Att</b>	<b>na</b>	<b>na</b>
3rd Down Pct.	na	na
<b>4th Down: Made/Att</b>	<b>na</b>	<b>na</b>
4th Down Pct.	na	na
<b>Possession Avg.</b>	<b>na</b>	<b>na</b>
<b>Total Net Yards</b>	<b>3852</b>	<b>4821</b>
Avg. Per Game	275.1	344.4
Total Plays	783	870
Avg. Per Play	4.9	5.5
<b>Net Yards Rushing</b>	<b>1438</b>	<b>1985</b>
Avg. Per Game	102.7	141.8
Total Rushes	376	466
<b>Net Yards Passing</b>	<b>2414</b>	<b>2836</b>
Avg. Per Game	172.4	202.6
Sacked/Yards Lost	27/252	29/270
Gross Yards	2666	3106
Att./Completions	380/193	375/211
Completion Pct.	50.8	56.3
Had Intercepted	31	15
<b>Punts/Average</b>	<b>69/43.1</b>	<b>57/39.1</b>
<b>Net Punting Avg.</b>	<b>na/na</b>	<b>na/na</b>
<b>Penalties/Yards</b>	<b>53/558</b>	<b>54/598</b>
<b>Fumbles/Ball Lost</b>	<b>30/16</b>	<b>23/15</b>
<b>Touchdowns</b>	<b>32</b>	<b>47</b>
Rushing	8	17
Passing	22	28
Returns	2	2

Score By Periods	Q1	Q2	Q3	Q4	OT	Pts
Eagles	32	86	69	55	0	242
Opponents	43	152	78	108	0	381

Passing	Att	Cmp	Yds	Cmp%	Y/A	TD	TD%	Int	Int%	Lg	Sk/Lost	Rat
Hill	186	91	1213	48.9	6.52	10	5.4	17	9.1	80t	9/104	49.9
Jurgensen	184	99	1413	53.8	7.68	11	6.0	13	7.1	75t	13/111	69.4
Guglielmi LG	24	7	118	29.2	4.92	0	0.0	3	12.5	32	11/94	8.0
Guglielmi TM	7	2	29	28.6	4.14	0	0.0	0	0.0	19	4/27	44.3
Brown	3	1	11	33.3	3.67	1	33.3	1	33.3	11t	0/0	45.1
Dudley	0	0	0	0.0	0.0	0	0.0	0	0.0	0	1/10	0.0
<b>Eagles</b>	<b>380</b>	<b>193</b>	<b>2666</b>	<b>50.8</b>	<b>7.02</b>	<b>22</b>	<b>5.8</b>	<b>31</b>	<b>8.2</b>	<b>80t</b>	<b>27/252</b>	<b>58.9</b>
<b>Opponents</b>	<b>375</b>	<b>211</b>	<b>3106</b>	<b>56.3</b>	<b>8.28</b>	<b>28</b>	<b>7.5</b>	<b>15</b>	<b>4.0</b>	<b>78t</b>	<b>29/270</b>	<b>91.7</b>

Scoring	TD	Ru	Pa	Rt	PAT	FG	2Pt	Pts
Brown	11	6	4	1			0	66
Clark	0	0	0	0	29/32	7/15	0	50
McDonald	8	0	8	0			0	48
Goodwin	4	0	4	0			0	24
Retzlaff	4	0	4	0			0	24
Peaks	2	1	1	0			0	12
Caffey	1	0	0	1			0	6
Jurgensen	1	1	0	0			0	6
R.Smith	1	0	1	0			0	6
<b>Eagles</b>	<b>32</b>	<b>8</b>	<b>22</b>	<b>2</b>	<b>29/32</b>	<b>7/15</b>	<b>0</b>	<b>242</b>
<b>Opponents</b>	<b>47</b>	<b>17</b>	<b>28</b>	<b>2</b>	<b>42/46</b>	<b>19/31</b>	<b>0</b>	<b>381</b>

Rushing	No.	Yds	Avg	Lg	TD
Brown	192	841	4.4	34	6
Dean	79	268	3.4	26	0
Peaks	64	212	3.3	26	1
Jurgensen	13	38	2.9	13	1
Guglielmi LG	4	23	5.8	20	0
Guglielmi TM	1	20	20.0	20	0
Dudley	11	21	1.9	6	0
Sapp TM	8	21	2.6	9	0
Woodeshick	5	18	3.6	11	0
Hill	3	-1	-0.3	6	0
<b>Eagles</b>	<b>376</b>	<b>1438</b>	<b>3.8</b>	<b>34</b>	<b>8</b>
<b>Opponents</b>	<b>466</b>	<b>1985</b>	<b>4.3</b>	<b>70t</b>	<b>17</b>

Receiving	No.	Yds	Avg	Lg	TD
Retzlaff	57	895	15.7	46	4
McDonald	41	731	17.8	75t	8
Brown	36	487	13.5	80t	4
Peaks	22	167	7.6	23	1
Goodwin	15	215	14.3	35t	4
Dean	14	108	7.7	20	0
R.Smith	5	63	12.6	16	1
Dudley	1	8	8.0	8	0
Woodeshick	1	-3	-3.0	-3	0
Sapp TM	1	-5	-5.0	-5	0
<b>Eagles</b>	<b>193</b>	<b>2666</b>	<b>13.8</b>	<b>80t</b>	<b>22</b>
<b>Opponents</b>	<b>211</b>	<b>3106</b>	<b>14.7</b>	<b>78t</b>	<b>28</b>

INTs	No.	Yds	Avg	Lg	TD
Burroughs	4	36	9.0	21	0
Lloyd	3	30	10.0	14	0
Cross	2	6	3.0	3	0
Caffey	1	87	87.0	87t	1
Carr	1	25	25.0	15	0
Scotti	1	17	17.0	17	0
Baughan	1	9	9.0	9	0
McClellan	1	0	0.0	0	0
Ramsey	1	0	0.0	0	0
<b>Eagles</b>	<b>15</b>	<b>210</b>	<b>14.0</b>	<b>87t</b>	<b>1</b>
<b>Opponents</b>	<b>31</b>	<b>516</b>	<b>16.6</b>	<b>75</b>	<b>1</b>

Sacks: Eagles 29.0, Opponents 27.0

Punting	No.	Yds	Avg	Net	TB	Lg	B
Hill	69	2972	43.1	na	na	62	0
<b>Eagles</b>	<b>69</b>	<b>2972</b>	<b>43.1</b>	<b>na</b>	<b>na</b>	<b>62</b>	<b>0</b>
<b>Opponents</b>	<b>57</b>	<b>2228</b>	<b>39.1</b>	<b>na</b>	<b>na</b>	<b>61</b>	<b>0</b>

Punt Returns	Ret	FC	Yds	Avg	Lg	TD
Brown	16	5	152	9.5	22	0
Dean	10	4	74	7.4	26	0
<b>Eagles</b>	<b>26</b>	<b>9</b>	<b>226</b>	<b>8.7</b>	<b>26</b>	<b>0</b>
<b>Opponents</b>	<b>34</b>	<b>13</b>	<b>451</b>	<b>13.3</b>	<b>83</b>	<b>0</b>

Kickoff Returns	No.	Yds	Avg	Lg	TD
Brown	33	945	28.6	100t	1
Dean	16	425	26.6	79	0
Henson	3	21	7.0	10	0
Sapp TM	3	40	13.3	23	0
Woodeshick	3	72	24.0	31	0
R.Smith	2	18	9.0	9	0
Caffey	1	6	6.0	6	0
<b>Eagles</b>	<b>61</b>	<b>1527</b>	<b>25.0</b>	<b>100t</b>	<b>1</b>
<b>Opponents</b>	<b>31</b>	<b>727</b>	<b>23.5</b>	<b>65</b>	<b>0</b>

Field Goals	1-19	20-29	30-39	40-49	50+
Clark	1/2	3/5	0/5	3/3	0/0
<b>Eagles</b>	<b>1/2</b>	<b>3/5</b>	<b>0/5</b>	<b>3/3</b>	<b>0/0</b>
<b>Opponents</b>	<b>na</b>	<b>na</b>	<b>na</b>	<b>na</b>	<b>na</b>

Clark: ( ) (28G) ( ) (28B,12G,29N) (35N,42G) ( ) ( ) (36N,22G) ( ) (39N) (45G,16N) (23G,40G) (39B) (34N)  
**Opponents:** (38G,50G,50N, N,17G) (24B,32N) (12G) ( ) (34G) (43G) (45G,41N,44N,46N) (9G,22G,34G,45N, 30N) ( ) (56N,33G,27G) (37G,22G) (10G,43N,24G) (23G, 47N) (43G,39G)





SCHEDULE & RESULTS (10-4)				
S-17	W	27-20	Cleveland	60,671
S-24	W	14-7	Washington	50,108
O-01	L	27-30	St. Louis	59,399
O-08	W	21-16	Pittsburgh	60,671
O-15	W	20-7	at St. Louis	20,262
O-22	W	43-7	at Dallas	25,000
O-29	W	27-24	at Washington	31,066
N-05	W	16-14	Chicago	60,671
N-12	L	21-38	at NY Giants	62,800
N-19	L	24-45	at Cleveland	68,399
N-26	W	35-13	Dallas	60,127
D-03	W	35-24	at Pittsburgh	21,653
D-10	L	24-28	NY Giants	60,671
D-17	W	27-24	at Detroit	44,231
<b>PLAYOFF BOWL (at Miami)</b>				
J-06	L	10-38	Detroit	25,612

TEAM STATS	EAGLES	OPP
<b>Total First Downs</b>	<b>252</b>	<b>267</b>
Rushing	78	116
Passing	158	145
Penalty	16	6
<b>3rd Down: Made/Att</b>	<b>na</b>	<b>na</b>
3rd Down Pct.	na	na
<b>4th Down: Made/Att</b>	<b>na</b>	<b>na</b>
4th Down Pct.	na	na
<b>Possession Avg.</b>	<b>na</b>	<b>na</b>
<b>Total Net Yards</b>	<b>5112</b>	<b>4927</b>
Avg. Per Game	365.1	351.9
Total Plays	na	na
Avg. Per Play	na	na
<b>Net Yards Rushing</b>	<b>1507</b>	<b>2007</b>
Avg. Per Game	107.6	143.4
Total Rushes	373	474
<b>Net Yards Passing</b>	<b>3605</b>	<b>2920</b>
Avg. Per Game	257.5	208.6
Sacked/Yards Lost	na/219	na/263
Gross Yards	3824	3183
Att./Completions	429/241	383/224
Completion Pct.	56.2	58.5
Had Intercepted	26	17
<b>Punts/Average</b>	<b>55/43.7</b>	<b>64/41.8</b>
<b>Net Punting Avg.</b>	<b>na/na</b>	<b>na/na</b>
<b>Penalties/Yards</b>	<b>42/500</b>	<b>62/684</b>
<b>Fumbles/Ball Lost</b>	<b>25/14</b>	<b>27/16</b>
<b>Touchdowns</b>	<b>46</b>	<b>38</b>
Rushing	10	12
Passing	34	23
Returns	2	3

Score By Periods	Q1	Q2	Q3	Q4	OT	Pts
Eagles	94	89	92	86	0	361
Opponents	61	72	78	86	0	297

Passing	Att	Cmp	Yds	Cmp%	Y/A	TD	TD%	Int	Int%	Lg	Sk/Lost	Rat
Jurgensen	416	235	3723	56.5	8.95	32	7.7	24	5.8	69	na/211	88.1
Hill	12	6	101	50.0	8.42	2	16.7	2	16.7	23	na/8	78.8
Peaks	1	0	0	0.0	0.00	0	0.0	0	0.0	0	na/0	39.6
<b>Eagles</b>	<b>429</b>	<b>241</b>	<b>3824</b>	<b>56.2</b>	<b>8.91</b>	<b>34</b>	<b>7.9</b>	<b>26</b>	<b>6.1</b>	<b>69</b>	<b>na/219</b>	<b>87.2</b>
<b>Opponents</b>	<b>383</b>	<b>224</b>	<b>3183</b>	<b>58.5</b>	<b>8.31</b>	<b>23</b>	<b>6.0</b>	<b>17</b>	<b>4.4</b>	<b>84t</b>	<b>na/263</b>	<b>87.0</b>

Scoring	TD	Ru	Pa	Rt	PAT	FG	2Pt	Pts
Walston	2	0	2	0	43/45	14/25	0	97
McDonald	13	0	13	0			0	78
Retzlaff	8	0	8	0			0	48
Brown	5	1	2	2			0	30
Lucas	5	0	5	0			0	30
Peaks	5	5	0	0			0	30
Barnes	4	1	3	0			0	24
Dean	3	2	1	0			0	18
Sapp	1	1	0	0			0	6
<b>Eagles</b>	<b>46</b>	<b>10</b>	<b>34</b>	<b>2</b>	<b>43/45</b>	<b>14/25</b>	<b>0</b>	<b>361</b>
<b>Opponents</b>	<b>38</b>	<b>12</b>	<b>23</b>	<b>3</b>	<b>36/38</b>	<b>11/24</b>	<b>0</b>	<b>297</b>

Rushing	No.	Yds	Avg	Lg	TD
Peaks	135	471	3.5	33	5
Brown	50	338	6.8	47	1
Dean	66	321	4.9	44	2
Barnes	92	309	3.4	43	1
Jurgensen	20	27	1.4	14	0
Sapp	7	24	3.4	8	1
Hill	2	9	4.5	7	0
Retzlaff	1	8	8.0	8	0
<b>Eagles</b>	<b>373</b>	<b>1507</b>	<b>4.0</b>	<b>47</b>	<b>10</b>
<b>Opponents</b>	<b>474</b>	<b>2007</b>	<b>4.2</b>	<b>54t</b>	<b>12</b>

Receiving	No.	Yds	Avg	Lg	TD
McDonald	64	1144	17.9	66	13
Retzlaff	50	769	15.4	61t	8
Walston	34	569	16.7	68	2
Peaks	32	472	14.8	48	0
Dean	21	335	16.0	60t	1
Barnes	15	194	12.9	59t	3
Brown	14	264	18.9	65	2
Lucas	8	67	8.4	18	5
Sapp	3	10	3.3	8	0
<b>Eagles</b>	<b>241</b>	<b>3824</b>	<b>15.9</b>	<b>69</b>	<b>34</b>
<b>Opponents</b>	<b>224</b>	<b>3183</b>	<b>14.2</b>	<b>84t</b>	<b>23</b>

INTs	No.	Yds	Avg	Lg	TD
Burroughs	7	90	12.9	42	0
Cross	2	36	18.0	36	0
Bednarik	2	33	16.5	33	0
Brookshier	2	20	10.0	20	0
Carr	2	20	10.0	20	0
Baughan	1	22	22.0	22	0
Taseff LG	1	15	15.0	15	0
Weber	1	15	15.0	15	0
Nocera	0	3	0.0	3	0
<b>Eagles</b>	<b>17</b>	<b>239</b>	<b>14.1</b>	<b>42</b>	<b>0</b>
<b>Opponents</b>	<b>26</b>	<b>294</b>	<b>11.3</b>	<b>65t</b>	<b>1</b>

Punting	No.	Yds	Avg	Net	TB	Lg	B
Hill	55	2403	43.7	na	na	64	0
<b>Eagles</b>	<b>55</b>	<b>2403</b>	<b>43.7</b>	<b>na</b>	<b>na</b>	<b>64</b>	<b>0</b>
<b>Opponents</b>	<b>64</b>	<b>2675</b>	<b>41.8</b>	<b>na</b>	<b>na</b>	<b>69</b>	<b>1</b>

Punt Returns	Ret	FC	Yds	Avg	Lg	TD
Dean	18	na	140	7.8	28	0
Brown	8	na	125	15.6	66t	1
Cross	7	na	77	11.0	21	0
Taseff LG	5	na	39	7.8	23	0
Baughan	1	na	11	11.0	11	0
<b>Eagles</b>	<b>34</b>	<b>na</b>	<b>353</b>	<b>10.4</b>	<b>66t</b>	<b>1</b>
<b>Opponents</b>	<b>30</b>	<b>na</b>	<b>235</b>	<b>7.8</b>	<b>73t</b>	<b>1</b>

Kickoff Returns	No.	Yds	Avg	Lg	TD
Brown	29	811	28.0	105t	1
Dean	21	462	22.0	34	0
Peaks	2	29	14.5	17	0
Cross	1	11	11.0	11	0
<b>Eagles</b>	<b>53</b>	<b>1313</b>	<b>24.8</b>	<b>105t</b>	<b>1</b>
<b>Opponents</b>	<b>58</b>	<b>1224</b>	<b>21.1</b>	<b>91t</b>	<b>1</b>

**Walston:** (22G,18G,12N) ( ) (19G,16G, N) ( ) (19G, 42G) (20G,26N) ( N,13G,33G) ( B, N,12G) (42N, 43N) (34G) ( ) (31N) (26G,45N,44N) (21G,10G)  
**Opponents:** (20G,21G) ( N,35N) (27G) (49N,23G) (N) (54N) (46N,48N,52G) ( B, N) (11G) (54N,17G) (42G,32G) (36G) (23N,33B) (49G,41N)





SCHEDULE & RESULTS (10-2)					
S-25	L	24-41	Cleveland	56,303	
S-30	W	27-25	at Dallas	18,500	
O-09	W	31-27	St. Louis	33,701	
O-16	W	28-10	Detroit	38,065	
O-23	W	31-29	at Cleveland	64,850	
N-06	W	34-7	Pittsburgh	58,324	
N-13	W	19-13	Washington	39,361	
N-20	W	17-10	at New York	63,571	
N-27	W	31-23	New York	60,547	
D-04	W	20-6	at St. Louis	21,358	
D-11	L	21-27	at Pittsburgh	22,101	
D-18	W	38-28	at Washington	20,558	
<b>NFL CHAMPIONSHIP</b>					
D-26	W	17-13	Green Bay	67,325	

TEAM STATS	EAGLES	OPP
<b>Total First Downs</b>	<b>190</b>	<b>205</b>
Rushing	54	117
Passing	121	81
Penalty	15	7
<b>3rd Down: Made/Att</b>	<b>na</b>	<b>na</b>
3rd Down Pct.	na	na
<b>4th Down: Made/Att</b>	<b>na</b>	<b>na</b>
4th Down Pct.	na	na
<b>Possession Avg.</b>	<b>na</b>	<b>na</b>
<b>Total Net Yards</b>	<b>3950</b>	<b>4027</b>
Avg. Per Game	329.2	335.6
Total Plays	na	na
Avg. Per Play	na	na
<b>Net Yards Rushing</b>	<b>1134</b>	<b>2200</b>
Avg. Per Game	94.5	183.3
Total Rushes	351	449
<b>Net Yards Passing</b>	<b>2816</b>	<b>1827</b>
Avg. Per Game	234.7	152.3
Sacked/Yards Lost	na/141	na/157
Gross Yards	2957	1984
Att./Completions	331/177	283/139
Completion Pct.	53.5	49.1
Had Intercepted	20	30
<b>Punts/Average</b>	<b>60/43.1</b>	<b>48/43.6</b>
<b>Net Punting Avg.</b>	<b>na/na</b>	<b>na/na</b>
<b>Penalties/Yards</b>	<b>57/544</b>	<b>54/597</b>
<b>Fumbles/Ball Lost</b>	<b>24/10</b>	<b>31/15</b>
<b>Touchdowns</b>	<b>40</b>	<b>29</b>
Rushing	9	14
Passing	29	14
Returns	2	1

Score By Periods	Q1	Q2	Q3	Q4	OT	Pts
Eagles	51	78	44	148	0	321
Opponents	74	62	53	57	0	246

Passing	Att	Cmp	Yds	Cmp%	Y/A
Van Brocklin	284	153	2471	53.9	8.70
Jurgensen	44	24	486	54.5	11.05
Barnes	3	0	0	0.0	0.00
<b>Eagles</b>	<b>331</b>	<b>177</b>	<b>2957</b>	<b>53.5</b>	<b>8.93</b>
<b>Opponents</b>	<b>283</b>	<b>139</b>	<b>1984</b>	<b>49.1</b>	<b>7.01</b>

Scoring	TD	Ru	Pa	Rt	PAT	FG	2Pt	Pts
Walston	4	0	4	0	39/40	14/20	0	105
McDonald	13	0	13	0			0	78
Barnes	6	4	2	0			0	36
Retzlaff	5	0	5	0			0	30
Brown	4	2	2	0			0	24
Dean	3	0	3	0			0	18
Peaks	3	3	0	0			0	18
Carr	1	0	0	1			0	6
Smith	1	0	0	1			0	6
Wittenborn LG	0	0	0	0	0/0	0/3	0	0
<b>Eagles</b>	<b>40</b>	<b>9</b>	<b>29</b>	<b>2</b>	<b>39/40</b>	<b>14/20</b>	<b>0</b>	<b>321</b>
<b>Opponents</b>	<b>29</b>	<b>14</b>	<b>14</b>	<b>1</b>	<b>24/28</b>	<b>16/28</b>	<b>0</b>	<b>246</b>

Rushing	No.	Yds	Avg	Lg	TD
Peaks	86	465	5.4	57	3
Barnes	117	315	2.7	23t	4
Dean	113	304	2.7	32	0
Brown	9	35	3.9	13	2
Sapp	9	20	2.2	7	0
Jurgensen	4	5	1.3	9	0
Retzlaff	2	3	1.5	7	0
Van Brocklin	11	-13	-1.2	1	0
<b>Eagles</b>	<b>351</b>	<b>1134</b>	<b>3.2</b>	<b>57</b>	<b>9</b>
<b>Opponents</b>	<b>449</b>	<b>2200</b>	<b>4.9</b>	<b>87t</b>	<b>14</b>

Receiving	No.	Yds	Avg	Lg	TD
Retzlaff	46	826	18.0	57t	5
McDonald	39	801	20.5	64t	13
Walston	30	563	18.8	49t	4
Barnes	19	132	6.9	16	2
Dean	15	218	14.5	49t	3
Peaks	14	116	8.3	34	0
Brown	9	247	27.4	71	2
Lucas	3	34	11.3	19	0
Sapp	2	20	10.0	14	0
<b>Eagles</b>	<b>177</b>	<b>2957</b>	<b>16.7</b>	<b>71</b>	<b>29</b>
<b>Opponents</b>	<b>139</b>	<b>1984</b>	<b>14.3</b>	<b>86t</b>	<b>14</b>

TD	TD%	Int	Int%	Lg	Sk/Lost	Rat
24	8.5	17	6.0	64t	na/96	86.5
5	11.4	1	2.3	71	na/45	122.0
0	0.0	2	66.7	0	0/0	0.0
<b>29</b>	<b>8.8</b>	<b>20</b>	<b>6.0</b>	<b>71</b>	<b>na/141</b>	<b>87.9</b>
<b>14</b>	<b>4.9</b>	<b>30</b>	<b>10.6</b>	<b>86t</b>	<b>na/157</b>	<b>49.1</b>

INTs	No.	Yds	Avg	Lg	TD
Burroughs	9	124	13.8	46	0
Weber	6	48	8.0	13	0
Freeman	4	67	16.8	48	0
Baughan	3	50	16.7	18	0
Johnson	3	34	11.3	33	0
Carr	2	4	2.0	4	0
Bednarik	2	0	0.0	0	0
Brookshier	1	14	14.0	14	0
<b>Eagles</b>	<b>30</b>	<b>341</b>	<b>11.4</b>	<b>48</b>	<b>0</b>
<b>Opponents</b>	<b>20</b>	<b>277</b>	<b>13.9</b>	<b>37</b>	<b>1</b>

Punting	No.	Yds	Avg	Net	TB	Lg	B
Van Brocklin	60	2585	43.1	na	na	70	0
<b>Eagles</b>	<b>60</b>	<b>2585</b>	<b>43.1</b>	<b>na</b>	<b>na</b>	<b>70</b>	<b>0</b>
<b>Opponents</b>	<b>48</b>	<b>2094</b>	<b>43.6</b>	<b>na</b>	<b>na</b>	<b>62</b>	<b>0</b>

Punt Returns	Ret	FC	Yds	Avg	Lg	TD
Dean	16	na	65	4.1	15	0
Brown	10	na	47	4.7	12	0
Jackson	1	na	5	5.0	5	0
McDonald	1	na	2	2.0	2	0
<b>Eagles</b>	<b>28</b>	<b>na</b>	<b>119</b>	<b>4.3</b>	<b>15</b>	<b>0</b>
<b>Opponents</b>	<b>34</b>	<b>na</b>	<b>166</b>	<b>4.9</b>	<b>24</b>	<b>0</b>

Kickoff Returns	No.	Yds	Avg	Lg	TD
Dean	26	533	20.5	30	0
Brown	11	295	26.8	79	0
Reichow	4	28	7.0	12	0
Robb	4	44	11.0	15	0
Baughan	2	18	9.0	17	0
McDonald	2	45	22.5	26	0
Carr	1	5	5.0	5	0
Lucas	1	5	5.0	5	0
Wilson	1	0	0.0	0	0
<b>Eagles</b>	<b>52</b>	<b>973</b>	<b>18.7</b>	<b>79</b>	<b>0</b>
<b>Opponents</b>	<b>53</b>	<b>1076</b>	<b>20.3</b>	<b>37</b>	<b>0</b>

**Walston:** ( N,21G) (21G,27G) ( N, N,27G) ( ) (N,38G) (21G,32N,11G) (22G,10G) (17B,12G) (15G) (32G,39G) ( ) (23G)

**Wittenborn, S.F.-Phi:** ( ) ( ) ( ) ( ) ( ) (33N,45N,19N0) ( ) ( ) ( ) ( ) ( )

**Opponents:** (N,36G,15G) (31G,45G) (18G,12G) (N,33G) ( N,12G,23G,44G) (42N) ( N, N,18G,17G) (26G,36N,45N,46N) (35G,31G,15G) (N) ( ) (38N,37N)



SCHEDULE & RESULTS (7-5)					
S-27	L	14-24	at San Francisco	41,697	
O-04	W	49-21	New York	27,023	
O-11	W	28-24	Pittsburgh	27,343	
O-18	L	7-24	at New York	68,783	
O-25	W	28-24	at Chicago Cardinals	20,112	
N-01	W	30-23	Washington	39,854	
N-08	L	7-28	at Cleveland	58,275	
N-15	W	27-17	Chicago Cardinals	28,887	
N-22	W	23-20	Los Angeles	47,425	
N-29	L	0-31	at Pittsburgh	22,191	
D-06	W	34-14	at Washington	24,325	
D-13	L	21-28	Cleveland	45,952	

TEAM STATS	EAGLES	OPP				
<b>Total First Downs</b>	<b>211</b>	<b>220</b>				
Rushing	78	103				
Passing	120	101				
Penalty	13	16				
<b>3rd Down: Made/Att</b>	<b>na</b>	<b>na</b>				
3rd Down Pct.	na	na				
<b>4th Down: Made/Att</b>	<b>na</b>	<b>na</b>				
4th Down Pct.	na	na				
<b>Possession Avg.</b>	<b>na</b>	<b>na</b>				
<b>Total Net Yards</b>	<b>3887</b>	<b>3938</b>				
Avg. Per Game	323.9	328.2				
Total Plays	743	721				
Avg. Per Play	5.2	5.5				
<b>Net Yards Rushing</b>	<b>1315</b>	<b>2068</b>				
Avg. Per Game	109.6	172.3				
Total Rushes	391	429				
<b>Net Yards Passing</b>	<b>2572</b>	<b>1870</b>				
Avg. Per Game	214.3	155.8				
Sacked/Yards Lost	na/72	na/204				
Gross Yards	2644	2074				
Att./Completions	352/194	292/144				
Completion Pct.	55.1	49.3				
Had Intercepted	16	20				
<b>Punts/Average</b>	<b>54/42.7</b>	<b>48/41.1</b>				
<b>Net Punting Avg.</b>	<b>54/36.2</b>	<b>48/34.9</b>				
<b>Penalties/Yards</b>	<b>52/501</b>	<b>47/457</b>				
<b>Fumbles/Ball Lost</b>	<b>26/8</b>	<b>28/20</b>				
<b>Touchdowns</b>	<b>35</b>	<b>36</b>				
Rushing	13	15				
Passing	17	17				
Returns	5	4				
<b>Score By Periods</b>	<b>Q1</b>	<b>Q2</b>	<b>Q3</b>	<b>Q4</b>	<b>OT</b>	<b>Pts</b>
Eagles	34	106	59	69	0	268
Opponents	55	88	42	93	0	278

Passing	Att	Cmp	Yds	Cmp%	Y/A	TD	TD%	Int	Int%	Lg	Sk/Lost	Rat
Van Brocklin	340	191	2617	56.2	7.70	16	4.7	14	4.1	71	na/72	79.5
Barnes	7	0	0	0.0	0.00	0	0.0	2	28.6	0	0/0	0.0
Jurgensen	5	3	27	60.0	5.40	1	20.0	0	0.0	19t	0/0	114.2
<b>Eagles</b>	<b>352</b>	<b>194</b>	<b>2644</b>	<b>55.1</b>	<b>7.51</b>	<b>17</b>	<b>4.8</b>	<b>16</b>	<b>4.5</b>	<b>71</b>	<b>na/72</b>	<b>76.5</b>
<b>Opponents</b>	<b>292</b>	<b>144</b>	<b>2074</b>	<b>49.3</b>	<b>7.10</b>	<b>17</b>	<b>5.8</b>	<b>20</b>	<b>6.8</b>	<b>51</b>	<b>na/204</b>	<b>63.6</b>

Scoring	TD	Ru	Pa	Rt	PAT	FG	2Pt	Pts
McDonald	11	0	10	1			0	66
Barnes	9	7	2	0			0	54
Walston	3	0	3	0	33/34	0/1	0	51
Cothren	0	0	0	0	1/1	8/18	0	25
Peaks	3	3	0	0			0	18
Van Brocklin	2	2	0	0			0	12
Bielski	1	0	1	0	0/0	0/5	0	6
Huth	1	0	0	1			0	6
Owens	1	0	0	1			0	6
Powell	1	0	0	1			0	6
Retzlaff	1	0	1	0			0	6
Sapp	1	1	0	0			0	6
Weber	1	0	0	1			0	6
<b>Eagles</b>	<b>35</b>	<b>13</b>	<b>17</b>	<b>5</b>	<b>34/35</b>	<b>8/24</b>	<b>0</b>	<b>268</b>
<b>Opponents</b>	<b>36</b>	<b>15</b>	<b>17</b>	<b>4</b>	<b>35/36</b>	<b>9/20</b>	<b>0</b>	<b>278</b>

Rushing	No.	Yds	Avg	Lg	TD
Barnes	181	687	3.8	61t	7
Peaks	124	451	3.6	34	3
Sapp	41	145	3.5	17	1
Kowalczyk	26	37	1.4	6	0
Van Brocklin	11	13	1.2	12	2
Walston	2	8	4.0	7	0
Pagliei	2	-5	-2.5	1	0
McDonald	2	-10	-5.0	-4	0
Retzlaff	2	-11	-5.5	-5	0
<b>Eagles</b>	<b>391</b>	<b>1315</b>	<b>3.4</b>	<b>61t</b>	<b>13</b>
<b>Opponents</b>	<b>429</b>	<b>2068</b>	<b>4.8</b>	<b>80t</b>	<b>15</b>

Receiving	No.	Yds	Avg	Lg	TD
McDonald	47	846	18.0	71	10
Retzlaff	34	595	17.5	45	1
Barnes	32	314	9.8	47t	2
Peaks	28	209	7.5	23	0
Walston	16	279	17.4	40	3
Bielski	15	264	17.6	57	1
Kowalczyk	9	33	3.7	13	0
Sapp	6	47	7.8	13	0
MacAfee TM	5	48	9.6	14	0
Pagliei	2	9	4.5	11	0
<b>Eagles</b>	<b>194</b>	<b>2644</b>	<b>13.6</b>	<b>71</b>	<b>17</b>
<b>Opponents</b>	<b>144</b>	<b>2074</b>	<b>14.4</b>	<b>51</b>	<b>17</b>

INTs	No.	Yds	Avg	Lg	TD
Carr	5	65	13.0	26	0
Pellegrini	3	42	14.0	39	0
Powell	3	17	5.7	17	0
Brookshier	3	13	4.3	8	0
Weber	2	8	4.0	8	0
Johnson	1	22	22.0	22	0
M. Campbell	1	0	0.0	0	0
Khayat	1	0	0.0	0	0
Riley	1	0	0.0	0	0
<b>Eagles</b>	<b>20</b>	<b>167</b>	<b>8.4</b>	<b>39</b>	<b>0</b>
<b>Opponents</b>	<b>16</b>	<b>360</b>	<b>22.5</b>	<b>70t</b>	<b>2</b>

Punting	No.	Yds	Avg	Net	TB	Lg	B
Van Brocklin	53	2263	42.7	36.2	2	59	1
Pagliei	1	45	45.0	45.0	0	45	0
<b>Eagles</b>	<b>54</b>	<b>2308</b>	<b>42.7</b>	<b>36.2</b>	<b>2</b>	<b>59</b>	<b>1</b>
<b>Opponents</b>	<b>48</b>	<b>1975</b>	<b>41.1</b>	<b>34.9</b>	<b>3</b>	<b>60</b>	<b>0</b>

Punt Returns	Ret	FC	Yds	Avg	Lg	TD
McDonald	21	na	115	5.5	81t	1
Powell	15	na	124	8.3	58t	1
<b>Eagles</b>	<b>36</b>	<b>na</b>	<b>239</b>	<b>6.6</b>	<b>81t</b>	<b>2</b>
<b>Opponents</b>	<b>40</b>	<b>na</b>	<b>312</b>	<b>7.8</b>	<b>65</b>	<b>1</b>

Kickoff Returns	No.	Yds	Avg	Lg	TD
McDonald	24	444	18.5	36	0
Powell	14	379	27.1	95	0
Wilson	2	4	2.0	4	0
DeLucca	1	0	0.0	0	0
Nocera	1	15	15.0	15	0
<b>Eagles</b>	<b>42</b>	<b>842</b>	<b>20.0</b>	<b>95</b>	<b>0</b>
<b>Opponents</b>	<b>37</b>	<b>819</b>	<b>22.1</b>	<b>34</b>	<b>0</b>



SCHEDULE & RESULTS (2-9-1)				
S-28	L	14-24	Washington	36,850
O-05	W	27-24	New York	23,178
O-12	L	3-24	at Pittsburgh	23,153
O-19	L	24-30	San Francisco	33,110
O-26	L	35-38	at Green Bay	31,043
N-02	T	21-21	at Chicago Cardinals	17,486
N-09	L	24-31	Pittsburgh	26,306
N-16	W	49-21	Chicago Cardinals	18,315
N-23	L	14-28	at Cleveland	51,319
N-30	L	10-24	at New York	35,438
D-07	L	14-21	Cleveland	36,773
D-14	L	0-20	at Washington	22,621

TEAM STATS	EAGLES	OPP				
<b>Total First Downs</b>	<b>222</b>	<b>225</b>				
Rushing	72	101				
Passing	125	100				
Penalty	25	24				
<b>3rd Down: Made/Att</b>	<b>na</b>	<b>na</b>				
3rd Down Pct.	na	na				
<b>4th Down: Made/Att</b>	<b>na</b>	<b>na</b>				
4th Down Pct.	na	na				
<b>Possession Avg.</b>	<b>na</b>	<b>na</b>				
<b>Total Net Yards</b>	<b>3790</b>	<b>4047</b>				
Avg. Per Game	315.8	337.3				
Total Plays	736	777				
Avg. Per Play	5.1	5.2				
<b>Net Yards Rushing</b>	<b>1093</b>	<b>1929</b>				
Avg. Per Game	91.1	160.8				
Total Rushes	334	488				
<b>Net Yards Passing</b>	<b>2697</b>	<b>2118</b>				
Avg. Per Game	224.8	176.5				
Sacked/Yards Lost	75	126				
Gross Yards	2772	2244				
Att./Completions	402/214	289/138				
Completion Pct.	53.2	47.8				
Had Intercepted	21	15				
<b>Punts/Average</b>	<b>54/41.2</b>	<b>53/43.1</b>				
<b>Net Punting Avg.</b>	<b>54/33.4</b>	<b>53/36.1</b>				
<b>Penalties/Yards</b>	<b>55/570</b>	<b>74/722</b>				
<b>Fumbles/Ball Lost</b>	<b>41/22</b>	<b>18/12</b>				
<b>Touchdowns</b>	<b>31</b>	<b>39</b>				
Rushing	13	15				
Passing	18	22				
Returns	0	2				
<b>Score By Periods</b>	<b>Q1</b>	<b>Q2</b>	<b>Q3</b>	<b>Q4</b>	<b>OT</b>	<b>Pts</b>
Eagles	65	69	38	63	0	235
Opponents	75	117	62	52	0	306

Passing	Att	Cmp	Yds	Cmp%	Y/A	TD	TD%	Int	Int%	Lg	Sk/Lost	Rat
Van Brocklin	374	198	2409	52.9	6.44	15	4.0	20	5.3	91t	na/46	64.1
Jurgensen	22	12	259	54.5	11.77	0	0.0	1	4.5	61	na/29	77.6
Barnes	6	4	104	66.7	17.33	3	50.0	0	0.0	71t	0/0	149.3
<b>Eagles</b>	<b>402</b>	<b>214</b>	<b>2772</b>	<b>53.2</b>	<b>6.90</b>	<b>18</b>	<b>4.5</b>	<b>21</b>	<b>5.2</b>	<b>91t</b>	<b>na/75</b>	<b>68.3</b>
<b>Opponents</b>	<b>289</b>	<b>138</b>	<b>2244</b>	<b>47.8</b>	<b>7.76</b>	<b>22</b>	<b>7.6</b>	<b>15</b>	<b>5.2</b>	<b>71t</b>	<b>na/126</b>	<b>78.0</b>

Scoring	TD	Ru	Pa	Rt	PAT	FG	2Pt	Pts
Walston	3	0	3	0	31/31	6/14	0	67
McDonald	9	0	9	0			0	54
Barnes	7	7	0	0			0	42
Peaks	5	3	2	0			0	30
Retzlaff	2	0	2	0			0	12
Bielski	1	0	1	0			0	6
Kowalczyk	1	1	0	0			0	6
Mitcham	1	0	1	0			0	6
Van Brocklin	1	1	0	0			0	6
Wells	1	1	0	0			0	6
<b>Eagles</b>	<b>31</b>	<b>13</b>	<b>18</b>	<b>0</b>	<b>31/31</b>	<b>6/14</b>	<b>0</b>	<b>235</b>
<b>Opponents</b>	<b>39</b>	<b>15</b>	<b>22</b>	<b>2</b>	<b>39/39</b>	<b>11/23</b>	<b>0</b>	<b>306</b>

Rushing	No.	Yds	Avg	Lg	TD
Barnes	156	551	3.5	70t	7
Peaks	115	386	3.4	23	3
Wells	24	92	3.8	12	1
Kowalczyk	17	43	2.5	17	1
Myers	9	23	2.6	15	0
Van Brocklin	8	5	0.6	2	1
Jurgensen	1	1	1.0	1	0
McDonald	3	-4	-1.3	5	0
Retzlaff	1	-4	-4.0	-4	0
<b>Eagles</b>	<b>334</b>	<b>1093</b>	<b>3.3</b>	<b>70t</b>	<b>13</b>
<b>Opponents</b>	<b>488</b>	<b>1929</b>	<b>4.0</b>	<b>55t</b>	<b>15</b>

Receiving	No.	Yds	Avg	Lg	TD
Retzlaff	56	766	13.7	49	2
Barnes	35	423	12.1	33	0
McDonald	29	603	20.8	91t	9
Peaks	29	248	8.6	33t	2
Bielski	23	234	10.2	30	1
Walston	21	298	14.2	71t	3
Kowalczyk	8	72	9.0	15	0
Wells	4	49	12.3	21	0
Myers	4	25	6.3	13	0
Mitcham	3	39	13.0	20	1
Nacrelli	2	15	7.5	11	0
<b>Eagles</b>	<b>214</b>	<b>2772</b>	<b>13.0</b>	<b>91t</b>	<b>18</b>
<b>Opponents</b>	<b>138</b>	<b>2244</b>	<b>16.3</b>	<b>71t</b>	<b>22</b>

INTs	No.	Yds	Avg	Lg	TD
Pellegrini	4	90	22.5	40	0
Bell	2	33	16.5	33	0
Scott	2	15	7.5	10	0
Ryan TM	1	38	38.0	38	0
Hudson	1	15	15.0	15	0
Riley	1	8	8.0	8	0
Koman	1	5	5.0	5	0
Kowalczyk	1	2	2.0	2	0
Brookshier	1	0	0.0	0	0
Norton	1	0	0.0	0	0
<b>Eagles</b>	<b>15</b>	<b>206</b>	<b>13.7</b>	<b>40</b>	<b>0</b>
<b>Opponents</b>	<b>21</b>	<b>242</b>	<b>11.5</b>	<b>39</b>	<b>0</b>

Punting	No.	Yds	Avg	Net	TB	Lg	B
Van Brocklin	54	2225	41.2	33.4	3	58	1
<b>Eagles</b>	<b>54</b>	<b>2225</b>	<b>41.2</b>	<b>33.4</b>	<b>3</b>	<b>58</b>	<b>1</b>
<b>Opponents</b>	<b>53</b>	<b>2285</b>	<b>43.1</b>	<b>36.1</b>	<b>2</b>	<b>66</b>	<b>0</b>

Punt Returns	Ret	FC	Yds	Avg	Lg	TD
Wells	19	na	158	8.3	65	0
McDonald	18	na	135	7.5	35	0
Riley	7	na	27	3.9	10	0
Koman	1	na	5	5.0	5	0
Norton	1	na	8	8.0	8	0
Ryan TM	1	na	0	0.0	0	0
<b>Eagles</b>	<b>47</b>	<b>na</b>	<b>333</b>	<b>7.1</b>	<b>65</b>	<b>0</b>
<b>Opponents</b>	<b>41</b>	<b>na</b>	<b>363</b>	<b>8.9</b>	<b>68t</b>	<b>1</b>

Kickoff Returns	No.	Yds	Avg	Lg	TD
McDonald	14	262	18.7	32	0
Wells	14	336	24.0	44	0
Riley	9	205	22.8	35	0
Bielski	5	66	13.2	18	0
Jacobs	2	24	12.0	20	0
Koman	1	7	7.0	7	0
<b>Eagles</b>	<b>45</b>	<b>900</b>	<b>20.0</b>	<b>44</b>	<b>0</b>
<b>Opponents</b>	<b>40</b>	<b>961</b>	<b>24.0</b>	<b>98t</b>	<b>1</b>



SCHEDULE & RESULTS (4-8)					
S-29	L	13-17	at Los Angeles	62,506	
O-05	L	20-24	New York	28,342	
O-13	L	7-24	at Cleveland	53,493	
O-20	W	17-7	Cleveland	22,443	
O-27	L	0-6	at Pittsburgh	27,016	
N-03	W	38-21	at Chicago Cardinals	18,718	
N-10	L	16-27	Detroit	29,320	
N-17	L	0-13	at New York	42,845	
N-24	W	21-12	Washington	20,730	
D-01	W	7-6	Pittsburgh	16,364	
D-08	L	7-42	at Washington	21,304	
D-14	L	27-31	Chicago Cardinals	12,555	

TEAM STATS	EAGLES	OPP
<b>Total First Downs</b>	<b>149</b>	<b>199</b>
Rushing	80	83
Passing	51	94
Penalty	18	22
<b>3rd Down: Made/Att</b>	<b>na</b>	<b>na</b>
3rd Down Pct.	na	na
<b>4th Down: Made/Att</b>	<b>na</b>	<b>na</b>
4th Down Pct.	na	na
<b>Possession Avg.</b>	<b>na</b>	<b>na</b>
<b>Total Net Yards</b>	<b>2737</b>	<b>3683</b>
Avg. Per Game	228.1	306.9
Total Plays	628	708
Avg. Per Play	4.4	5.2
<b>Net Yards Rushing</b>	<b>1582</b>	<b>1714</b>
Avg. Per Game	131.8	142.8
Total Rushes	424	451
<b>Net Yards Passing</b>	<b>1155</b>	<b>1969</b>
Avg. Per Game	96.3	164.1
Sacked/Yards Lost	224	114
Gross Yards	1379	2083
Att./Completions	204/99	257/133
Completion Pct.	48.5	51.8
Had Intercepted	23	17
<b>Punts/Average</b>	<b>68/41.1</b>	<b>58/42.8</b>
<b>Net Punting Avg.</b>	<b>68/35.4</b>	<b>58/37.6</b>
<b>Penalties/Yards</b>	<b>75/654</b>	<b>65/642</b>
<b>Fumbles/Ball Lost</b>	<b>25/16</b>	<b>26/19</b>
<b>Touchdowns</b>	<b>21</b>	<b>27</b>
Rushing	9	15
Passing	10	10
Returns	2	2

Score By Periods	Q1	Q2	Q3	Q4	OT	Pts
Eagles	37	36	27	73	0	173
Opponents	34	94	51	51	0	230

Passing	Att	Cmp	Yds	Cmp%	Y/A	TD	TD%	Int	Int%	Lg	Sk/Lost	Rat
Thomason	92	46	630	50.0	6.85	4	4.3	10	10.9	67t	na/46	47.2
Jurgensen	70	33	470	47.1	6.71	5	7.1	8	11.4	61t	na/88	53.6
Dorow	36	17	212	47.2	5.89	1	2.8	4	11.1	49	na/90	35.6
Peaks	3	2	56	66.7	18.67	0	0.0	1	33.3	37	0/0	70.1
McDonald	1	1	11	100.0	11.00	0	0.0	0	0.0	11	0/0	112.5
Barnes	1	0	0	0.0	0.00	0	0.0	0	0.0	0	0/0	39.6
Norton	1	0	0	0.0	0.00	0	0.0	0	0.0	0	0/0	39.6
<b>Eagles</b>	<b>204</b>	<b>99</b>	<b>1379</b>	<b>48.5</b>	<b>6.76</b>	<b>10</b>	<b>4.9</b>	<b>23</b>	<b>11.3</b>	<b>67t</b>	<b>na/224</b>	<b>47.4</b>
<b>Opponents</b>	<b>257</b>	<b>133</b>	<b>2083</b>	<b>51.8</b>	<b>8.11</b>	<b>10</b>	<b>3.9</b>	<b>17</b>	<b>6.6</b>	<b>64</b>	<b>na/114</b>	<b>64.4</b>

Scoring	TD	Ru	Pa	Rt	PAT	FG	2Pt	Pts
Walston	1	0	1	0	20/21	9/12	0	53
McDonald	3	0	3	0			0	18
Thomason	3	3	0	0			0	18
Barnes	2	1	1	0			0	12
Bielski	2	0	2	0	0/0	0/2	0	12
Dorow	2	2	0	0			0	12
Jurgensen	2	2	0	0			0	12
Rocky Ryan	2	0	2	0			0	12
Ji. Harris	1	0	0	1			0	6
Norton	1	0	0	1			0	6
Peaks	1	1	0	0			0	6
Stribling	1	0	1	0			0	6
<b>Eagles</b>	<b>21</b>	<b>9</b>	<b>10</b>	<b>2</b>	<b>20/21</b>	<b>9/14</b>	<b>0</b>	<b>173</b>
<b>Opponents</b>	<b>27</b>	<b>15</b>	<b>10</b>	<b>2</b>	<b>26/27</b>	<b>14/29</b>	<b>0</b>	<b>230</b>

Rushing	No.	Yds	Avg	Lg	TD
Barnes	143	529	3.7	41	1
Peaks	125	495	4.0	35	1
Keller	57	195	3.4	15	0
Worden	42	133	3.2	17	0
Norton	2	73	36.5	61	0
Thomason	15	62	4.1	19	3
Dorow	17	52	3.1	14	2
McDonald	12	36	3.0	22	0
Walston	1	7	7.0	7	0
Youngelman	0	3	---	3	0
Jurgensen	10	-3	-0.3	8	2
<b>Eagles</b>	<b>424</b>	<b>1582</b>	<b>3.7</b>	<b>61</b>	<b>9</b>
<b>Opponents</b>	<b>451</b>	<b>1714</b>	<b>3.8</b>	<b>64t</b>	<b>15</b>

Receiving	No.	Yds	Avg	Lg	TD
Barnes	19	212	11.2	67t	1
Stribling	14	194	13.9	58t	1
Walston	11	266	24.2	49	1
Peaks	11	99	9.0	53	0
Retzlaff	10	120	12.0	28	0
McDonald	9	228	25.3	61t	3
Bielski	8	81	10.1	19	2
Burnine	7	63	9.0	16	0
Rocky Ryan	4	91	22.8	46t	2
Keller	4	31	7.8	30	0
Worden	1	3	3.0	3	0
Gaona	1	-9	-9.0	-9	0
<b>Eagles</b>	<b>99</b>	<b>1379</b>	<b>13.9</b>	<b>67t</b>	<b>10</b>
<b>Opponents</b>	<b>133</b>	<b>2083</b>	<b>15.7</b>	<b>64</b>	<b>10</b>

INTs	No.	Yds	Avg	Lg	TD
Norton	4	155	38.8	99t	1
Brookshier	4	74	18.5	40	0
Ji. Harris	3	99	33.0	65t	1
Bednarik	3	51	17.0	37	0
Bell	2	38	19.0	38	0
Wydo	1	25	25.0	25	0
<b>Eagles</b>	<b>17</b>	<b>442</b>	<b>26.0</b>	<b>99t</b>	<b>2</b>
<b>Opponents</b>	<b>23</b>	<b>340</b>	<b>14.8</b>	<b>55</b>	<b>1</b>

Punting	No.	Yds	Avg	Net	TB	Lg	B
Norton	68	2798	41.1	35.4	2	63	1
<b>Eagles</b>	<b>68</b>	<b>2798</b>	<b>41.1</b>	<b>35.4</b>	<b>2</b>	<b>63</b>	<b>1</b>
<b>Opponents</b>	<b>58</b>	<b>2481</b>	<b>42.8</b>	<b>37.6</b>	<b>5</b>	<b>59</b>	<b>1</b>

Punt Returns	Ret	FC	Yds	Avg	Lg	TD
McDonald	26	na	127	4.9	28	0
Keller	9	na	59	6.6	38	0
Ji. Harris	1	na	0	0.0	0	0
Norton	1	na	13	13.0	13	0
<b>Eagles</b>	<b>37</b>	<b>na</b>	<b>199</b>	<b>5.4</b>	<b>38</b>	<b>0</b>
<b>Opponents</b>	<b>45</b>	<b>na</b>	<b>351</b>	<b>7.8</b>	<b>36</b>	<b>0</b>

Kickoff Returns	No.	Yds	Avg	Lg	TD
Keller	15	320	21.3	37	0
McDonald	11	304	27.6	50	0
Peaks	5	98	19.6	27	0
Worden	4	63	15.8	19	0
Bielski	2	11	5.5	10	0
Norton	2	33	16.5	18	0
Bell	1	7	7.0	7	0
Wydo	1	2	2.0	2	0
<b>Eagles</b>	<b>41</b>	<b>838</b>	<b>20.4</b>	<b>50</b>	<b>0</b>
<b>Opponents</b>	<b>31</b>	<b>737</b>	<b>23.8</b>	<b>42</b>	<b>0</b>





SCHEDULE & RESULTS (3-8-1)					
S-30	L	7-27	at Los Angeles	54,412	
O-06	W	13-9	Washington	26,607	
O-14	W	35-21	at Pittsburgh	31,375	
O-21	L	6-20	Chicago Cardinals	36,545	
O-28	L	3-20	at New York	40,960	
N-04	L	17-28	at Chicago Cardinals	27,609	
N-11	W	14-7	Pittsburgh	22,652	
N-18	L	0-16	Cleveland	25,894	
N-25	T	10-10	San Francisco	19,326	
D-02	L	14-17	at Cleveland	20,654	
D-09	L	17-19	at Washington	22,333	
D-15	L	7-21	New York	16,562	

TEAM STATS	EAGLES	OPP				
<b>Total First Downs</b>	<b>160</b>	<b>200</b>				
Rushing	73	110				
Passing	74	69				
Penalty	13	21				
<b>3rd Down: Made/Att</b>	<b>na</b>	<b>na</b>				
3rd Down Pct.	na	na				
<b>4th Down: Made/Att</b>	<b>na</b>	<b>na</b>				
4th Down Pct.	na	na				
<b>Possession Avg.</b>	<b>na</b>	<b>na</b>				
<b>Total Net Yards</b>	<b>2654</b>	<b>3226</b>				
Avg. Per Game	221.2	268.8				
Total Plays	667	756				
Avg. Per Play	4.0	4.3				
<b>Net Yards Rushing</b>	<b>1377</b>	<b>1893</b>				
Avg. Per Game	114.8	157.8				
Total Rushes	418	513				
<b>Net Yards Passing</b>	<b>1277</b>	<b>1333</b>				
Avg. Per Game	106.4	111.1				
Sacked/Yards Lost	279	173				
Gross Yards	1556	1506				
Att./Completions	249/122	243/114				
Completion Pct.	49.0	46.9				
Had Intercepted	27	16				
<b>Punts/Average</b>	<b>68/41.8</b>	<b>68/41.0</b>				
<b>Net Punting Avg.</b>	<b>68/37.6</b>	<b>68/36.0</b>				
<b>Penalties/Yards</b>	<b>59/542</b>	<b>76/686</b>				
<b>Fumbles/Ball Lost</b>	<b>25/11</b>	<b>17/11</b>				
<b>Touchdowns</b>	<b>18</b>	<b>25</b>				
Rushing	11	10				
Passing	6	15				
Returns	1	0				
<b>Score By Periods</b>	<b>Q1</b>	<b>Q2</b>	<b>Q3</b>	<b>Q4</b>	<b>OT</b>	<b>Pts</b>
Eagles	44	34	31	34	0	143
Opponents	31	56	59	69	0	215

Passing	Att	Cmp	Yds	Cmp%	Y/A	TD	TD%	Int	Int%	Lg	Sk/Lost	Rat
Thomason	164	82	1119	50.0	6.82	4	2.4	21	12.8	52	na/166	40.7
Burk	82	39	426	47.6	5.20	1	1.2	6	7.3	40	na/113	36.9
Schaefer	3	1	11	33.3	3.67	1	33.3	0	0.0	11t	0/0	84.7
<b>Eagles</b>	<b>249</b>	<b>122</b>	<b>1556</b>	<b>49.0</b>	<b>6.25</b>	<b>6</b>	<b>2.4</b>	<b>27</b>	<b>10.8</b>	<b>52</b>	<b>na/279</b>	<b>37.4</b>
<b>Opponents</b>	<b>243</b>	<b>114</b>	<b>1506</b>	<b>46.9</b>	<b>6.20</b>	<b>15</b>	<b>6.2</b>	<b>16</b>	<b>6.6</b>	<b>64t</b>	<b>na/173</b>	<b>60.1</b>

Scoring	TD	Ru	Pa	Rt	PAT	FG	2Pt	Pts
Walston	3	0	3	0	17/18	6/13	0	53
Keller	4	4	0	0			0	24
Burnine LG	2	0	2	0			0	12
Burnine TM	2	0	2	0			0	12
Schaefer	2	2	0	0			0	12
Thomason	2	2	0	0			0	12
Bell	1	0	0	1			0	6
Bielski	1	1	0	0	0/0	0/1	0	6
Bredice	1	0	1	0			0	6
Giancanelli	1	1	0	0			0	6
Wegert	1	1	0	0			0	6
<b>Eagles</b>	<b>18</b>	<b>11</b>	<b>6</b>	<b>1</b>	<b>17/18</b>	<b>6/14</b>	<b>0</b>	<b>143</b>
<b>Opponents</b>	<b>25</b>	<b>10</b>	<b>15</b>	<b>0</b>	<b>23/25</b>	<b>14/21</b>	<b>0</b>	<b>215</b>

Rushing	No.	Yds	Avg	Lg	TD
Keller	112	433	3.9	51t	4
Schaefer	102	320	3.1	11	2
Bielski	52	162	3.1	15	1
Giancanelli	42	148	3.5	21	1
Wegert	47	127	2.7	19	1
Berzinski	15	72	4.8	20	0
Burk	17	61	3.6	11	0
Thomason	21	48	2.3	19	2
B. Smith LG	11	18	1.6	7	0
B. Smith TM	9	8	0.9	5	0
Parmer	1	-2	-2.0	-2	0
<b>Eagles</b>	<b>418</b>	<b>1377</b>	<b>3.3</b>	<b>51t</b>	<b>11</b>
<b>Opponents</b>	<b>513</b>	<b>1893</b>	<b>3.7</b>	<b>46</b>	<b>10</b>

Receiving	No.	Yds	Avg	Lg	TD
Walston	39	590	15.1	51t	3
Schaefer	13	117	9.0	27	0
Retzlaff	12	159	13.3	20	0
Burnine LG	10	208	20.8	52	2
Burnine TM	10	208	20.8	52	2
Bredice	10	146	14.6	40t	1
Giancanelli	10	104	10.4	18	0
Bielski	8	63	7.9	17	0
Keller	7	36	5.1	13	0
Wegert	6	46	7.7	19	0
Berzinski	3	35	11.7	17	0
Stribling	2	11	5.5	7	0
Rocky Ryan	1	31	31.0	31	0
Riley	1	10	10.0	10	0
<b>Eagles</b>	<b>122</b>	<b>1556</b>	<b>12.8</b>	<b>52</b>	<b>6</b>
<b>Opponents</b>	<b>114</b>	<b>1506</b>	<b>13.2</b>	<b>64t</b>	<b>15</b>

INTs	No.	Yds	Avg	Lg	TD
Bell	4	61	15.3	33	1
Riley	3	57	19.0	31	0
Norton	2	34	17.0	23	0
Bednarik	2	0	0.0	0	0
Bawel	1	33	33.0	33	0
Brookshier	1	31	31.0	31	0
Rocky Ryan	1	17	17.0	17	0
Scott	1	12	12.0	12	0
Campbell	1	1	1.0	1	0
<b>Eagles</b>	<b>16</b>	<b>246</b>	<b>15.4</b>	<b>33</b>	<b>1</b>
<b>Opponents</b>	<b>27</b>	<b>365</b>	<b>13.5</b>	<b>42</b>	<b>0</b>

Punting	No.	Yds	Avg	Net	TB	Lg	B
Burk	68	2843	41.8	37.6	0	62	1
<b>Eagles</b>	<b>68</b>	<b>2843</b>	<b>41.8</b>	<b>37.6</b>	<b>0</b>	<b>62</b>	<b>1</b>
<b>Opponents</b>	<b>68</b>	<b>2787</b>	<b>41.0</b>	<b>36.0</b>	<b>5</b>	<b>64</b>	<b>0</b>

Punt Returns	Ret	FC	Yds	Avg	Lg	TD
Keller	17	na	73	4.3	35	0
Keller	15	na	146	9.7	40	0
Giancanelli	4	na	22	5.5	18	0
<b>Eagles</b>	<b>36</b>	<b>na</b>	<b>241</b>	<b>6.7</b>	<b>40</b>	<b>0</b>
<b>Opponents</b>	<b>50</b>	<b>na</b>	<b>283</b>	<b>5.7</b>	<b>29</b>	<b>0</b>

Kickoff Returns	No.	Yds	Avg	Lg	TD
Keller	15	353	23.5	32	0
Riley	15	381	25.4	59	0
Giancanelli	8	187	23.4	31	0
Pellegrini	2	47	23.5	26	0
Willey	2	32	16.0	20	0
Bawel	1	25	25.0	25	0
Bednarik	1	17	17.0	17	0
Norton	1	31	31.0	31	0
B. Smith LG	1	14	14.0	14	0
<b>Eagles</b>	<b>45</b>	<b>1073</b>	<b>23.8</b>	<b>59</b>	<b>0</b>
<b>Opponents</b>	<b>27</b>	<b>666</b>	<b>24.7</b>	<b>56</b>	<b>0</b>



SCHEDULE & RESULTS (4-7-1)				
S-24	W	27-17	New York	29,597
O-01	L	30-31	Washington	31,891
O-09	L	17-21	at Cleveland	43,974
O-15	L	7-13	at Pittsburgh	33,413
O-23	T	24-24	at Chicago Cardinals	24,620
O-30	W	24-0	Pittsburgh	31,164
N-06	L	21-34	at Washington	25,741
N-13	W	33-17	Cleveland	39,303
N-20	L	7-31	at New York	22,075
N-27	L	21-23	Los Angeles	31,648
D-04	W	27-3	Chicago Cardinals	19,478
D-11	L	10-17	at Chicago Bears	34,783

TEAM STATS	EAGLES	OPP
<b>Total First Downs</b>	<b>219</b>	<b>174</b>
Rushing	71	89
Passing	128	69
Penalty	20	16
<b>3rd Down: Made/Att</b>	<b>na</b>	<b>na</b>
3rd Down Pct.	na	na
<b>4th Down: Made/Att</b>	<b>na</b>	<b>na</b>
4th Down Pct.	na	na
<b>Possession Avg.</b>	<b>na</b>	<b>na</b>
<b>Total Net Yards</b>	<b>3789</b>	<b>3231</b>
Avg. Per Game	315.8	269.3
Total Plays	792	727
Avg. Per Play	4.8	4.4
<b>Net Yards Rushing</b>	<b>1317</b>	<b>1637</b>
Avg. Per Game	109.8	136.4
Total Rushes	392	455
<b>Net Yards Passing</b>	<b>2472</b>	<b>1594</b>
Avg. Per Game	206.0	132.8
Sacked/Yards Lost	224	216
Gross Yards	2696	1810
Att./Completions	400/198	272/124
Completion Pct.	49.5	45.6
Had Intercepted	24	16
<b>Punts/Average</b>	<b>61/42.9</b>	<b>74/39.1</b>
<b>Net Punting Avg.</b>	<b>61/39.2</b>	<b>74/37.5</b>
<b>Penalties/Yards</b>	<b>61/542</b>	<b>57/463</b>
<b>Fumbles/Ball Lost</b>	<b>35/21</b>	<b>27/20</b>
<b>Touchdowns</b>	<b>31</b>	<b>28</b>
Rushing	9	12
Passing	19	12
Returns	3	3

Score By Periods	Q1	Q2	Q3	Q4	OT	Pts
Eagles	23	61	61	103	0	248
Opponents	69	54	72	36	0	231

Passing	Att	Cmp	Yds	Cmp%	Y/A	TD	TD%	Int	Int%	Lg	Sk/Lost	Rat
Burk	228	110	1359	48.2	5.96	9	3.9	17	7.5	59	na/192	49.2
Thomason	171	88	1337	51.5	7.82	10	5.8	7	4.1	63t	na/32	80.0
Norton	1	0	0	0.0	0.00	0	0.0	0	0.0	0	0/0	39.6
<b>Eagles</b>	<b>400</b>	<b>198</b>	<b>2696</b>	<b>49.5</b>	<b>6.74</b>	<b>19</b>	<b>4.8</b>	<b>24</b>	<b>6.0</b>	<b>63t</b>	<b>na/224</b>	<b>62.3</b>
<b>Opponents</b>	<b>272</b>	<b>124</b>	<b>1810</b>	<b>45.6</b>	<b>6.65</b>	<b>12</b>	<b>4.4</b>	<b>16</b>	<b>5.9</b>	<b>72t</b>	<b>na/216</b>	<b>58.0</b>

Scoring	TD	Ru	Pa	Rt	PAT	FG	2Pt	Pts
Bielski	1	1	0	0	23/24	9/23	0	56
Pihos	7	0	7	0			0	42
Stribling	6	0	6	0			0	36
Walston	3	0	3	0	6/7	2/3	0	30
Giancanelli	3	2	1	0			0	18
Norton	3	1	1	1			0	18
Bawel	2	0	0	2			0	12
Burk	2	2	0	0			0	12
Wegert	2	2	0	0			0	12
Ledbetter	1	0	1	0			0	6
Parmer	1	1	0	0			0	6
<b>Eagles</b>	<b>31</b>	<b>9</b>	<b>19</b>	<b>3</b>	<b>29/31</b>	<b>11/26</b>	<b>0</b>	<b>248</b>
<b>Opponents</b>	<b>28</b>	<b>12</b>	<b>12</b>	<b>4</b>	<b>27/28</b>	<b>12/23</b>	<b>0</b>	<b>231</b>

Rushing	No.	Yds	Avg	Lg	TD
Giancanelli	97	385	4.0	20	2
Goode LG	83	297	3.6	36	0
Goode TM	76	274	3.6	36	0
Norton	36	144	4.0	23t	1
Burk	36	132	3.7	30	2
Parmer	34	129	3.8	36	1
Wegert	26	120	4.6	38	2
Bielski	28	67	2.4	8	1
Ledbetter	21	48	2.3	7	0
Thomason	17	29	1.7	20	0
Johnson	3	1	0.3	4	0
Taliaferro	3	-2	-0.7	0	0
Walston	1	-3	-3.0	-3	0
Goldston	14	-7	-0.5	7	0
<b>Eagles</b>	<b>392</b>	<b>1317</b>	<b>3.4</b>	<b>38</b>	<b>9</b>
<b>Opponents</b>	<b>455</b>	<b>1637</b>	<b>3.6</b>	<b>51</b>	<b>12</b>

Receiving	No.	Yds	Avg	Lg	TD
Pihos	62	864	13.9	40t	7
Stribling	38	568	14.9	56	6
Walston	27	443	16.4	63t	3
Giancanelli	25	379	15.2	59	1
Goode LG	11	152	13.8	50	0
Goode TM	10	137	13.7	50	0
Norton	11	125	11.4	36t	1
Bielski	8	48	6.0	19	0
Ledbetter	7	88	12.6	37t	1
Taliaferro	3	17	5.7	14	0
Wegert	3	17	5.7	12	0
Goldston	2	8	4.0	9	0
Bawel	1	6	6.0	6	0
Parmer	1	-4	-4.0	-4	0
<b>Eagles</b>	<b>198</b>	<b>2696</b>	<b>13.6</b>	<b>63t</b>	<b>19</b>
<b>Opponents</b>	<b>124</b>	<b>1810</b>	<b>14.6</b>	<b>72t</b>	<b>12</b>

INTs	No.	Yds	Avg	Lg	TD
Bawel	9	168	18.7	42t	2
Hudson	3	48	16.0	25	0
Bednarik	1	36	36.0	36	0
Ricca LG	1	33	33.0	33	0
Bell	1	30	30.0	30	0
Robinson	1	20	20.0	20	0
Carroccio LG	1	7	7.0	7	0
Norton	1	0	0.0	0	0
<b>Eagles</b>	<b>16</b>	<b>302</b>	<b>18.9</b>	<b>42t</b>	<b>2</b>
<b>Opponents</b>	<b>24</b>	<b>228</b>	<b>9.5</b>	<b>53</b>	<b>0</b>

Punting	No.	Yds	Avg	Net	TB	Lg	B
Burk	61	2615	42.9	39.2	1	75	0
<b>Eagles</b>	<b>61</b>	<b>2615</b>	<b>42.9</b>	<b>39.2</b>	<b>1</b>	<b>75</b>	<b>0</b>
<b>Opponents</b>	<b>74</b>	<b>2890</b>	<b>39.1</b>	<b>37.5</b>	<b>1</b>	<b>54</b>	<b>1</b>

Punt Returns	Ret	FC	Yds	Avg	Lg	TD
Norton	20	na	33	1.7	13	0
Bawel	15	na	32	2.1	17	0
Giancanelli	5	na	30	6.0	15	0
Hudson	1	na	0	0.0	0	0
<b>Eagles</b>	<b>41</b>	<b>na</b>	<b>95</b>	<b>2.3</b>	<b>17</b>	<b>0</b>
<b>Opponents</b>	<b>36</b>	<b>na</b>	<b>206</b>	<b>5.7</b>	<b>66t</b>	<b>1</b>

Kickoff Returns	No.	Yds	Avg	Lg	TD
Giancanelli	11	267	24.3	29	0
Bawel	8	169	21.1	41	0
Norton	8	281	35.1	96t	1
Wegert	4	87	21.8	28	0
Snyder	3	34	11.3	14	0
Goode LG	2	36	18.0	20	0
Goode TM	2	36	18.0	20	0
Ledbetter	1	21	21.0	21	0
Sharkey TM	1	11	11.0	11	0
Taliaferro	1	16	16.0	16	0
<b>Eagles</b>	<b>39</b>	<b>922</b>	<b>23.6</b>	<b>96t</b>	<b>1</b>
<b>Opponents</b>	<b>40</b>	<b>987</b>	<b>24.7</b>	<b>61</b>	<b>0</b>



SCHEDULE & RESULTS (7-4-1)				
S-26	W	28-10	Cleveland	26,546
O-03	W	35-16	at Chicago Cardinals	17,084
O-09	W	24-22	Pittsburgh	37,322
O-17	W	49-21	at Washington	22,051
O-23	L	7-17	at Pittsburgh	39,075
O-30	L	14-37	Green Bay	25,378
N-07	W	30-14	Chicago Cardinals	21,963
N-14	L	14-27	at New York	46,565
N-21	L	0-6	at Cleveland	41,537
N-28	W	41-33	Washington	18,517
D-05	T	13-13	at Detroit	54,939
D-12	W	29-14	New York	28,449

TEAM STATS	EAGLES	OPP				
<b>Total First Downs</b>	<b>221</b>	<b>171</b>				
Rushing	66	64				
Passing	139	84				
Penalty	16	23				
<b>3rd Down: Made/Att</b>	<b>na</b>	<b>na</b>				
3rd Down Pct.	na	na				
<b>4th Down: Made/Att</b>	<b>na</b>	<b>na</b>				
4th Down Pct.	na	na				
<b>Possession Avg.</b>	<b>na</b>	<b>na</b>				
<b>Total Net Yards</b>	<b>3803</b>	<b>2747</b>				
Avg. Per Game	316.9	228.9				
Total Plays	802	699				
Avg. Per Play	4.7	3.9				
<b>Net Yards Rushing</b>	<b>1196</b>	<b>1063</b>				
Avg. Per Game	99.7	88.6				
Total Rushes	401	354				
<b>Net Yards Passing</b>	<b>2607</b>	<b>1684</b>				
Avg. Per Game	217.3	140.3				
Sacked/Yards Lost	375	346				
Gross Yards	2982	2030				
Att./Completions	401/206	345/143				
Completion Pct.	51.4	41.4				
Had Intercepted	30	28				
<b>Punts/Average</b>	<b>73/40.0</b>	<b>71/42.3</b>				
<b>Net Punting Avg.</b>	<b>73/34.7</b>	<b>71/38.2</b>				
<b>Penalties/Yards</b>	<b>85/874</b>	<b>58/589</b>				
<b>Fumbles/Ball Lost</b>	<b>38/22</b>	<b>32/22</b>				
<b>Touchdowns</b>	<b>39</b>	<b>27</b>				
Rushing	4	8				
Passing	33	13				
Returns	2	6				
<b>Score By Periods</b>	<b>Q1</b>	<b>Q2</b>	<b>Q3</b>	<b>Q4</b>	<b>OT</b>	<b>Pts</b>
Eagles	51	93	69	71	0	284
Opponents	52	43	95	40	0	230

Passing	Att	Cmp	Yds	Cmp%	Y/A
Burk	231	123	1740	53.2	7.53
Thomason	170	83	1242	48.8	7.31
<b>Eagles</b>	<b>401</b>	<b>206</b>	<b>2982</b>	<b>51.4</b>	<b>7.44</b>
<b>Opponents</b>	<b>345</b>	<b>143</b>	<b>2030</b>	<b>41.4</b>	<b>5.88</b>

Scoring	TD	Ru	Pa	Rt	PAT	FG	2Pt	Pts
Walston	11	0	11	0	36/39	4/10	0	114
Pihos	10	0	10	0			0	60
Giancanelli	4	0	4	0			0	24
Ledbetter	4	1	3	0			0	24
Williams	4	1	3	0			0	24
Moselle	3	1	2	0			0	18
Norton	1	0	0	1			0	6
Willey	1	0	0	1			0	6
Worden	1	1	0	0			0	6
Team (s)	0	0	0	0			0	2
<b>Eagles</b>	<b>39</b>	<b>4</b>	<b>33</b>	<b>2</b>	<b>36/39</b>	<b>4/10</b>	<b>0</b>	<b>284</b>
<b>Opponents</b>	<b>27</b>	<b>8</b>	<b>13</b>	<b>6</b>	<b>25/27</b>	<b>13/28</b>	<b>0</b>	<b>230</b>

Rushing	No.	Yds	Avg	Lg	TD
Parmer	119	408	3.4	24	0
Ledbetter	81	241	3.0	14	1
Williams	47	183	3.9	33	1
Worden	58	128	2.2	12	1
Moselle	29	114	3.9	14	1
Giancanelli	33	47	1.4	11	0
Thomason	10	45	4.5	19	0
Burk	15	18	1.2	15	0
Johnson	7	16	2.3	11	0
Pihos	1	-1	-1.0	-1	0
Norton	1	-3	-3.0	-3	0
<b>Eagles</b>	<b>401</b>	<b>1196</b>	<b>3.0</b>	<b>33</b>	<b>4</b>
<b>Opponents</b>	<b>354</b>	<b>1063</b>	<b>3.0</b>	<b>50t</b>	<b>8</b>

Receiving	No.	Yds	Avg	Lg	TD
Pihos	60	872	14.5	34	10
Williams	44	668	15.2	84t	3
Walston	31	581	18.7	75t	11
Moselle	17	242	14.2	38t	2
Ledbetter	15	192	12.8	48t	3
Giancanelli	14	195	13.9	50t	4
Parmer	12	40	3.3	16	0
Worden	7	63	9.0	23	0
Luft	3	59	19.7	30	0
Willey	2	50	25.0	37	0
Johnson	1	20	20.0	20	0
<b>Eagles</b>	<b>206</b>	<b>2982</b>	<b>14.5</b>	<b>84t</b>	<b>33</b>
<b>Opponents</b>	<b>143</b>	<b>2030</b>	<b>14.2</b>	<b>72t</b>	<b>13</b>

TD	TD%	Int	Int%	Lg	Sk/Lost	Rat
23	10.0	17	7.4	84t	na/183	80.4
10	5.9	13	7.6	63	na/192	60.9
<b>33</b>	<b>8.2</b>	<b>30</b>	<b>7.5</b>	<b>84t</b>	<b>na/375</b>	<b>72.1</b>
<b>13</b>	<b>3.8</b>	<b>28</b>	<b>8.1</b>	<b>72t</b>	<b>na/346</b>	<b>39.9</b>

INTs	No.	Yds	Avg	Lg	TD
Hudson	8	89	11.1	32	0
Norton	5	110	22.0	69t	1
Robinson	4	41	10.3	18	0
Kilroy	4	29	7.3	19	0
Dowda	2	34	17.0	34	0
Barni	2	0	0.0	0	0
Richardson	1	10	10.0	10	0
Bednarik	1	9	9.0	9	0
Sharkey	1	4	4.0	4	0
<b>Eagles</b>	<b>28</b>	<b>326</b>	<b>11.6</b>	<b>69t</b>	<b>1</b>
<b>Opponents</b>	<b>30</b>	<b>476</b>	<b>15.9</b>	<b>59t</b>	<b>2</b>

Punting	No.	Yds	Avg	Net	TB	Lg	B
Burk	73	2918	40.0	34.7	4	58	0
<b>Eagles</b>	<b>73</b>	<b>2918</b>	<b>40.0</b>	<b>34.7</b>	<b>4</b>	<b>58</b>	<b>0</b>
<b>Opponents</b>	<b>71</b>	<b>3006</b>	<b>42.3</b>	<b>38.2</b>	<b>1</b>	<b>72</b>	<b>0</b>

Punt Returns	Ret	FC	Yds	Avg	Lg	TD
Williams	23	na	153	6.7	25	0
Norton	21	na	89	4.2	18	0
Bednarik	2	na	26	13.0	24	0
Barni	1	na	0	0.0	0	0
Cifelli TM	1	na	0	0.0	0	0
Sharkey	1	na	5	5.0	5	0
<b>Eagles</b>	<b>49</b>	<b>na</b>	<b>273</b>	<b>5.6</b>	<b>25</b>	<b>0</b>
<b>Opponents</b>	<b>49</b>	<b>na</b>	<b>304</b>	<b>6.2</b>	<b>59t</b>	<b>1</b>

Kickoff Returns	No.	Yds	Avg	Lg	TD
Giancanelli	17	387	22.8	33	0
Ledbetter	8	175	21.9	38	0
Moselle	7	149	21.3	27	0
Johnson	6	152	25.3	34	0
Bednarik	3	40	13.3	21	0
Snyder	2	18	9.0	13	0
Roffler	1	19	19.0	19	0
Stevens	1	6	6.0	6	0
<b>Eagles</b>	<b>45</b>	<b>946</b>	<b>21.0</b>	<b>38</b>	<b>0</b>
<b>Opponents</b>	<b>52</b>	<b>1235</b>	<b>23.8</b>	<b>99t</b>	<b>2</b>



SCHEDULE & RESULTS (7-4-1)					
S-27	L	21-31	at San Francisco	27,819	
O-02	T	21-21	Washington	19,099	
O-10	L	13-37	at Cleveland	45,802	
O-17	W	23-7	Pittsburgh	18,681	
O-25	W	56-17	at Chicago Cardinals	22,064	
N-01	W	35-7	at Pittsburgh	27,547	
N-08	W	30-7	New York	24,331	
N-15	W	45-14	Baltimore	27,813	
N-21	W	38-0	Chicago Cardinals	19,402	
N-29	L	28-37	at New York	20,294	
D-06	L	0-10	at Washington	21,579	
D-13	W	42-27	Cleveland	38,654	

TEAM STATS	EAGLES	OPP
<b>Total First Downs</b>	<b>256</b>	<b>186</b>
Rushing	97	69
Passing	144	98
Penalty	15	19
<b>3rd Down: Made/Att</b>	<b>na</b>	<b>na</b>
3rd Down Pct.	na	na
<b>4th Down: Made/Att</b>	<b>na</b>	<b>na</b>
4th Down Pct.	na	na
<b>Possession Avg.</b>	<b>na</b>	<b>na</b>
<b>Total Net Yards</b>	<b>4811</b>	<b>2998</b>
Avg. Per Game	400.9	249.8
Total Plays	848	705
Avg. Per Play	5.7	4.3
<b>Net Yards Rushing</b>	<b>1722</b>	<b>1117</b>
Avg. Per Game	143.5	93.1
Total Rushes	410	331
<b>Net Yards Passing</b>	<b>3089</b>	<b>1881</b>
Avg. Per Game	257.4	156.8
Sacked/Yards Lost	268	408
Gross Yards	3357	2289
Att./Completions	438/224	374/167
Completion Pct.	51.1	44.7
Had Intercepted	31	24
<b>Punts/Average</b>	<b>53/42.4</b>	<b>79/42.5</b>
<b>Net Punting Avg.</b>	<b>53/37.2</b>	<b>79/38.6</b>
<b>Penalties/Yards</b>	<b>84/779</b>	<b>63/606</b>
<b>Fumbles/Ball Lost</b>	<b>37/15</b>	<b>27/17</b>
<b>Touchdowns</b>	<b>49</b>	<b>27</b>
Rushing	22	6
Passing	25	17
Returns	2	4

Score By Periods	Q1	Q2	Q3	Q4	OT	Pts
Eagles	72	94	68	118	0	352
Opponents	54	41	48	72	0	215

Passing	Att	Cmp	Yds	Cmp%	Y/A	TD	TD%	Int	Int%	Lg	Sk/Lost	Rat
Thomason	304	162	2462	53.3	8.10	21	6.9	20	6.6	62t	na/129	75.9
Burk	119	56	788	47.1	6.62	4	3.4	9	7.6	61	na/120	48.6
Gambold	14	6	107	42.9	7.64	0	0.0	2	14.3	41	na/19	30.1
Ziegler	1	0	0	0.0	0.00	0	0.0	0	0.0	0	0/0	39.6
<b>Eagles</b>	<b>438</b>	<b>224</b>	<b>3357</b>	<b>51.1</b>	<b>7.66</b>	<b>25</b>	<b>5.7</b>	<b>31</b>	<b>7.1</b>	<b>62t</b>	<b>na/268</b>	<b>66.2</b>
<b>Opponents</b>	<b>374</b>	<b>167</b>	<b>2289</b>	<b>44.7</b>	<b>6.12</b>	<b>17</b>	<b>4.5</b>	<b>24</b>	<b>6.4</b>	<b>66t</b>	<b>na/408</b>	<b>53.2</b>

Scoring	TD	Ru	Pa	Rt	PAT	FG	2Pt	Pts
Walston	5	0	5	0	45/48	4/13	0	87
Pihos	10	0	10	0			0	60
Johnson	7	5	2	0			0	42
Giancanelli	6	1	5	0			0	36
Ziegler	5	5	0	0			0	30
Williams	4	3	1	0			0	24
Burk	3	3	0	0			0	18
Ledbetter	3	1	2	0			0	18
Parmer	2	2	0	0			0	12
Bednarik	1	0	0	1			0	6
Brewer	1	1	0	0			0	6
Scott	1	0	0	1			0	6
Thomason	1	1	0	0			0	6
Pollard	0	0	0	0	1/1	0/2	0	1
<b>Eagles</b>	<b>49</b>	<b>22</b>	<b>25</b>	<b>2</b>	<b>46/49</b>	<b>4/15</b>	<b>0</b>	<b>352</b>
<b>Opponents</b>	<b>27</b>	<b>6</b>	<b>17</b>	<b>4</b>	<b>26/27</b>	<b>9/18</b>	<b>0</b>	<b>215</b>

Rushing	No.	Yds	Avg	Lg	TD
Johnson	83	439	5.3	66t	5
Williams	61	345	5.7	48t	3
Ziegler	83	320	3.9	52	5
Parmer	38	158	4.2	45	2
Giancanelli	44	131	3.0	30	1
Ledbetter	41	120	2.9	32	1
Brewer	17	85	5.0	19	1
Burk	8	54	6.8	32t	3
Pollard	23	44	1.9	11	0
Thomason	9	23	2.6	20	1
Stringer	1	5	5.0	5	0
Gambold	2	-2	-1.0	0	0
<b>Eagles</b>	<b>410</b>	<b>1722</b>	<b>4.2</b>	<b>66t</b>	<b>22</b>
<b>Opponents</b>	<b>331</b>	<b>1117</b>	<b>3.4</b>	<b>40</b>	<b>6</b>

Receiving	No.	Yds	Avg	Lg	TD
Pihos	63	1049	16.7	59	10
Walston	41	750	18.3	62t	5
Williams	31	438	14.1	40	1
Giancanelli	20	346	17.3	47t	5
Ziegler	15	211	14.1	43	0
Parmer	14	89	6.4	15	0
Ledbetter	13	137	10.5	34t	2
Johnson	12	227	18.9	41	2
Pollard	7	33	4.7	24	0
Brewer	4	43	10.8	16	0
Schnelker	4	34	8.5	12	0
<b>Eagles</b>	<b>224</b>	<b>3357</b>	<b>15.0</b>	<b>62t</b>	<b>25</b>
<b>Opponents</b>	<b>167</b>	<b>2289</b>	<b>13.7</b>	<b>66t</b>	<b>17</b>

INTs	No.	Yds	Avg	Lg	TD
Brookshier	8	41	5.1	22	0
Bednarik	6	116	19.3	41	1
Craft	4	46	11.5	27	0
Hudson	3	74	24.7	42	0
Van Buren	1	13	13.0	13	0
Stringer	1	7	7.0	7	0
Jarmoluk	1	2	2.0	2	0
<b>Eagles</b>	<b>24</b>	<b>299</b>	<b>12.5</b>	<b>42</b>	<b>1</b>
<b>Opponents</b>	<b>31</b>	<b>351</b>	<b>11.3</b>	<b>39</b>	<b>1</b>

Punting	No.	Yds	Avg	Net	TB	Lg	B
Burk	41	1765	43.0	39.3	0	66	0
Bednarik	12	483	40.3	38.1	0	54	0
<b>Eagles</b>	<b>53</b>	<b>2248</b>	<b>42.4</b>	<b>37.2</b>	<b>1</b>	<b>66</b>	<b>0</b>
<b>Opponents</b>	<b>79</b>	<b>3354</b>	<b>42.5</b>	<b>38.6</b>	<b>7</b>	<b>64</b>	<b>0</b>

Punt Returns	Ret	FC	Yds	Avg	Lg	TD
Pollard	20	na	106	5.3	20	0
Williams	15	na	25	1.7	8	0
Johnson	5	na	14	2.8	14	0
Giancanelli	4	na	11	2.8	11	0
Hudson	2	na	10	5.0	10	0
<b>Eagles</b>	<b>46</b>	<b>na</b>	<b>166</b>	<b>3.6</b>	<b>20</b>	<b>0</b>
<b>Opponents</b>	<b>45</b>	<b>na</b>	<b>257</b>	<b>5.7</b>	<b>54</b>	<b>0</b>

Kickoff Returns	No.	Yds	Avg	Lg	TD
Williams	14	343	24.5	62	0
Pollard	13	301	23.2	49	0
Johnson	4	69	17.3	26	0
Giancanelli	2	45	22.5	38	0
Hudson	1	0	0.0	0	0
Parmer	1	18	18.0	18	0
Scott	1	0	0.0	0	0
Stringer	1	11	11.0	11	0
<b>Eagles</b>	<b>37</b>	<b>787</b>	<b>21.3</b>	<b>62</b>	<b>0</b>
<b>Opponents</b>	<b>49</b>	<b>1208</b>	<b>24.7</b>	<b>104t</b>	<b>1</b>





SCHEDULE & RESULTS (7-5)					
S-28	W	31-25	at Pittsburgh	22,501	
O-04	L	7-31	New York	22,512	
O-12	W	26-21	Pittsburgh	18,648	
O-19	L	7-49	Cleveland	27,874	
O-26	W	14-10	at New York	21,458	
N-02	L	10-12	at Green Bay	10,149	
N-09	W	38-20	Washington	16,932	
N-16	W	10-7	Chicago Cardinals	18,406	
N-23	W	28-20	at Cleveland	28,948	
N-30	L	22-28	at Chicago Cardinals	13,577	
D-07	W	38-21	Dallas Texans	18,376	
D-14	L	21-27	at Washington	22,468	

TEAM STATS	EAGLES	OPP
<b>Total First Downs</b>	<b>181</b>	<b>187</b>
Rushing	72	81
Passing	98	93
Penalty	11	13
<b>3rd Down: Made/Att</b>	<b>na</b>	<b>na</b>
3rd Down Pct.	na	na
<b>4th Down: Made/Att</b>	<b>na</b>	<b>na</b>
4th Down Pct.	na	na
<b>Possession Avg.</b>	<b>na</b>	<b>na</b>
<b>Total Net Yards</b>	<b>3335</b>	<b>3150</b>
Avg. Per Game	277.9	262.5
Total Plays	795	751
Avg. Per Play	4.2	4.2
<b>Net Yards Rushing</b>	<b>1370</b>	<b>1396</b>
Avg. Per Game	114.2	116.3
Total Rushes	434	408
<b>Net Yards Passing</b>	<b>1965</b>	<b>1754</b>
Avg. Per Game	163.8	146.2
Sacked/Yards Lost	307	410
Gross Yards	2272	2164
Att./Completions	361/154	343/157
Completion Pct.	42.7	45.8
Had Intercepted	19	20
<b>Punts/Average</b>	<b>83/40.2</b>	<b>88/41.3</b>
<b>Net Punting Avg.</b>	<b>83/33.1</b>	<b>88/35.0</b>
<b>Penalties/Yards</b>	<b>80/747</b>	<b>74/699</b>
<b>Fumbles/Ball Lost</b>	<b>43/22</b>	<b>36/19</b>
<b>Touchdowns</b>	<b>31</b>	<b>38</b>
Rushing	10	10
Passing	13	19
Returns	8	9

Score By Periods	Q1	Q2	Q3	Q4	OT	Pts
Eagles	79	68	40	65	0	252
Opponents	44	85	72	70	0	271

Passing	Att	Cmp	Yds	Cmp%	Y/A	TD	TD%	Int	Int%	Lg	Sk/Lost	Rat
Thomason	212	95	1334	44.8	6.29	8	3.8	9	4.2	44	na/172	60.5
Burk	82	37	561	45.1	6.84	4	4.9	5	6.1	84t	na/108	59.0
Enke	67	22	377	32.8	5.63	1	1.5	5	7.5	65	na/27	26.8
<b>Eagles</b>	<b>361</b>	<b>154</b>	<b>2272</b>	<b>42.7</b>	<b>6.29</b>	<b>13</b>	<b>3.6</b>	<b>19</b>	<b>5.3</b>	<b>84t</b>	<b>na/307</b>	<b>53.9</b>
<b>Opponents</b>	<b>343</b>	<b>157</b>	<b>2164</b>	<b>45.8</b>	<b>6.31</b>	<b>19</b>	<b>5.5</b>	<b>20</b>	<b>5.8</b>	<b>63t</b>	<b>na/410</b>	<b>60.7</b>

Scoring	TD	Ru	Pa	Rt	PAT	FG	2Pt	Pts
Walston	3	0	3	0	31/31	11/20	0	82
Grant	7	0	7	0			0	42
Ziegler	4	2	2	0			0	24
Goldston	3	3	0	0			0	18
Brewer	2	2	0	0			0	12
Huzvar	2	2	0	0			0	12
Jarmoluk	2	0	0	2			0	12
Pihos	2	0	1	1			0	12
Van Buren (s)	1	0	0	1			0	8
Bawel	1	0	0	1			0	6
Craft	1	0	0	1			0	6
Ferris LG	1	1	0	0			0	6
Pollard	1	1	0	0			0	6
Sears	1	0	0	1			0	6
Stevens	1	0	0	1			0	6
<b>Eagles</b>	<b>31</b>	<b>10</b>	<b>13</b>	<b>8</b>	<b>31/31</b>	<b>11/20</b>	<b>0</b>	<b>252</b>
<b>Opponents</b>	<b>38</b>	<b>10</b>	<b>19</b>	<b>9</b>	<b>31/38</b>	<b>4/14</b>	<b>0</b>	<b>271</b>

Rushing	No.	Yds	Avg	Lg	TD
Huzvar	105	349	3.3	26	2
Goldston	65	210	3.2	20	3
Brewer	50	188	3.8	71t	2
Pollard	55	186	3.4	23	1
Ziegler	67	172	2.6	12	2
Stevens	33	95	2.9	36	0
Thomason	17	88	5.2	23	0
Burk	7	28	4.0	12	0
Enke	14	25	1.8	12	0
Parmer	12	23	1.9	8	0
Ferris LG	11	22	2.0	11t	1
Stringer	2	5	2.5	3	0
Van Buren	7	1	0.1	6	0
<b>Eagles</b>	<b>434</b>	<b>1370</b>	<b>3.2</b>	<b>71t</b>	<b>10</b>
<b>Opponents</b>	<b>408</b>	<b>1396</b>	<b>3.4</b>	<b>40</b>	<b>10</b>

Receiving	No.	Yds	Avg	Lg	TD
Grant	56	997	17.8	84t	7
Walston	26	469	18.0	65	3
Stevens	13	174	13.4	39	0
Huzvar	13	37	2.8	12	0
Pihos	12	219	18.3	47	1
Ziegler	8	120	15.0	37	2
Pollard	8	59	7.4	14	0
Brewer	5	19	3.8	12	0
Van Buren	4	73	18.3	38	0
Bawel	2	60	30.0	52	0
Enke	2	19	9.5	18	0
Goldston	2	12	6.0	8	0
Parmer	2	10	5.0	8	0
Ferris LG	1	8	8.0	8	0
Stringer	1	4	4.0	4	0
<b>Eagles</b>	<b>154</b>	<b>2272</b>	<b>14.8</b>	<b>84t</b>	<b>13</b>
<b>Opponents</b>	<b>157</b>	<b>2164</b>	<b>13.8</b>	<b>63t</b>	<b>19</b>

INTs	No.	Yds	Avg	Lg	TD
Bawel	8	121	15.1	35	0
Sutton	3	54	18.0	30	0
Jarmoluk	2	48	24.0	45t	1
Bednarik	2	14	7.0	12	0
Craft	1	32	32.0	32t	1
Sears	1	9	9.0	9t	1
Stringer	1	9	9.0	9	0
Scott TM	1	0	0.0	0	0
Willey	1	0	0.0	0	0
Ferris LG	0	3	--	3	0
Ferris TM	0	3	--	3	0
<b>Eagles</b>	<b>20</b>	<b>290</b>	<b>14.5</b>	<b>45t</b>	<b>3</b>
<b>Opponents</b>	<b>19</b>	<b>187</b>	<b>9.8</b>	<b>38t</b>	<b>1</b>

Punting	No.	Yds	Avg	Net	TB	Lg	B
Burk	83	3335	40.2	33.1	1	68	2
<b>Eagles</b>	<b>83</b>	<b>3335</b>	<b>40.2</b>	<b>33.1</b>	<b>1</b>	<b>68</b>	<b>2</b>
<b>Opponents</b>	<b>88</b>	<b>3630</b>	<b>41.3</b>	<b>35.0</b>	<b>5</b>	<b>63</b>	<b>0</b>

Punt Returns	Ret	FC	Yds	Avg	Lg	TD
Bawel	34	na	261	7.7	52t	1
Stevens	16	na	172	10.8	56t	1
Ferris LG	2	na	11	5.5	11	0
Walston	2	na	13	6.5	13	0
Van Buren	1	na	0	0.0	0	0
<b>Eagles</b>	<b>53</b>	<b>na</b>	<b>446</b>	<b>8.4</b>	<b>56t</b>	<b>2</b>
<b>Opponents</b>	<b>55</b>	<b>na</b>	<b>571</b>	<b>10.4</b>	<b>74t</b>	<b>1</b>

Kickoff Returns	No.	Yds	Avg	Lg	TD
Pollard	21	528	25.1	66	0
Stevens	16	433	27.1	51	0
Ziegler	4	82	20.5	27	0
Ferris LG	3	76	25.3	30	0
Parmer	2	33	16.5	17	0
Craft	1	18	18.0	18	0
Sears	1	45	45.0	45	0
Stringer	1	22	22.0	22	0
Van Buren	1	12	12.0	12	0
<b>Eagles</b>	<b>47</b>	<b>1173</b>	<b>25.0</b>	<b>66</b>	<b>0</b>
<b>Opponents</b>	<b>44</b>	<b>1111</b>	<b>25.3</b>	<b>93t</b>	<b>2</b>



SCHEDULE & RESULTS (4-8)					
S-30	W	17-14	at Chicago Cardinals	16,129	
O-06	W	21-14	San Francisco	23,432	
O-14	L	24-37	at Green Bay	18,489	
O-21	L	24-26	at NY Giants	28,656	
O-28	L	23-27	Washington	20,437	
N-04	W	34-13	at Pittsburgh	19,649	
N-11	L	17-20	at Cleveland	36,571	
N-18	L	10-28	Detroit	25,350	
N-25	L	13-17	Pittsburgh	15,537	
D-02	W	35-21	at Washington	23,738	
D-09	L	7-23	New York Giants	19,322	
D-16	L	9-24	Cleveland	16,263	

TEAM STATS	EAGLES	OPP
<b>Total First Downs</b>	<b>200</b>	<b>183</b>
Rushing	111	92
Passing	73	77
Penalty	16	14
<b>3rd Down: Made/Att</b>	<b>na</b>	<b>na</b>
3rd Down Pct.	na	na
<b>4th Down: Made/Att</b>	<b>na</b>	<b>na</b>
4th Down Pct.	na	na
<b>Possession Avg.</b>	<b>na</b>	<b>na</b>
<b>Total Net Yards</b>	<b>3052</b>	<b>3294</b>
Avg. Per Game	254.3	274.5
Total Plays	793	749
Avg. Per Play	3.8	4.4
<b>Net Yards Rushing</b>	<b>1562</b>	<b>1816</b>
Avg. Per Game	130.2	151.3
Total Rushes	509	462
<b>Net Yards Passing</b>	<b>1490</b>	<b>1478</b>
Avg. Per Game	124.2	123.2
Sacked/Yards Lost	223	270
Gross Yards	1713	1748
Att./Completions	284/120	287/119
Completion Pct.	42.3	41.5
Had Intercepted	29	18
<b>Punts/Average</b>	<b>77/39.1</b>	<b>70/44.4</b>
<b>Net Punting Avg.</b>	<b>77/35.5</b>	<b>70/36.1</b>
<b>Penalties/Yards</b>	<b>51/428</b>	<b>53/458</b>
<b>Fumbles/Ball Lost</b>	<b>36/18</b>	<b>28/19</b>
<b>Touchdowns</b>	<b>31</b>	<b>32</b>
Rushing	13	12
Passing	17	17
Returns	1	3

Score By Periods	Q1	Q2	Q3	Q4	OT	Pts
Eagles	44	75	53	62	0	234
Opponents	34	55	91	84	0	264

Passing	Att	Cmp	Yds	Cmp%	Y/A	TD	TD%	Int	Int%	Lg	Sk/Lost	Rat
Burk	218	92	1329	42.2	6.10	14	6.4	23	10.6	53t	na/179	44.5
Rauch LG	94	30	288	31.9	3.06	1	1.1	4	4.3	39t	na/87	27.3
Rauch TM	12	5	51	41.7	4.25	0	0.0	1	8.3	18	na/33	19.8
Mackrides	54	23	333	42.6	6.17	3	5.6	5	9.3	43t	na/11	43.2
<b>Eagles</b>	<b>284</b>	<b>120</b>	<b>1713</b>	<b>42.3</b>	<b>6.03</b>	<b>17</b>	<b>6.0</b>	<b>29</b>	<b>10.2</b>	<b>53t</b>	<b>na/223</b>	<b>42.8</b>
<b>Opponents</b>	<b>287</b>	<b>119</b>	<b>1748</b>	<b>41.5</b>	<b>6.09</b>	<b>17</b>	<b>5.9</b>	<b>18</b>	<b>6.3</b>	<b>53t</b>	<b>na/270</b>	<b>55.6</b>

Scoring	TD	Ru	Pa	Rt	PAT	FG	2Pt	Pts
Walston	8	0	8	0	28/31	6/11	0	94
S. Van Buren	6	6	0	0			0	36
Pihos	5	0	5	0			0	30
Scott	4	1	3	0			0	24
Parmer	2	2	0	0			0	12
Sandifer	2	1	1	0			0	12
Ziegler	2	2	0	0			0	12
Burk	1	1	0	0			0	6
Cowhig	1	0	0	1			0	6
Stickel (s)	0	0	0	0			0	2
<b>Eagles</b>	<b>31</b>	<b>13</b>	<b>17</b>	<b>1</b>	<b>28/31</b>	<b>6/11</b>	<b>0</b>	<b>234</b>
<b>Opponents</b>	<b>32</b>	<b>12</b>	<b>17</b>	<b>3</b>	<b>31/32</b>	<b>13/21</b>	<b>0</b>	<b>264</b>

Rushing	No.	Yds	Avg	Lg	TD
Ziegler	113	418	3.7	34	2
S. Van Buren	112	327	2.9	17	6
Parmer	92	316	3.4	15t	2
Scott	45	161	3.6	40	1
Pollard LG	26	121	4.7	28	0
Pollard TM	24	119	5.0	28	0
Sandifer	35	113	3.2	13	1
E. Van Buren	16	60	3.8	11	0
Rauch LG	7	26	3.7	11	0
Rauch TM	6	21	3.5	11	0
Burk	28	12	0.4	11	1
Mackrides	7	9	1.3	3	0
Pritchard TM	31	6	0.2	9	0
<b>Eagles</b>	<b>509</b>	<b>1562</b>	<b>3.1</b>	<b>40</b>	<b>13</b>
<b>Opponents</b>	<b>462</b>	<b>1816</b>	<b>3.9</b>	<b>80t</b>	<b>12</b>

Receiving	No.	Yds	Avg	Lg	TD
Pihos	35	536	15.3	38t	5
Walston	31	512	16.5	43t	8
Parmer	13	80	6.2	16	0
Scott	10	212	21.2	53t	3
Pritchard TM	8	103	12.9	38	0
Ziegler	8	59	7.4	19	0
S. Van Buren	4	28	7.0	18	0
O'Quinn TM	3	58	19.3	34	0
Armstrong	3	44	14.7	18	0
Pollard LG	3	35	11.7	18	0
Pollard TM	3	17	5.7	9	0
Sandifer	2	36	18.0	30t	1
Lindskog	0	21	---	21	0
Magee	0	7	---	7	0
<b>Eagles</b>	<b>120</b>	<b>1713</b>	<b>14.3</b>	<b>53t</b>	<b>17</b>
<b>Opponents</b>	<b>119</b>	<b>1748</b>	<b>14.7</b>	<b>53t</b>	<b>17</b>

INTs	No.	Yds	Avg	Lg	TD
Reagan	4	60	15.0	44	0
Armstrong	4	18	4.5	18	0
Craft	2	61	30.5	26	0
Pihos	2	30	15.0	30	0
Sutton	2	8	4.0	8	0
Sandifer	1	28	28.0	28	0
E. Van Buren	1	23	23.0	23	0
McHugh	1	19	19.0	19	0
Jarmoluk	1	9	9.0	9	0
<b>Eagles</b>	<b>18</b>	<b>256</b>	<b>14.2</b>	<b>49</b>	<b>0</b>
<b>Opponents</b>	<b>29</b>	<b>475</b>	<b>16.4</b>	<b>88t</b>	<b>2</b>

Punting	No.	Yds	Avg	Net	TB	Lg	B
Burk	67	2646	39.5	36.3	1	60	0
Reagan	10	367	36.7	36.7	0	48	0
<b>Eagles</b>	<b>77</b>	<b>3013</b>	<b>39.1</b>	<b>35.5</b>	<b>1</b>	<b>60</b>	<b>0</b>
<b>Opponents</b>	<b>70</b>	<b>3108</b>	<b>44.4</b>	<b>36.1</b>	<b>10</b>	<b>66</b>	<b>0</b>

Punt Returns	Ret	FC	Yds	Avg	Lg	TD
Pollard LG	18	na	148	8.2	23	0
Pollard TM	15	na	114	7.6	23	0
Sandifer	14	na	137	9.8	26	0
Pritchard TM	7	na	50	7.1	21	0
Scott	4	na	72	18.0	30	0
Craft	2	na	0	0.0	0	0
Grant	1	na	9	9.0	9	0
<b>Eagles</b>	<b>43</b>	<b>na</b>	<b>382</b>	<b>8.9</b>	<b>30</b>	<b>0</b>
<b>Opponents</b>	<b>34</b>	<b>na</b>	<b>261</b>	<b>7.7</b>	<b>71t</b>	<b>1</b>

Kickoff Returns	No.	Yds	Avg	Lg	TD
Pollard LG	19	464	24.4	45	0
Pollard TM	14	326	23.3	36	0
Sandifer	8	147	18.4	40	0
Scott	8	171	21.4	30	0
Pritchard TM	5	81	16.2	20	0
Walston	5	57	11.4	17	0
Pihos	3	40	13.3	20	0
Craft	2	53	26.5	38	0
Barnes	1	15	15.0	15	0
Cowhig	1	12	12.0	12	0
Kilroy	1	18	18.0	18	0
<b>Eagles</b>	<b>48</b>	<b>920</b>	<b>19.2</b>	<b>40</b>	<b>0</b>
<b>Opponents</b>	<b>42</b>	<b>923</b>	<b>22.0</b>	<b>38</b>	<b>0</b>



SCHEDULE & RESULTS (6-6)				
S-16	L	10-35	Cleveland	71,237
S-24	W	45-7	at Chicago Cardinals	24,914
O-07	W	56-20	Los Angeles	24,134
O-15	W	24-14	at Baltimore	14,413
O-22	W	17-10	at Pittsburgh	35,662
O-29	W	35-3	Washington	33,707
N-05	L	7-9	Pittsburgh	24,629
N-12	W	33-0	at Washington	29,407
N-19	L	10-14	Chicago Cardinals	28,368
N-26	L	3-7	at NY Giants	24,093
D-03	L	7-13	at Cleveland	37,490
D-10	L	7-9	New York Giants	26,440

TEAM STATS	EAGLES	OPP
<b>Total First Downs</b>	<b>231</b>	<b>141</b>
Rushing	142	66
Passing	79	65
Penalty	10	10
<b>3rd Down: Made/Att</b>	<b>na</b>	<b>na</b>
3rd Down Pct.	na	na
<b>4th Down: Made/Att</b>	<b>na</b>	<b>na</b>
4th Down Pct.	na	na
<b>Possession Avg.</b>	<b>na</b>	<b>na</b>
<b>Total Net Yards</b>	<b>4014</b>	<b>3049</b>
Avg. Per Game	334.5	254.1
Total Plays	866	668
Avg. Per Play	4.6	4.6
<b>Net Yards Rushing</b>	<b>2328</b>	<b>1603</b>
Avg. Per Game	194.0	133.6
Total Rushes	581	391
<b>Net Yards Passing</b>	<b>1686</b>	<b>1446</b>
Avg. Per Game	140.5	120.5
Sacked/Yards Lost	150	175
Gross Yards	1836	1621
Att./Completions	285/121	277/102
Completion Pct.	42.5	36.8
Had Intercepted	28	31
<b>Punts/Average</b>	<b>56/41.4</b>	<b>77/38.9</b>
<b>Net Punting Avg.</b>	<b>56/33.0</b>	<b>77/33.2</b>
<b>Penalties/Yards</b>	<b>63/612</b>	<b>73/590</b>
<b>Fumbles/Ball Lost</b>	<b>32/15</b>	<b>32/17</b>
<b>Touchdowns</b>	<b>33</b>	<b>17</b>
Rushing	13	5
Passing	15	10
Returns	5	2

Score By Periods	Q1	Q2	Q3	Q4	OT	Pts
Eagles	47	80	48	79	0	254
Opponents	43	20	57	21	0	141

Passing	Att	Cmp	Yds	Cmp%	Y/A	TD	TD%	Int	Int%	Lg	Sk/Lost	Rat
Thompson	239	107	1608	44.8	6.73	11	4.6	22	9.2	75	na/142	44.4
Mackrides	46	14	228	30.4	4.96	4	8.7	6	13.0	59	na/8	37.5
<b>Eagles</b>	<b>285</b>	<b>121</b>	<b>1836</b>	<b>42.5</b>	<b>6.44</b>	<b>15</b>	<b>5.3</b>	<b>28</b>	<b>9.8</b>	<b>75</b>	<b>na/150</b>	<b>42.3</b>
<b>Opponents</b>	<b>277</b>	<b>102</b>	<b>1621</b>	<b>36.8</b>	<b>5.85</b>	<b>10</b>	<b>3.6</b>	<b>31</b>	<b>11.2</b>	<b>69t</b>	<b>na/175</b>	<b>29.6</b>

Scoring	TD	Ru	Pa	Rt	PAT	FG	2Pt	Pts
Patton	0	0	0	0	32/33	8/17	0	56
Parmer	8	7	1	0			0	48
Pihos	6	0	6	0			0	36
Van Buren	4	4	0	0			0	24
Ferrante	3	0	3	0			0	18
Ledbetter	3	1	2	0			0	18
Ziegler	3	1	2	0			0	18
Armstrong	1	0	1	0			0	6
Craft	1	0	0	1			0	6
Green	1	0	0	1			0	6
Muha	1	0	0	1	0/0	0/5	0	6
Reagan	1	0	0	1			0	6
Willey	1	0	0	1			0	6
<b>Eagles</b>	<b>33</b>	<b>13</b>	<b>15</b>	<b>5</b>	<b>32/33</b>	<b>8/22</b>	<b>0</b>	<b>254</b>
<b>Opponents</b>	<b>17</b>	<b>5</b>	<b>10</b>	<b>2</b>	<b>15/16</b>	<b>8/18</b>	<b>0</b>	<b>141</b>

Rushing	No.	Yds	Avg	Lg	TD
Ziegler	172	733	4.3	52	1
Van Buren	188	629	3.3	41	4
Ledbetter	67	320	4.8	23	1
Parmer	60	203	3.4	27	7
Myers	29	159	5.5	42	0
Mackrides	21	82	3.9	18	0
Reagan	3	55	18.3	40	0
Craft	8	52	6.5	19	0
Scott	13	46	3.5	22	0
Thompson	15	34	2.3	7	0
Boedeker LG	8	16	2.0	8	0
McHugh	4	14	3.5	5	0
Sandifer LG	1	3	3.0	3	0
Sutton	1	1	1.0	1	0
<b>Eagles</b>	<b>581</b>	<b>2328</b>	<b>4.0</b>	<b>52</b>	<b>13</b>
<b>Opponents</b>	<b>391</b>	<b>1603</b>	<b>4.1</b>	<b>74</b>	<b>5</b>

Receiving	No.	Yds	Avg	Lg	TD
Pihos	38	447	11.8	43	6
Ferrante	35	588	16.8	75	3
Ziegler	13	216	16.6	48t	2
Myers	12	204	17.0	39	0
Armstrong	8	124	15.5	36	1
Parmer	6	103	17.2	59	1
Ledbetter	4	81	20.3	29	2
Van Buren	2	34	17.0	29	0
Hix	2	25	12.5	20	0
Craft	1	14	14.0	14	0
Boedeker LG	1	10	10.0	10	0
<b>Eagles</b>	<b>121</b>	<b>1836</b>	<b>15.2</b>	<b>75</b>	<b>15</b>
<b>Opponents</b>	<b>102</b>	<b>1621</b>	<b>15.9</b>	<b>69t</b>	<b>10</b>

INTs	No.	Yds	Avg	Lg	TD
Sutton	8	67	8.4	32	0
Craft	7	70	10.0	29	0
Reagan	4	132	33.0	47	1
McHugh	4	34	8.5	27	0
Armstrong	3	4	1.3	4	0
Muha	2	40	20.0	21	1
Sandifer LG	2	27	13.5	27	0
Willey	1	41	41.0	41t	1
Bednarik	1	9	9.0	9	0
Wojciechowicz	1	4	4.0	4	0
<b>Eagles</b>	<b>31</b>	<b>401</b>	<b>12.9</b>	<b>47</b>	<b>3</b>
<b>Opponents</b>	<b>28</b>	<b>289</b>	<b>10.3</b>	<b>36</b>	<b>1</b>

Punting	No.	Yds	Avg	Net	TB	Lg	B
Reagan	54	2270	42.0	34.2	3	68	0
Muha	2	48	24.0	24.0	0	48	1
<b>Eagles</b>	<b>56</b>	<b>2318</b>	<b>41.4</b>	<b>33.0</b>	<b>4</b>	<b>68</b>	<b>1</b>
<b>Opponents</b>	<b>77</b>	<b>2995</b>	<b>38.9</b>	<b>33.2</b>	<b>2</b>	<b>60</b>	<b>1</b>

Punt Returns	Ret	FC	Yds	Avg	Lg	TD
Craft	19	na	113	5.9	13	0
Sandifer LG	15	na	155	10.3	39	0
Sandifer TM	15	na	155	10.3	39	0
Sutton	9	na	75	8.3	14	0
Reagan	6	na	38	6.3	12	0
Boedeker LG	5	na	49	9.8	12	0
Ziegler	3	na	20	6.7	12	0
<b>Eagles</b>	<b>52</b>	<b>na</b>	<b>401</b>	<b>7.7</b>	<b>39</b>	<b>0</b>
<b>Opponents</b>	<b>32</b>	<b>na</b>	<b>392</b>	<b>12.3</b>	<b>82t</b>	<b>1</b>

Kickoff Returns	No.	Yds	Avg	Lg	TD
Craft	10	327	32.7	103t	1
Ziegler	10	204	20.4	28	0
Sandifer LG	5	108	21.6	36	0
Sandifer TM	4	89	22.3	36	0
Van Buren	5	110	22.0	26	0
McHugh	2	45	22.5	28	0
Muha	2	28	14.0	19	0
Myers	2	25	12.5	14	0
Boedeker LG	1	20	20.0	20	0
Green	1	14	14.0	14	0
Maronic	1	4	4.0	4	0
Sutton	1	21	21.0	21	0
<b>Eagles</b>	<b>38</b>	<b>867</b>	<b>22.8</b>	<b>103t</b>	<b>1</b>
<b>Opponents</b>	<b>38</b>	<b>834</b>	<b>21.9</b>	<b>58</b>	<b>0</b>



SCHEDULE & RESULTS (11-1)					
S-22	W	7-0	at NY Bulldogs	4,355	
O-03	W	22-14	at Detroit	20,163	
O-08	W	28-3	Chicago Cardinals	33,716	
O-16	L	21-38	at Chicago Bears	47,248	
O-23	W	49-14	Washington	28,602	
O-30	W	38-7	at Pittsburgh	37,840	
N-06	W	38-14	LA Rams	38,230	
N-13	W	44-21	at Washington	31,170	
N-20	W	42-0	NY Bulldogs	22,165	
N-27	W	34-17	Pittsburgh	22,191	
D-04	W	24-3	at NY Giants	25,446	
D-11	W	17-3	New York Giants	21,022	
<b>NFL CHAMPIONSHIP</b>					
D-18	W	14-0	at LA Rams	22,245	

TEAM STATS	EAGLES	OPP
<b>Total First Downs</b>	<b>243</b>	<b>148</b>
Rushing	143	60
Passing	87	68
Penalty	13	20
<b>3rd Down: Made/Att</b>	<b>na</b>	<b>na</b>
3rd Down Pct.	na	na
<b>4th Down: Made/Att</b>	<b>na</b>	<b>na</b>
4th Down Pct.	na	na
<b>Possession Avg.</b>	<b>na</b>	<b>na</b>
<b>Total Net Yards</b>	<b>4448</b>	<b>2467</b>
Avg. Per Game	370.7	205.6
Total Plays	883	656
Avg. Per Play	5.0	3.8
<b>Net Yards Rushing</b>	<b>2607</b>	<b>1217</b>
Avg. Per Game	217.3	101.4
Total Rushes	632	353
<b>Net Yards Passing</b>	<b>1824</b>	<b>1248</b>
Avg. Per Game	152.0	104.0
Sacked/Yards Lost	85	359
Gross Yards	1909	1607
Att./Completions	251/130	303/121
Completion Pct.	51.8	39.9
Had Intercepted	14	29
<b>Punts/Average</b>	<b>53/40.8</b>	<b>81/38.6</b>
<b>Net Punting Avg.</b>	<b>53/31.3</b>	<b>81/30.5</b>
<b>Penalties/Yards</b>	<b>81/729</b>	<b>62/533</b>
<b>Fumbles/Ball Lost</b>	<b>29/12</b>	<b>30/14</b>
<b>Touchdowns</b>	<b>48</b>	<b>17</b>
Rushing	25	5
Passing	18	11
Returns	5	1

Score By Periods	Q1	Q2	Q3	Q4	OT	Pts
Eagles	72	122	98	72	0	364
Opponents	48	24	31	31	0	134

Passing	Att	Cmp	Yds	Cmp%	Y/A	TD	TD%	Int	Int%	Lg	Sk/Lost	Rat
Thompson	214	116	1727	54.2	8.07	16	7.5	11	5.1	75t	na/73	84.4
Mackrides	36	14	182	38.9	5.06	2	5.6	2	5.6	37	na/12	34.5
Pritchard	1	0	0	0.0	0.00	0	0.0	1	100.0	0	0/0	0.0
<b>Eagles</b>	<b>251</b>	<b>130</b>	<b>1909</b>	<b>51.8</b>	<b>7.61</b>	<b>18</b>	<b>7.2</b>	<b>14</b>	<b>5.6</b>	<b>75t</b>	<b>na/85</b>	<b>77.6</b>
<b>Opponents</b>	<b>303</b>	<b>121</b>	<b>1607</b>	<b>39.9</b>	<b>5.30</b>	<b>11</b>	<b>3.6</b>	<b>29</b>	<b>9.6</b>	<b>63t</b>	<b>na/359</b>	<b>30.0</b>

Scoring	TD	Ru	Pa	Rt	PAT	FG	2Pt	Pts
Van Buren	12	11	1	0			0	72
Patton	0	0	0	0	42/43	9/18	0	69
Armstrong	5	0	5	0			0	30
Ferrante	5	0	5	0			0	30
Parmer	5	5	0	0			0	30
Pritchard	5	3	2	0			0	30
Pihos	4	0	4	0			0	24
Scott	3	1	1	1			0	18
Thompson	2	2	0	0			0	12
Muha	1	0	0	1	5/5	0/1	0	11
Craft	1	0	0	1			0	6
Mackrides	1	1	0	0			0	6
McHugh	1	0	0	1			0	6
Myers	1	1	0	0			0	6
Reagan	1	0	0	1			0	6
Ziegler	1	1	0	0			0	6
Gianelli (s)	0	0	0	0			0	2
<b>Eagles</b>	<b>48</b>	<b>25</b>	<b>18</b>	<b>5</b>	<b>47/48</b>	<b>9/19</b>	<b>0</b>	<b>364</b>
<b>Opponents</b>	<b>17</b>	<b>5</b>	<b>11</b>	<b>1</b>	<b>17/17</b>	<b>5/8</b>	<b>0</b>	<b>134</b>

Rushing	No.	Yds	Avg	Lg	TD
Van Buren	263	1146	4.4	41	11
Pritchard	84	506	6.0	77t	3
Ziegler	84	283	3.4	41	1
Parmer	66	234	3.5	34	5
Scott	40	195	4.9	39	1
Myers	48	182	3.8	12	1
Muha	3	19	6.3	13	0
Mackrides	14	17	1.2	17	1
Thompson	15	17	1.1	5	2
Craft	11	5	0.5	6	0
McHugh	2	5	2.5	5	0
Kish	2	-2	-1.0	0	0
<b>Eagles</b>	<b>632</b>	<b>2607</b>	<b>4.1</b>	<b>77t</b>	<b>25</b>
<b>Opponents</b>	<b>353</b>	<b>1217</b>	<b>3.4</b>	<b>54t</b>	<b>5</b>

Receiving	No.	Yds	Avg	Lg	TD
Ferrante	34	508	14.9	64t	5
Pihos	34	484	14.2	49	4
Armstrong	24	271	11.3	45t	5
Pritchard	8	185	23.1	75t	2
Scott	8	148	18.5	70t	1
Myers	7	98	14.0	26	0
Parmer	5	33	6.6	30	0
Van Buren	4	88	22.0	50t	1
Ziegler	3	33	11.0	24	0
Craft	1	37	37.0	37	0
Humbert	1	14	14.0	14	0
Muha	1	10	10.0	10	0
<b>Eagles</b>	<b>130</b>	<b>1909</b>	<b>14.7</b>	<b>75t</b>	<b>18</b>
<b>Opponents</b>	<b>121</b>	<b>1607</b>	<b>13.3</b>	<b>63t</b>	<b>11</b>

INTs	No.	Yds	Avg	Lg	TD
Reagan	7	146	20.9	52	0
Humbert	7	69	9.9	37	0
McHugh	6	89	14.8	36	1
Muha	2	31	15.5	28t	1
Wojciechowicz	2	26	13.0	16	0
Parmer	2	12	6.0	12	0
Craft	1	17	17.0	17	0
Ziegler	1	16	16.0	16	0
Jarmoluk LG	1	3	3.0	3	0
Jarmoluk TM	1	3	3.0	3	0
<b>Eagles</b>	<b>29</b>	<b>409</b>	<b>14.1</b>	<b>52</b>	<b>2</b>
<b>Opponents</b>	<b>14</b>	<b>241</b>	<b>17.2</b>	<b>54t</b>	<b>1</b>

Punting	No.	Yds	Avg	Net	TB	Lg	B
Muha	45	1800	40.0	31.2	6	59	0
Reagan	8	362	45.3	37.6	0	63	0
<b>Eagles</b>	<b>53</b>	<b>2162</b>	<b>40.8</b>	<b>31.3</b>	<b>6</b>	<b>63</b>	<b>0</b>
<b>Opponents</b>	<b>81</b>	<b>3127</b>	<b>38.6</b>	<b>30.5</b>	<b>4</b>	<b>64</b>	<b>5</b>

Punt Returns	Ret	FC	Yds	Avg	Lg	TD
Reagan	21	na	266	12.7	42	1
Pritchard	13	na	99	7.6	23	0
Scott	5	na	114	22.8	70t	1
Craft	3	na	50	16.7	19	0
McHugh	3	na	26	8.7	20	0
Ziegler	2	na	20	10.0	10	0
Muha	1	na	2	2.0	2	0
<b>Eagles</b>	<b>48</b>	<b>na</b>	<b>577</b>	<b>12.0</b>	<b>70t</b>	<b>2</b>
<b>Opponents</b>	<b>36</b>	<b>na</b>	<b>384</b>	<b>10.7</b>	<b>49</b>	<b>0</b>

Kickoff Returns	No.	Yds	Avg	Lg	TD
Van Buren	12	288	24.0	35	0
Pritchard	5	99	19.8	36	0
Green	2	33	16.5	18	0
Myers	2	27	13.5	21	0
Muha	1	20	20.0	20	0
Pihos	1	0	0.0	0	0
Scott	1	54	54.0	54	0
Ziegler	1	21	21.0	21	0
<b>Eagles</b>	<b>25</b>	<b>542</b>	<b>21.7</b>	<b>54</b>	<b>0</b>
<b>Opponents</b>	<b>53</b>	<b>1087</b>	<b>20.5</b>	<b>40</b>	<b>0</b>





SCHEDULE & RESULTS (9-2-1)					
S-24	L	14-21	at Chicago Cardinals	24,159	
O-03	T	28-28	at LA Rams	24,597	
O-10	W	45-0	New York Giants	22,804	
O-17	W	45-0	at Washington	35,580	
O-24	W	12-7	Chicago Bears	36,227	
O-31	W	34-7	at Pittsburgh	32,859	
N-07	W	35-14	at NY Giants	24,983	
N-14	W	45-0	Boston Yanks	22,958	
N-21	W	42-21	Washington	36,254	
N-28	W	17-0	Pittsburgh	22,001	
D-05	L	14-37	at Boston	9,652	
D-12	W	45-21	Detroit	15,322	
<b>NFL CHAMPIONSHIP</b>					
D-19	W	7-0	Chicago Cardinals	28,864	

TEAM STATS	EAGLES	OPP
<b>Total First Downs</b>	<b>241</b>	<b>158</b>
Rushing	119	62
Passing	99	83
Penalty	23	13
<b>3rd Down: Made/Att</b>	<b>na</b>	<b>na</b>
3rd Down Pct.	na	na
<b>4th Down: Made/Att</b>	<b>na</b>	<b>na</b>
4th Down Pct.	na	na
<b>Possession Avg.</b>	<b>na</b>	<b>na</b>
<b>Total Net Yards</b>	<b>4577</b>	<b>2967</b>
Avg. Per Game	381.4	247.3
Total Plays	829	714
Avg. Per Play	5.5	4.2
<b>Net Yards Rushing</b>	<b>2378</b>	<b>1209</b>
Avg. Per Game	198.2	100.8
Total Rushes	528	376
<b>Net Yards Passing</b>	<b>2167</b>	<b>1749</b>
Avg. Per Game	180.6	145.8
Sacked/Yards Lost	74	202
Gross Yards	2241	1951
Att./Completions	301/159	338/139
Completion Pct.	52.8	41.1
Had Intercepted	16	23
<b>Punts/Average</b>	<b>62/45.9</b>	<b>88/38.8</b>
<b>Net Punting Avg.</b>	<b>62/38.0</b>	<b>88/31.3</b>
<b>Penalties/Yards</b>	<b>86/773</b>	<b>87/860</b>
<b>Fumbles/Ball Lost</b>	<b>35/18</b>	<b>33/16</b>
<b>Touchdowns</b>	<b>50</b>	<b>22</b>
Rushing	21	5
Passing	27	14
Returns	2	3

Score By Periods	Q1	Q2	Q3	Q4	OT	Pts
Eagles	83	121	73	99	0	376
Opponents	17	56	28	55	0	156

Passing	Att	Cmp	Yds	Cmp%	Y/A	TD	TD%	Int	Int%	Lg	Sk/Lost	Rat
Thompson	246	141	1965	57.3	7.99	25	10.2	11	4.5	70t	na/74	98.4
Mackrides	53	18	276	34.0	5.21	2	3.8	4	7.5	28	0/0	25.1
Steele	1	0	0	0.0	0.00	0	0.0	1	100.0	0	0/0	0.0
Van Buren	1	0	0	0.0	0.00	0	0.0	0	0.0	0	0/0	39.6
<b>Eagles</b>	<b>301</b>	<b>159</b>	<b>2241</b>	<b>52.8</b>	<b>7.45</b>	<b>27</b>	<b>9.0</b>	<b>16</b>	<b>5.3</b>	<b>70t</b>	<b>na/74</b>	<b>84.9</b>
<b>Opponents</b>	<b>338</b>	<b>139</b>	<b>1951</b>	<b>41.1</b>	<b>5.77</b>	<b>14</b>	<b>4.1</b>	<b>23</b>	<b>6.8</b>	<b>83</b>	<b>na/202</b>	<b>45.9</b>

Scoring	TD	Ru	Pa	Rt	PAT	FG	2Pt	Pts
Patton	0	0	0	0	50/50	8/12	0	74
Pihos	11	0	11	0			0	66
Van Buren	10	10	0	0			0	60
Pritchard	8	4	2	2			0	48
Ferrante	7	0	7	0			0	42
Armstrong	3	0	3	0			0	18
Parmer	3	3	0	0			0	18
Craft	2	0	2	0			0	12
Steele	2	1	1	0			0	12
Kish	1	1	0	0			0	6
Muha	1	0	1	0	0/0	0/5	0	6
Myers	1	1	0	0			0	6
Thompson	1	1	0	0			0	6
Barnes (s)	0	0	0	0			0	2
<b>Eagles</b>	<b>50</b>	<b>21</b>	<b>27</b>	<b>2</b>	<b>50/50</b>	<b>8/17</b>	<b>0</b>	<b>376</b>
<b>Opponents</b>	<b>22</b>	<b>5</b>	<b>14</b>	<b>3</b>	<b>21/21</b>	<b>1/5</b>	<b>0</b>	<b>156</b>

Rushing	No.	Yds	Avg	Lg	TD
Van Buren	201	945	4.7	29	10
Pritchard	117	517	4.4	65t	4
Doss	62	193	3.1	18	0
Parmer	30	167	5.6	42t	3
Myers	21	118	5.6	29t	1
Kish	10	106	10.6	66t	1
Steele	13	99	7.6	56	1
Muha	25	90	3.6	14	0
Craft	13	67	5.2	23	0
Thompson	12	46	3.8	13	1
Steinke	5	17	3.4	8	0
McHugh	4	12	3.0	5	0
Mackrides	7	4	0.6	9	0
Pihos	8	-3	-4	5	0
<b>Eagles</b>	<b>528</b>	<b>2378</b>	<b>4.5</b>	<b>66t</b>	<b>21</b>
<b>Opponents</b>	<b>376</b>	<b>1209</b>	<b>3.2</b>	<b>40</b>	<b>5</b>

Receiving	No.	Yds	Avg	Lg	TD
Pihos	46	766	16.7	48	11
Ferrante	28	444	15.9	66t	7
Pritchard	27	252	9.3	34t	2
Armstrong	24	325	13.5	33	3
Van Buren	10	96	9.6	34	0
Doss	8	96	12.0	30	0
Myers	7	57	8.1	31	0
Craft	4	138	34.5	70t	2
Steele	2	43	21.5	32t	1
Muha	2	22	11.0	20t	1
Humbert	1	2	2.0	2	0
<b>Eagles</b>	<b>159</b>	<b>2241</b>	<b>14.1</b>	<b>70t</b>	<b>27</b>
<b>Opponents</b>	<b>139</b>	<b>1951</b>	<b>14.0</b>	<b>83</b>	<b>14</b>

INTs	No.	Yds	Avg	Lg	TD
Steele	6	55	9.2	33	0
Humbert	4	35	8.8	20	0
Kish	3	32	10.7	22	0
Van Buren	2	32	16.0	20	0
Armstrong	2	30	15.0	19	0
McHugh	2	27	13.5	15	0
Myers	2	9	4.5	8	0
Parmer	1	6	6.0	6	0
Wojciechowicz	1	2	2.0	2	0
<b>Eagles</b>	<b>23</b>	<b>228</b>	<b>9.9</b>	<b>33</b>	<b>0</b>
<b>Opponents</b>	<b>16</b>	<b>257</b>	<b>16.1</b>	<b>89t</b>	<b>2</b>

Punting	No.	Yds	Avg	Net	TB	Lg	B
Muha	57	2694	47.3	40.2	4	82	0
Palmer	4	148	37.0	37.0	0	47	0
Johnson	1	5	5.0	5.0	0	5	1
<b>Eagles</b>	<b>62</b>	<b>2847</b>	<b>45.9</b>	<b>38.0</b>	<b>4</b>	<b>82</b>	<b>1</b>
<b>Opponents</b>	<b>88</b>	<b>3412</b>	<b>38.8</b>	<b>31.3</b>	<b>5</b>	<b>66</b>	<b>0</b>

Punt Returns	Ret	FC	Yds	Avg	Lg	TD
Pritchard	24	na	282	11.8	55t	1
McHugh	18	na	220	12.2	55	0
Craft	3	na	32	10.7	17	0
Humbert	2	na	7	3.5	7	0
Doss	1	na	0	0.0	0	0
Kish	1	na	0	0.0	0	0
Palmer	1	na	8	8.0	8	0
Steele	1	na	5	5.0	5	0
<b>Eagles</b>	<b>51</b>	<b>na</b>	<b>554</b>	<b>10.9</b>	<b>55t</b>	<b>1</b>
<b>Opponents</b>	<b>38</b>	<b>na</b>	<b>411</b>	<b>10.8</b>	<b>38</b>	<b>0</b>

Kickoff Returns	No.	Yds	Avg	Lg	TD
Van Buren	14	292	20.9	34	0
Pritchard	9	249	27.7	50	0
Green	2	24	12.0	21	0
Steele	2	30	15.0	20	0
Doss	1	26	26.0	26	0
Palmer	1	20	20.0	20	0
Parmer	1	14	14.0	14	0
Pihos	1	9	9.0	9	0
Steinke	1	17	17.0	17	0
<b>Eagles</b>	<b>32</b>	<b>681</b>	<b>21.3</b>	<b>50</b>	<b>0</b>
<b>Opponents</b>	<b>48</b>	<b>990</b>	<b>20.6</b>	<b>48</b>	<b>0</b>



SCHEDULE & RESULTS (8-4)				
S-28	W	45-42	Washington	35,406
O-05	W	23-0	NY Giants	29,823
O-12	L	7-40	at Chicago Bears	34,338
O-19	L	24-35	at Pittsburgh	33,538
O-26	W	14-7	LA Rams	36,364
N-02	W	38-14	at Washington	36,591
N-09	W	41-24	at NY Giants	29,016
N-16	W	32-0	Boston Yanks	26,498
N-23	L	14-21	at Boston Yanks	15,628
N-30	W	21-0	Pittsburgh	37,218
D-07	L	21-45	Chicago Cardinals	32,322
D-14	W	28-14	Green Bay	24,216
<b>NFC DIVISIONAL PLAYOFF</b>				
D-21	W	21-0	at Pittsburgh	35,729
<b>NFL CHAMPIONSHIP</b>				
D-28	L	21-28	at Chicago Cardinals	30,759

TEAM STATS	EAGLES	OPP
<b>Total First Downs</b>	<b>203</b>	<b>188</b>
Rushing	109	75
Passing	68	86
Penalty	26	27
<b>3rd Down: Made/Att</b>	<b>na</b>	<b>na</b>
3rd Down Pct.	na	na
<b>4th Down: Made/Att</b>	<b>na</b>	<b>na</b>
4th Down Pct.	na	na
<b>Possession Avg.</b>	<b>na</b>	<b>na</b>
<b>Total Net Yards</b>	<b>3625</b>	<b>3579</b>
Avg. Per Game	302.1	298.3
Total Plays	697	714
Avg. Per Play	5.2	5.0
<b>Net Yards Rushing</b>	<b>1971</b>	<b>1329</b>
Avg. Per Game	164.3	110.8
Total Rushes	474	380
<b>Net Yards Passing</b>	<b>1626</b>	<b>2220</b>
Avg. Per Game	135.5	185.0
Sacked/Yards Lost	na/135	na/190
Gross Yards	1761	2410
Att./Completions	223/116	334/151
Completion Pct.	52.0	45.2
Had Intercepted	19	23
<b>Punts/Average</b>	<b>63/42.3</b>	<b>70/38.4</b>
<b>Net Punting Avg.</b>	<b>63/36.2</b>	<b>71/27.9</b>
<b>Penalties/Yards</b>	<b>92/848</b>	<b>110/1017</b>
<b>Fumbles/Ball Lost</b>	<b>37/14</b>	<b>28/13</b>
<b>Touchdowns</b>	<b>43</b>	<b>34</b>
Rushing	21	12
Passing	18	19
Returns	4	3

Score By Periods	Q1	Q2	Q3	Q4	OT	Pts
Eagles	88	66	82	72	0	308
Opponents	27	63	47	105	0	242

Passing	Att	Cmp	Yds	Cmp%	Y/A	TD	TD%	Int	Int%	Lg	Sk/Lost	Rat
Thompson	201	106	1680	52.7	8.36	16	8.0	15	7.5	69t	na	76.3
Mackrides	17	8	58	47.1	3.41	2	11.8	3	17.6	15	na	55.1
Sherman	5	2	23	40.0	4.60	0	0.0	1	20.0	13	na	15.0
<b>Eagles</b>	<b>223</b>	<b>116</b>	<b>1761</b>	<b>52.0</b>	<b>7.90</b>	<b>18</b>	<b>8.1</b>	<b>19</b>	<b>8.5</b>	<b>69t</b>	<b>na/135</b>	<b>69.7</b>
<b>Opponents</b>	<b>334</b>	<b>151</b>	<b>2410</b>	<b>45.2</b>	<b>7.22</b>	<b>19</b>	<b>5.7</b>	<b>23</b>	<b>6.9</b>	<b>74t</b>	<b>na/190</b>	<b>60.1</b>

Scoring	TD	Ru	Pa	Rt	PAT	FG	2Pt	Pts
Van Buren	14	13	0	1			0	84
Pihos	8	0	7	1			0	48
Patton	0	0	0	0	36/40	3/14	0	45
Ferrante	4	0	4	0			0	24
Pritchard	4	1	3	0			0	24
Muha	2	1	0	1	0/0	1/5	0	15
Armstrong	2	0	2	0			0	12
McHugh	2	1	0	1			0	12
Thompson	2	2	0	0			0	12
Craft	1	0	1	0			0	6
Mackrides	1	1	0	0			0	6
Sherman	1	1	0	0			0	6
Steele	1	1	0	0			0	6
Steinke	1	0	1	0			0	6
Kekeris	0	0	0	0	2/3	0/1	0	2
<b>Eagles</b>	<b>43</b>	<b>21</b>	<b>18</b>	<b>4</b>	<b>38/43</b>	<b>4/20</b>	<b>0</b>	<b>308</b>
<b>Opponents</b>	<b>34</b>	<b>12</b>	<b>19</b>	<b>3</b>	<b>32/34</b>	<b>2/10</b>	<b>0</b>	<b>242</b>

Rushing	No.	Yds	Avg	Lg	TD
Van Buren	217	1008	4.6	45	13
Pritchard	69	294	4.3	31	1
McHugh	22	171	7.8	41	1
Steele	26	138	5.3	49	1
Muha	27	107	4.0	28t	1
Macioszczyk	30	104	3.5	11	0
Thompson	23	52	2.3	16	2
Steinke	16	50	3.1	15	0
Doss	11	45	4.1	20	0
Sherman	17	17	1.0	16	1
Hinkle	1	2	2.0	2	0
Craft	5	-1	-0.2	4	0
Kish	3	-1	-0.3	1	0
Mackrides	7	-15	-2.1	2t	1
<b>Eagles</b>	<b>474</b>	<b>1971</b>	<b>4.2</b>	<b>49</b>	<b>21</b>
<b>Opponents</b>	<b>380</b>	<b>1329</b>	<b>3.5</b>	<b>47</b>	<b>12</b>

Receiving	No.	Yds	Avg	Lg	TD
Pihos	23	382	16.6	66t	7
Ferrante	18	341	18.9	54t	4
Armstrong	17	197	11.6	46	2
Pritchard	16	315	19.7	69t	3
Humbert	13	139	10.7	19	0
Van Buren	9	79	8.8	35	0
Steinke	4	90	22.5	60t	1
Steele	4	62	15.5	44	0
Macioszczyk	3	20	6.7	8	0
Craft	2	66	33.0	34	1
Doss	2	17	8.5	19	0
McHugh	2	16	8.0	10	0
Prescott	1	15	15.0	15	0
Kish	1	12	12.0	12	0
Muha	1	10	10.0	10	0
<b>Eagles</b>	<b>116</b>	<b>1761</b>	<b>15.2</b>	<b>69t</b>	<b>18</b>
<b>Opponents</b>	<b>151</b>	<b>2410</b>	<b>16.0</b>	<b>74t</b>	<b>19</b>

INTs	No.	Yds	Avg	Lg	TD
Steele	6	103	17.2	42	0
McHugh	3	52	17.3	48	0
Prescott	3	5	1.7	5	0
Doss	2	31	15.5	23	0
Humbert	2	12	6.0	12	0
Kish	1	37	37.0	37	0
Steinke	1	17	17.0	17	0
Lindskog	1	15	15.0	15	0
Pritchard	1	12	12.0	12	0
Wojciechowicz	1	3	3.0	3	0
Craft	1	0	0.0	0	0
Van Buren	1	0	0.0	0	0
<b>Eagles</b>	<b>23</b>	<b>287</b>	<b>12.5</b>	<b>48</b>	<b>0</b>
<b>Opponents</b>	<b>19</b>	<b>236</b>	<b>12.4</b>	<b>59t</b>	<b>2</b>

Punting	No.	Yds	Avg	Net	TB	Lg	B
Muha	53	2303	43.5	38.2	2	75	0
Kish	8	301	37.6	37.6	0	47	0
Pritchard	2	64	32.0	32.0	0	36	0
<b>Eagles</b>	<b>63</b>	<b>2668</b>	<b>42.3</b>	<b>36.2</b>	<b>2</b>	<b>75</b>	<b>0</b>
<b>Opponents</b>	<b>70</b>	<b>2690</b>	<b>38.4</b>	<b>27.9</b>	<b>1</b>	<b>74</b>	<b>1</b>

Punt Returns	Ret	FC	Yds	Avg	Lg	TD
Pritchard	24	na	271	11.3	30	0
Steele	11	na	183	16.6	42	0
McHugh	10	na	156	15.6	69t	1
Steinke	6	na	69	11.5	30	0
Craft	1	na	5	5.0	5	0
Pihos	1	na	26	26.0	26t	1
Sears	1	na	6	6.0	6	0
<b>Eagles</b>	<b>54</b>	<b>na</b>	<b>716</b>	<b>13.3</b>	<b>69t</b>	<b>2</b>
<b>Opponents</b>	<b>32</b>	<b>na</b>	<b>350</b>	<b>10.9</b>	<b>23</b>	<b>0</b>

Kickoff Returns	No.	Yds	Avg	Lg	TD
Van Buren	13	382	29.4	95t	1
Pritchard	8	148	18.5	27	0
Ferrante	7	99	14.1	34	0
Armstrong	3	38	12.7	15	0
McHugh	3	50	16.7	30	0
Muha	3	55	18.3	24	0
Macioszczyk	2	36	18.0	18	0
Steele	2	17	8.5	14	0
Kish	1	10	10.0	10	0
Pihos	1	17	17.0	17	0
Steinke	1	2	2.0	2	0
<b>Eagles</b>	<b>44</b>	<b>854</b>	<b>19.4</b>	<b>95t</b>	<b>1</b>
<b>Opponents</b>	<b>49</b>	<b>989</b>	<b>20.2</b>	<b>94t</b>	<b>1</b>



SCHEDULE & RESULTS (6-5)				
S-29	W	25-14	at LA Rams	30,500
O-06	W	49-25	Boston Yanks	33,986
O-13	L	7-19	Green Bay	36,127
O-20	L	14-21	at Chicago Bears	41,221
O-27	W	28-24	at Washington	33,691
N-03	W	24-14	NY Giants	40,059
N-10	L	17-45	at NY Giants	60,874
N-17	L	7-10	at Pittsburgh	38,882
N-24	L	10-27	Washington	36,633
D-01	W	10-7	Pittsburgh	29,943
D-08	W	40-14	at Boston Yanks	29,555

TEAM STATS	EAGLES	OPP				
<b>Total First Downs</b>	<b>154</b>	<b>145</b>				
Rushing	73	71				
Passing	69	56				
Penalty	12	18				
<b>3rd Down: Made/Att</b>	<b>na</b>	<b>na</b>				
3rd Down Pct.	na	na				
<b>4th Down: Made/Att</b>	<b>na</b>	<b>na</b>				
4th Down Pct.	na	na				
<b>Possession Avg.</b>	<b>na</b>	<b>na</b>				
<b>Total Net Yards</b>	<b>2917</b>	<b>2490</b>				
Avg. Per Game	265.2	226.4				
Total Plays	640	638				
Avg. Per Play	4.6	3.9				
<b>Net Yards Rushing</b>	<b>1263</b>	<b>1123</b>				
Avg. Per Game	114.8	102.1				
Total Rushes	423	418				
<b>Net Yards Passing</b>	<b>1641</b>	<b>1360</b>				
Avg. Per Game	149.2	123.6				
Sacked/Yards Lost	na	na				
Gross Yards	na	na				
Att./Completions	217/116	220/95				
Completion Pct.	53.5	43.2				
Had Intercepted	20	26				
<b>Punts/Average</b>	<b>57/38.2</b>	<b>64/40.3</b>				
<b>Net Punting Avg.</b>	<b>57/32.0</b>	<b>65/31.5</b>				
<b>Penalties/Yards</b>	<b>86/769</b>	<b>91/817</b>				
<b>Fumbles/Ball Lost</b>	<b>54/27</b>	<b>36/18</b>				
<b>Touchdowns</b>	<b>29</b>	<b>30</b>				
Rushing	12	16				
Passing	14	11				
Returns	3	3				
<b>Score By Periods</b>	<b>Q1</b>	<b>Q2</b>	<b>Q3</b>	<b>Q4</b>	<b>OT</b>	<b>Pts</b>
Eagles	54	58	61	58	0	231
Opponents	57	59	48	56	0	220

Passing	Att	Cmp	Yds	Cmp%	Y/A	TD	TD%	Int	Int%	Lg	Sk/Lost	Rat
Thompson	103	57	745	55.3	7.23	6	5.8	9	8.7	45t	na	61.3
Zimmerman	79	41	597	51.9	7.56	4	5.1	8	10.1	59t	na	54.1
Sherman	33	17	264	51.5	8.00	4	12.1	3	9.1	53	na	80.1
Pritchard	1	0	0	0.0	0.00	0	0.0	0	0.0	0	na	39.6
Van Buren	1	1	35	100.0	35.00	0	0.0	0	0.0	35	na	118.8
<b>Eagles</b>	<b>217</b>	<b>116</b>	<b>1641</b>	<b>53.5</b>	<b>7.56</b>	<b>14</b>	<b>6.5</b>	<b>20</b>	<b>9.2</b>	<b>59t</b>	<b>na</b>	<b>61.2</b>
<b>Opponents</b>	<b>220</b>	<b>95</b>	<b>1360</b>	<b>43.2</b>	<b>6.18</b>	<b>11</b>	<b>5.0</b>	<b>26</b>	<b>11.8</b>	<b>62t</b>	<b>na</b>	<b>40.9</b>

Scoring	TD	Ru	Pa	Rt	PAT	FG	2Pt	Pts
Lio	1	0	0	1	27/27	6/11	0	51
Pritchard	6	3	3	0			0	36
Van Buren	6	5	0	1			0	36
Ferrante	4	0	4	0			0	24
Steinke	4	1	2	1			0	24
Humbert	3	0	3	0			0	18
Zimmerman	1	1	0	0	2/2	2/4	0	14
Cabrelli	1	0	1	0			0	6
Castiglia	1	1	0	0			0	6
Kuczynski	1	0	1	0			0	6
Steele	1	1	0	0			0	6
McDowell (s)	0	0	0	0			0	2
Murtha (s)	0	0	0	0			0	2
<b>Eagles</b>	<b>29</b>	<b>12</b>	<b>14</b>	<b>3</b>	<b>29/29</b>	<b>8/15</b>	<b>0</b>	<b>231</b>
<b>Opponents</b>	<b>30</b>	<b>16</b>	<b>11</b>	<b>3</b>	<b>26/28</b>	<b>4/10</b>	<b>0</b>	<b>220</b>

Rushing	No.	Yds	Avg	Lg	TD
Van Buren	116	529	4.6	58	5
Pritchard	42	218	5.2	68t	3
Steinke	38	154	4.1	40	1
Craft	27	108	4.0	24	0
Steele	31	108	3.5	43	1
Castiglia	39	87	2.2	14	1
Zimmerman	23	43	1.9	12	1
Muha	12	41	3.4	16	0
Hinkle	18	33	1.8	8	0
Kmetovic	5	30	6.0	27	0
Kish	6	13	2.2	4	0
Ormsbee	4	12	3.0	11	0
Sherman	21	8	0.4	12	0
Humbert	1	2	2.0	2	0
Bleeker	6	-7	-1.2	6	0
Thompson	34	-116	-3.4	6	0
<b>Eagles</b>	<b>423</b>	<b>1263</b>	<b>3.0</b>	<b>68t</b>	<b>12</b>
<b>Opponents</b>	<b>418</b>	<b>1123</b>	<b>2.7</b>	<b>72</b>	<b>16</b>

Receiving	No.	Yds	Avg	Lg	TD
Ferrante	28	451	16.1	48t	4
Humbert	18	191	10.6	22	3
Pritchard	14	309	22.1	59t	3
Castiglia	11	51	4.6	23	0
Cabrelli	8	98	12.3	38t	1
Van Buren	6	75	12.5	33	0
Steinke	5	107	21.4	32	2
Steele	5	69	13.8	24	0
Kmetovic	4	68	17.0	38	0
Craft	4	48	12.0	35	0
Smeja	3	45	15.0	17	0
Bleeker	3	29	9.7	20	0
Kish	3	16	5.3	7	0
Krieger	2	47	23.5	35	0
McDowell	1	28	28.0	28	0
Kuczynski	1	9	9.0	9t	1
<b>Eagles</b>	<b>116</b>	<b>1641</b>	<b>14.1</b>	<b>59t</b>	<b>14</b>
<b>Opponents</b>	<b>95</b>	<b>1360</b>	<b>14.3</b>	<b>62t</b>	<b>11</b>

INTs	No.	Yds	Avg	Lg	TD
Steinke	6	72	12.0	52t	1
Craft	3	105	35.0	49	0
Steele	3	69	23.0	30	0
Zimmerman	3	58	19.3	31	0
Pritchard	3	7	2.3	4	0
Hinkle	2	37	18.5	34	0
Wistert	1	27	27.0	27	0
Kish	1	13	13.0	13	0
Lindskog	1	10	10.0	10	0
Muha	1	8	8.0	8	0
Maronic	1	7	7.0	7	0
Kilroy	1	0	0.0	0	0
<b>Eagles</b>	<b>26</b>	<b>413</b>	<b>15.9</b>	<b>52t</b>	<b>1</b>
<b>Opponents</b>	<b>20</b>	<b>380</b>	<b>19.0</b>	<b>44</b>	<b>1</b>

Punting	No.	Yds	Avg	Net	TB	Lg	B
Zimmerman	23	890	38.7	38.7	0	52	0
Muha	22	843	38.3	37.8	0	64	0
Pritchard	7	242	34.6	34.6	0	64	0
Kish	4	163	40.8	40.8	0	50	0
Van Buren	1	41	41.0	41.0	0	41	0
<b>Eagles</b>	<b>57</b>	<b>2179</b>	<b>38.2</b>	<b>32.0</b>	<b>0</b>	<b>64</b>	<b>0</b>
<b>Opponents</b>	<b>64</b>	<b>2577</b>	<b>40.3</b>	<b>31.5</b>	<b>3</b>	<b>69</b>	<b>1</b>

Punt Returns	Ret	FC	Yds	Avg	Lg	TD
Pritchard	12	na	166	13.8	42	0
Steele	9	na	82	9.1	18	0
Steinke	8	na	116	14.5	27	0
Van Buren	5	na	89	17.8	50t	1
Craft	4	na	47	11.8	16	0
Hinkle	1	na	4	4.0	4	0
<b>Eagles</b>	<b>39</b>	<b>na</b>	<b>504</b>	<b>12.9</b>	<b>50t</b>	<b>1</b>
<b>Opponents</b>	<b>30</b>	<b>na</b>	<b>356</b>	<b>11.9</b>	<b>38</b>	<b>0</b>

Kickoff Returns	No.	Yds	Avg	Lg	TD
Van Buren	11	319	29.0	63	0
Pritchard	8	164	20.5	42	0
Steele	8	120	15.0	31	0
Craft	4	86	21.5	28	0
Steinke	3	92	30.7	56	0
Castiglia	1	17	17.0	17	0
Gude	1	0	0.0	0	0
Hinkle	1	25	25.0	25	0
Humbert	1	18	18.0	18	0
Muha	1	23	23.0	23	0
Ormsbee	1	5	5.0	5	0
Smeja	1	12	12.0	12	0
<b>Eagles</b>	<b>41</b>	<b>881</b>	<b>21.5</b>	<b>63</b>	<b>0</b>
<b>Opponents</b>	<b>40</b>	<b>822</b>	<b>20.6</b>	<b>50</b>	<b>0</b>



SCHEDULE & RESULTS (7-3)					
O-07	W	21-6	Chicago Cardinals	25,581	
O-14	L	24-28	at Detroit	22,580	
O-21	L	14-24	at Washington	35,550	
O-28	W	28-14	Cleveland Rams	38,149	
N-04	W	45-3	at Pittsburgh	23,018	
N-11	W	38-17	NY Giants	30,047	
N-18	W	30-6	Pittsburgh	23,838	
N-24	W	16-0	Washington	37,306	
D-02	L	21-28	at NY Giants	45,372	
D-09	W	35-7	Boston Yanks	27,905	

TEAM STATS	EAGLES	OPP
<b>Total First Downs</b>	<b>131</b>	<b>104</b>
Rushing	74	52
Passing	47	39
Penalty	10	13
<b>3rd Down: Made/Att</b>	<b>na</b>	<b>na</b>
3rd Down Pct.	na	na
<b>4th Down: Made/Att</b>	<b>na</b>	<b>na</b>
4th Down Pct.	na	na
<b>Possession Avg.</b>	<b>na</b>	<b>na</b>
<b>Total Net Yards</b>	<b>3009</b>	<b>2073</b>
Avg. Per Game	300.9	207.3
Total Plays	579	533
Avg. Per Play	5.2	3.9
<b>Net Yards Rushing</b>	<b>1640</b>	<b>817</b>
Avg. Per Game	164.0	81.7
Total Rushes	392	328
<b>Net Yards Passing</b>	<b>1321</b>	<b>1243</b>
Avg. Per Game	132.1	124.3
Sacked/Yards Lost	na	na
Gross Yards	na	na
Att./Completions	187/98	205/90
Completion Pct.	52.4	43.9
Had Intercepted	14	19
<b>Punts/Average</b>	<b>47/37.8</b>	<b>63/37.5</b>
<b>Net Punting Avg.</b>	<b>48/30.4</b>	<b>67/30.0</b>
<b>Penalties/Yards</b>	<b>61/529</b>	<b>56/422</b>
<b>Fumbles/Ball Lost</b>	<b>26/9</b>	<b>22/7</b>
<b>Touchdowns</b>	<b>38</b>	<b>18</b>
Rushing	25	7
Passing	11	10
Returns	1	1

Score By Periods	Q1	Q2	Q3	Q4	OT	Pts
Eagles	41	75	57	99	0	272
Opponents	22	28	35	48	0	133

Passing	Att	Cmp	Yds	Cmp%	Y/A	TD	TD%	Int	Int%	Lg	Sk/Lost	Rat
Zimmerman	127	67	991	52.8	7.80	9	7.1	8	6.3	74t	na	75.9
Sherman	29	15	172	51.7	5.93	2	6.9	3	10.3	26t	na	53.3
Thompson	28	15	146	53.6	5.21	0	0.0	2	7.1	27	na	38.7
Steele	2	1	12	50.0	6.00	0	0.0	1	50.0	12	na	29.2
Van Buren	1	0	0	0.0	0.00	0	0.0	0	0.0	0	na	39.6
<b>Eagles</b>	<b>187</b>	<b>98</b>	<b>1321</b>	<b>52.4</b>	<b>7.06</b>	<b>11</b>	<b>5.9</b>	<b>14</b>	<b>7.5</b>	<b>74t</b>	<b>na</b>	<b>63.6</b>
<b>Opponents</b>	<b>205</b>	<b>90</b>	<b>1243</b>	<b>43.9</b>	<b>6.06</b>	<b>10</b>	<b>4.9</b>	<b>19</b>	<b>9.3</b>	<b>70</b>	<b>na</b>	<b>41.6</b>

Scoring	TD	Ru	Pa	Rt	PAT	FG	2Pt	Pts
Van Buren	18	15	2	1	2/2	0/0	0	110
Zimmerman	1	1	0	0	29/34	4/8	0	47
Ferrante	7	0	7	0			0	42
Bleeker	2	2	0	0			0	12
Karnofsky	2	2	0	0			0	12
Steele	2	1	0	1			0	12
Banta	1	1	0	0			0	6
Butler	1	1	0	0			0	6
McDonald	1	0	1	0			0	6
Meyer	1	0	1	0			0	6
Sherman	1	1	0	0			0	6
Steinke	1	1	0	0			0	6
Rogalla	0	0	0	0			0	1
Sanders	0	0	0	0	0/1	0/0	0	0
<b>Eagles</b>	<b>38</b>	<b>25</b>	<b>11</b>	<b>2</b>	<b>31/37</b>	<b>4/8</b>	<b>0</b>	<b>272</b>
<b>Opponents</b>	<b>18</b>	<b>7</b>	<b>10</b>	<b>1</b>	<b>16/18</b>	<b>3/5</b>	<b>0</b>	<b>133</b>

Rushing	No.	Yds	Avg	Lg	TD
Van Buren	143	832	5.8	69t	15
Steele	20	212	10.6	46	1
Bleeker	50	167	3.3	20	2
Karnofsky	41	134	3.3	19t	2
Kish	9	82	9.1	22	0
Butler	21	61	2.9	18	1
Banta	15	49	3.3	22t	1
Steinke	7	46	6.6	18	1
Hinkle	11	40	3.6	14	0
Castiglia	13	29	2.2	6	0
Erdlitz	6	24	4.0	16	0
Rogalla	2	2	1.0	6	0
Sherman	16	-7	-0.4	8	1
Warren	1	-7	-7.0	-7	0
Zimmerman	29	-11	-0.4	9	1
Thompson	8	-13	-1.6	7	0
<b>Eagles</b>	<b>392</b>	<b>1640</b>	<b>4.2</b>	<b>69t</b>	<b>25</b>
<b>Opponents</b>	<b>328</b>	<b>817</b>	<b>2.5</b>	<b>49</b>	<b>7</b>

Receiving	No.	Yds	Avg	Lg	TD
Ferrante	21	464	22.1	74t	7
Cabrelli	15	140	9.3	19	0
Meyer	11	135	12.3	27	1
Van Buren	10	123	12.3	44t	2
Kish	8	78	9.8	18	0
McDonald	8	75	9.4	21t	1
Humbert	6	53	8.8	12	0
Karnofsky	5	113	22.6	38	0
Steele	3	42	14.0	31	0
Bleeker	3	32	10.7	15	0
Rogalla	2	22	11.0	17	0
Butler	2	14	7.0	9	0
Steinke	2	12	6.0	9	0
Banta	1	10	10.0	10	0
Hinkle	1	8	8.0	8	0
<b>Eagles</b>	<b>98</b>	<b>1321</b>	<b>13.5</b>	<b>74t</b>	<b>11</b>
<b>Opponents</b>	<b>90</b>	<b>1243</b>	<b>13.8</b>	<b>70</b>	<b>10</b>

INTs	No.	Yds	Avg	Lg	TD
Zimmerman	7	90	12.9	23	0
Thompson	2	33	16.5	25	0
Butler	1	32	32.0	32	0
Karnofsky	1	27	27.0	27	0
Lindskog	1	22	22.0	22	0
Hinkle	1	17	17.0	17	0
Ferrante	1	15	15.0	15	0
Steele	1	15	15.0	15	0
Erdlitz	1	3	3.0	3	0
Van Buren	1	2	2.0	2	0
Cabrelli	1	1	1.0	1	0
Kish	1	0	0.0	0	0
<b>Eagles</b>	<b>19</b>	<b>257</b>	<b>13.5</b>	<b>32</b>	<b>0</b>
<b>Opponents</b>	<b>14</b>	<b>127</b>	<b>9.1</b>	<b>31</b>	<b>0</b>

Punting	No.	Yds	Avg	Net	TB	Lg	B
Zimmerman	47	1778	37.8	30.4	3	64	1
<b>Eagles</b>	<b>47</b>	<b>1778</b>	<b>37.8</b>	<b>30.4</b>	<b>3</b>	<b>64</b>	<b>1</b>
<b>Opponents</b>	<b>63</b>	<b>2360</b>	<b>37.5</b>	<b>30.0</b>	<b>1</b>	<b>68</b>	<b>4</b>

Punt Returns	Ret	FC	Yds	Avg	Lg	TD
Van Buren	14	na	154	11.0	24	0
Karnofsky	7	na	103	14.7	32	0
Banta	4	na	74	18.5	20	0
Bleeker	4	na	37	9.3	18	0
Hinkle	3	na	28	9.3	14	0
Steele	2	na	22	11.0	12	0
Steinke	2	na	27	13.5	15	0
Zimmerman	1	na	7	7.0	7	0
<b>Eagles</b>	<b>37</b>	<b>na</b>	<b>452</b>	<b>12.2</b>	<b>32</b>	<b>0</b>
<b>Opponents</b>	<b>28</b>	<b>na</b>	<b>290</b>	<b>10.4</b>	<b>27</b>	<b>1</b>

Kickoff Returns	No.	Yds	Avg	Lg	TD
Van Buren	13	373	28.7	98t	1
Karnofsky	6	164	27.3	57	0
Steele	3	72	24.0	27	0
Banta	2	37	18.5	19	0
Cabrelli	2	25	12.5	17	0
Butler	1	21	21.0	21	0
Hinkle	1	17	17.0	17	0
Kilroy	1	7	7.0	7	0
Steinke	1	18	18.0	18	0
<b>Eagles</b>	<b>30</b>	<b>734</b>	<b>24.5</b>	<b>98t</b>	<b>1</b>
<b>Opponents</b>	<b>39</b>	<b>823</b>	<b>21.1</b>	<b>47</b>	<b>0</b>





SCHEDULE & RESULTS (7-1-2)				
S-26	W	28-7	at Boston Yanks	25,061
O-08	T	31-31	Washington	32,549
O-22	W	38-0	Boston Yanks	24,638
O-29	W	24-17	at NY Giants	42,639
N-05	W	21-7	at Brooklyn Dodgers	15,289
N-12	T	21-21	NY Giants	33,248
N-19	W	37-7	at Washington	35,540
N-26	L	7-28	Chicago Bears	34,035
D-03	W	34-0	Brooklyn Tigers	13,467
D-10	W	26-13	Cleveland Rams	24,123

TEAM STATS	EAGLES	OPP
<b>Total First Downs</b>	<b>110</b>	<b>86</b>
Rushing	73	43
Passing	27	35
Penalty	10	8
<b>3rd Down: Made/Att</b>	<b>na</b>	<b>na</b>
3rd Down Pct.	na	na
<b>4th Down: Made/Att</b>	<b>na</b>	<b>na</b>
4th Down Pct.	na	na
<b>Possession Avg.</b>	<b>na</b>	<b>na</b>
<b>Total Net Yards</b>	<b>2621</b>	<b>1943</b>
Avg. Per Game	262.1	194.3
Total Plays	560	552
Avg. Per Play	4.7	3.5
<b>Net Yards Rushing</b>	<b>1661</b>	<b>558</b>
Avg. Per Game	166.1	55.8
Total Rushes	424	321
<b>Net Yards Passing</b>	<b>941</b>	<b>1379</b>
Avg. Per Game	94.1	137.9
Sacked/Yards Lost	na	na
Gross Yards	na	na
Att./Completions	136/55	231/105
Completion Pct.	40.4	45.5
Had Intercepted	12	33
<b>Punts/Average</b>	<b>55/39.8</b>	<b>71/39.8</b>
<b>Net Punting Avg.</b>	<b>56/33.6</b>	<b>73/30.7</b>
<b>Penalties/Yards</b>	<b>66/523</b>	<b>79/570</b>
<b>Fumbles/Ball Lost</b>	<b>36/20</b>	<b>29/4</b>
<b>Touchdowns</b>	<b>37</b>	<b>19</b>
Rushing	21	6
Passing	9	12
Returns	6	1

Score By Periods	Q1	Q2	Q3	Q4	OT	Pts
Eagles	69	88	48	62	0	267
Opponents	41	29	19	42	0	131

Passing	Att	Cmp	Yds	Cmp%	Y/A
Zimmerman	105	39	785	37.1	7.48
Sherman	31	16	156	51.6	5.03
<b>Eagles</b>	<b>136</b>	<b>55</b>	<b>941</b>	<b>40.4</b>	<b>6.92</b>
<b>Opponents</b>	<b>231</b>	<b>105</b>	<b>1379</b>	<b>45.5</b>	<b>5.97</b>

Scoring	TD	Ru	Pa	Rt	PAT	FG	2Pt	Pts
Zimmerman	3	2	0	1	32/34	4/8	0	62
Bleeker	8	4	4	0			0	48
Van Buren	7	5	0	2			0	42
Steele	5	5	0	0			0	30
Banta	3	2	0	1			0	18
Hinkle	3	2	0	1			0	18
Kish	1	0	1	0	1/1	0/0	0	7
Cabrelli	1	0	1	0			0	6
Durko	1	0	1	0			0	6
Ferrante	1	0	1	0			0	6
Lindskog	1	0	0	1			0	6
McDonald	1	0	1	0			0	6
Miller	1	0	0	1			0	6
Sherman	1	1	0	0			0	6
<b>Eagles</b>	<b>37</b>	<b>21</b>	<b>9</b>	<b>7</b>	<b>33/35</b>	<b>4/8</b>	<b>0</b>	<b>267</b>
<b>Opponents</b>	<b>19</b>	<b>6</b>	<b>12</b>	<b>1</b>	<b>14/18</b>	<b>1/5</b>	<b>0</b>	<b>131</b>

Rushing	No.	Yds	Avg	Lg	TD
Van Buren	80	444	5.6	70t	5
Hinkle	92	421	4.6	26	2
Bleeker	60	315	5.3	37	4
Steele	59	247	4.2	56t	5
Banta	38	198	5.2	60t	2
Kish	22	96	4.4	20	0
Macioszczyk	16	55	3.4	12	0
Jarvi	5	16	3.2	4	0
Laux	2	-1	-0.5	0	0
Cabrelli	1	-2	-2.0	-2	0
Miller	1	-2	-2.0	-2	0
Sherman	22	-42	-1.9	9	1
Zimmerman	26	-84	-3.2	5	2
<b>Eagles</b>	<b>424</b>	<b>1661</b>	<b>3.9</b>	<b>70t</b>	<b>21</b>
<b>Opponents</b>	<b>321</b>	<b>558</b>	<b>1.7</b>	<b>68t</b>	<b>6</b>

Receiving	No.	Yds	Avg	Lg	TD
Cabrelli	14	169	12.1	30t	1
Bleeker	8	299	37.4	75t	4
Miller	8	135	16.9	49	0
Kish	5	73	14.6	45t	1
McDonald	4	26	6.5	9	1
Ferrante	3	66	22.0	45t	1
Macioszczyk	3	28	9.3	21	0
Gauer	2	35	17.5	18	0
Hinkle	2	34	17.0	22	0
Durko	2	31	15.5	23t	1
Steele	1	22	22.0	22	0
Jarvi	1	9	9.0	9	0
Banta	1	8	8.0	8	0
Laux	1	6	6.0	6	0
<b>Eagles</b>	<b>55</b>	<b>941</b>	<b>17.1</b>	<b>75t</b>	<b>9</b>
<b>Opponents</b>	<b>105</b>	<b>1379</b>	<b>13.1</b>	<b>70t</b>	<b>12</b>

TD	TD%	Int	Int%	Lg	Sk/Lost	Rat
8	7.6	10	9.5	75t	na	50.0
1	3.2	2	6.5	23t	na	49.9
<b>9</b>	<b>6.6</b>	<b>12</b>	<b>8.8</b>	<b>75t</b>	<b>na</b>	<b>49.9</b>
<b>12</b>	<b>5.2</b>	<b>33</b>	<b>14.3</b>	<b>70t</b>	<b>na</b>	<b>42.6</b>

INTs	No.	Yds	Avg	Lg	TD
Steele	6	113	18.8	62	0
Van Buren	5	47	9.4	13	0
Kish	4	52	13.0	15	0
Zimmerman	4	36	9.0	14	0
Hinkle	2	62	31.0	50t	1
Sherman	2	34	17.0	29	0
Lindskog	1	65	65.0	65t	1
Miller	1	35	35.0	35t	1
Banta	1	34	34.0	34	0
Maronic	1	32	32.0	32	0
Manzini	1	16	16.0	16	0
McDonald	1	14	14.0	14	0
Friedman	1	2	2.0	2	0
Gauer	1	2	2.0	2	0
Bleeker	1	0	0.0	0	0
Jarvi	1	0	0.0	0	0
<b>Eagles</b>	<b>33</b>	<b>544</b>	<b>16.5</b>	<b>65t</b>	<b>3</b>
<b>Opponents</b>	<b>12</b>	<b>160</b>	<b>13.3</b>	<b>34</b>	<b>0</b>

Punting	No.	Yds	Avg	Net	TB	Lg	B
Zimmerman	39	1531	39.3	37.6	1	61	1
Banta	9	398	44.2	44.2	0	56	0
Kish	4	182	45.5	45.5	0	65	0
Laux	1	18	18.0	18.0	0	18	0
Sherman	1	27	27.0	27.0	0	27	0
Van Buren	1	35	35.0	35.0	0	35	0
<b>Eagles</b>	<b>55</b>	<b>2191</b>	<b>39.8</b>	<b>33.6</b>	<b>4</b>	<b>65</b>	<b>1</b>
<b>Opponents</b>	<b>71</b>	<b>2826</b>	<b>39.8</b>	<b>30.7</b>	<b>4</b>	<b>76</b>	<b>2</b>

Punt Returns	Ret	FC	Yds	Avg	Lg	TD
Van Buren	15	na	230	15.3	55t	1
Steele	11	na	181	16.5	25	0
Banta	7	na	81	11.6	19	0
Hinkle	4	na	32	8.0	14	0
Jarvi	2	na	22	11.0	15	0
Bleeker	1	na	3	3.0	3	0
Macioszczyk	1	na	14	14.0	14	0
<b>Eagles</b>	<b>41</b>	<b>na</b>	<b>563</b>	<b>13.7</b>	<b>55t</b>	<b>1</b>
<b>Opponents</b>	<b>26</b>	<b>na</b>	<b>264</b>	<b>10.2</b>	<b>27</b>	<b>0</b>

Kickoff Returns	No.	Yds	Avg	Lg	TD
Van Buren	8	266	33.3	97t	1
Hinkle	6	134	22.3	30	0
Steele	5	128	25.6	51	0
Banta	3	54	18.0	25	0
Kish	2	36	18.0	27	0
Macioszczyk	1	4	4.0	4	0
Miller	1	8	8.0	8	0
<b>Eagles</b>	<b>26</b>	<b>630</b>	<b>24.2</b>	<b>97t</b>	<b>1</b>
<b>Opponents</b>	<b>46</b>	<b>828</b>	<b>18.0</b>	<b>41</b>	<b>0</b>



SCHEDULE & RESULTS (5-4-1)					
O-02	W	17-0	Brooklyn Dodgers	11,131	
O-09	W	28-14	NY Giants	15,340	
O-17	L	21-48	at Chicago Bears	21,744	
O-24	L	14-42	at NY Giants	42,681	
O-31	W	34-13	Chi. Cardinals (Pitt.)	16,351	
N-07	T	14-14	Washington	28,893	
N-14	L	7-13	at Brooklyn Dodgers	7,614	
N-21	W	35-34	Detroit (Pitt.)	23,338	
N-28	W	27-14	at Washington	35,826	
D-05	L	28-38	Green Bay	34,294	

*Note: With the shortage of manpower due to World War II, the Eagles and Stealers merged for the 1943 football season to become the Steagles. The Steagles, who finished their only season 5-4-1, split their home games between Philadelphia's Shibe Park and Pittsburgh's Forbes Field.*

TEAM STATS	STEAGLES	OPP				
<b>Total First Downs</b>	<b>138</b>	<b>96</b>				
Rushing	96	42				
Passing	32	41				
Penalty	10	13				
<b>3rd Down: Made/Att</b>	<b>na</b>	<b>na</b>				
3rd Down Pct.	na	na				
<b>4th Down: Made/Att</b>	<b>na</b>	<b>na</b>				
4th Down Pct.	na	na				
<b>Possession Avg.</b>	<b>na</b>	<b>na</b>				
<b>Total Net Yards</b>	<b>2878</b>	<b>2301</b>				
Avg. Per Game	287.8	230.1				
Total Plays	634	533				
Avg. Per Play	4.5	4.3				
<b>Net Yards Rushing</b>	<b>1730</b>	<b>793</b>				
Avg. Per Game	173.0	79.3				
Total Rushes	459	312				
<b>Net Yards Passing</b>	<b>1138</b>	<b>1393</b>				
Avg. Per Game	113.8	139.3				
Sacked/Yards Lost	na	na				
Gross Yards	na	na				
Att./Completions	175/65	221/102				
Completion Pct.	37.1	46.2				
Had Intercepted	20	22				
<b>Punts/Average</b>	<b>62/34.4</b>	<b>60/40.0</b>				
<b>Net Punting Avg.</b>	<b>65/28.8</b>	<b>62/34.4</b>				
<b>Penalties/Yards</b>	<b>54/484</b>	<b>59/466</b>				
<b>Fumbles/Ball Lost</b>	<b>37/15</b>	<b>20/8</b>				
<b>Touchdowns</b>	<b>32</b>	<b>33</b>				
Rushing	17	10				
Passing	11	15				
Returns	4	7				
<b>Score By Periods</b>	<b>Q1</b>	<b>Q2</b>	<b>Q3</b>	<b>Q4</b>	<b>OT</b>	<b>Pts</b>
Steagles	73	28	14	110	0	225
Opponents	49	85	48	48	0	230

Passing	Att	Cmp	Yds	Cmp%	Y/A
Zimmerman	124	43	846	34.7	6.82
Sherman	37	16	208	43.2	5.62
Butler	13	6	84	46.2	6.46
Steele	1	0	0	0.0	0.00
<b>Steagles</b>	<b>175</b>	<b>65</b>	<b>1138</b>	<b>37.1</b>	<b>6.50</b>
<b>Opponents</b>	<b>221</b>	<b>102</b>	<b>1393</b>	<b>46.2</b>	<b>6.30</b>

Scoring	TD	Ru	Pa	Rt	PAT	FG	2Pt	Pts
Steele	6	4	2	0			0	36
Thurbon	6	5	1	0			0	36
Zimmerman	1	1	0	0	26/28	1/7	0	35
Bova	5	0	5	0			0	30
Hinkle	4	3	0	1			0	24
Butler	3	3	0	0			0	18
Cabrelli	2	0	1	1			0	12
Kish	2	0	1	1			0	12
Miller	1	0	1	0			0	6
Sherman	1	1	0	0			0	6
Wukits	1	0	0	1			0	6
Laux	0	0	0	0	2/2	0/0	0	2
Paschka	0	0	0	0	2/2	0/0	0	2
<b>Steagles</b>	<b>32</b>	<b>17</b>	<b>11</b>	<b>4</b>	<b>30/32</b>	<b>1/7</b>	<b>0</b>	<b>225</b>
<b>Opponents</b>	<b>33</b>	<b>10</b>	<b>15</b>	<b>8</b>	<b>29/33</b>	<b>1/11</b>	<b>0</b>	<b>230</b>

Rushing	No.	Yds	Avg	Lg	TD
Hinkle	116	571	4.9	56	3
Steele	85	409	4.8	47t	4
Butler	87	362	4.2	69	3
Thurbon	71	291	4.1	25	5
Gauer	12	69	5.8	25	0
Kish	22	50	2.3	11	0
Laux	9	23	2.6	12	0
Bova	1	11	11.0	11	0
Masters	2	6	3.0	7	0
Sader	3	5	1.7	16	0
Steward	1	-6	-6.0	-6	0
Sherman	17	-20	-1.2	5	1
Zimmerman	33	-41	-1.2	12	1
<b>Steagles</b>	<b>459</b>	<b>1730</b>	<b>3.8</b>	<b>69</b>	<b>17</b>
<b>Opponents</b>	<b>312</b>	<b>793</b>	<b>2.5</b>	<b>59</b>	<b>10</b>

Receiving	No.	Yds	Avg	Lg	TD
Bova	17	419	24.6	51t	5
Cabrelli	12	199	16.6	49	1
Steele	9	168	18.7	60t	2
Kish	8	67	8.4	17	1
Thurbon	6	100	16.7	43	1
Butler	3	63	21.0	37	0
Miller	3	60	20.0	32	1
Hewitt	2	22	11.0	11	0
Laux	2	19	9.5	15	0
Gauer	2	18	9.0	14	0
Hinkle	1	3	3.0	3	0
<b>Steagles</b>	<b>65</b>	<b>1138</b>	<b>17.5</b>	<b>60t</b>	<b>11</b>
<b>Opponents</b>	<b>102</b>	<b>1393</b>	<b>13.7</b>	<b>72t</b>	<b>15</b>

TD	TD%	Int	Int%	Lg	Sk/Lost	Rat
9	7.3	17	13.7	60t	0/0	44.0
2	5.4	1	2.7	49	0/0	68.3
0	0.0	1	7.7	26	0/0	35.4
0	0.0	1	100.0	0	0/0	0.0
<b>Steagles</b>	<b>11</b>	<b>6.3</b>	<b>20</b>	<b>11.4</b>	<b>60t</b>	<b>0/0</b>
<b>Opponents</b>	<b>15</b>	<b>6.8</b>	<b>22</b>	<b>10.0</b>	<b>72t</b>	<b>0/0</b>

INTs	No.	Yds	Avg	Lg	TD
Kish	5	114	22.8	86t	1
Zimmerman	5	19	3.8	10	0
Hinkle	4	98	24.5	91	0
Cabrelli	1	24	24.0	24t	1
Laux	1	24	24.0	24	0
Graves	1	15	15.0	15	0
Wukits	1	7	7.0	7	0
Thurbon	1	3	3.0	3	0
Conti	1	0	0.0	0	0
Gauer	1	0	0.0	0	0
Miller	1	0	0.0	0	0
<b>Steagles</b>	<b>22</b>	<b>304</b>	<b>13.8</b>	<b>91</b>	<b>2</b>
<b>Opponents</b>	<b>20</b>	<b>268</b>	<b>13.4</b>	<b>45</b>	<b>1</b>

Punting	No.	Yds	Avg	Net	TB	Lg	B
Zimmerman	44	1521	34.6	31.7	0	53	2
Butler	11	407	37.0	37.0	0	45	0
Hinkle	4	78	19.5	19.5	0	45	1
Steward	2	84	42.0	42.0	0	47	0
Kish	1	42	42.0	42.0	0	42	0
<b>Steagles</b>	<b>62</b>	<b>2132</b>	<b>34.4</b>	<b>28.8</b>	<b>0</b>	<b>53</b>	<b>3</b>
<b>Opponents</b>	<b>60</b>	<b>2398</b>	<b>40.0</b>	<b>34.4</b>	<b>0</b>	<b>74</b>	<b>2</b>

Punt Returns	Ret	FC	Yds	Avg	Lg	TD
Butler	13	na	108	8.3	15	0
Steele	12	na	152	12.7	30	0
Hinkle	4	na	45	11.3	14	0
Thurbon	2	na	19	9.5	14	0
Laux	1	na	11	11.0	11	0
<b>Steagles</b>	<b>32</b>	<b>na</b>	<b>335</b>	<b>10.5</b>	<b>30</b>	<b>0</b>
<b>Opponents</b>	<b>28</b>	<b>na</b>	<b>347</b>	<b>12.4</b>	<b>34</b>	<b>0</b>

Kickoff Returns	No.	Yds	Avg	Lg	TD
Hinkle	11	217	19.7	30	0
Steele	11	236	21.5	28	0
Butler	6	92	15.3	22	0
Thurbon	6	150	25.0	35	0
Zimmerman	3	55	18.3	20	0
Masters	2	37	18.5	19	0
Sears	1	15	15.0	15	0
<b>Steagles</b>	<b>40</b>	<b>802</b>	<b>20.1</b>	<b>35</b>	<b>0</b>
<b>Opponents</b>	<b>34</b>	<b>828</b>	<b>24.4</b>	<b>98t</b>	<b>2</b>



SCHEDULE & RESULTS (2-9)					
S-13	W	24-14	at Pittsburgh	13,349	
S-20	L	14-24	at Cleveland Rams (Akron, OH)	6,434	
S-27	L	14-35	Brooklyn Dodgers (Buffalo, NY)	5,286	
O-04	L	10-14	Washington	15,500	
O-11	L	17-35	at NY Giants	28,264	
O-18	L	0-14	Pittsburgh	12,500	
O-25	L	14-45	at Chicago Bears	15,372	
N-01	L	27-30	at Washington	32,658	
N-08	L	0-14	NY Giants	13,600	
N-15	W	14-7	at Brooklyn Dodgers	3,858	
N-29	L	0-7	Green Bay	13,700	

TEAM STATS	EAGLES	OPP
<b>Total First Downs</b>	<b>124</b>	<b>131</b>
Rushing	66	78
Passing	50	40
Penalty	8	13
<b>3rd Down: Made/Att</b>	<b>na</b>	<b>na</b>
3rd Down Pct.	na	na
<b>4th Down: Made/Att</b>	<b>na</b>	<b>na</b>
4th Down Pct.	na	na
<b>Possession Avg.</b>	<b>na</b>	<b>na</b>
<b>Total Net Yards</b>	<b>2535</b>	<b>3010</b>
Avg. Per Game	230.5	273.6
Total Plays	619	642
Avg. Per Play	4.1	4.7
<b>Net Yards Rushing</b>	<b>1089</b>	<b>1717</b>
Avg. Per Game	99.0	156.1
Total Rushes	406	464
<b>Net Yards Passing</b>	<b>1416</b>	<b>1241</b>
Avg. Per Game	128.7	112.8
Sacked/Yards Lost	na	na
Gross Yards	na	na
Att./Completions	213/96	178/79
Completion Pct.	45.1	44.4
Had Intercepted	17	18
<b>Punts/Average</b>	<b>71/40.1</b>	<b>65/40.4</b>
<b>Net Punting Avg.</b>	<b>73/33.8</b>	<b>65/31.2</b>
<b>Penalties/Yards</b>	<b>47/392</b>	<b>51/452</b>
<b>Fumbles/Ball Lost</b>	<b>26/11</b>	<b>20/10</b>
<b>Touchdowns</b>	<b>18</b>	<b>33</b>
Rushing	6	15
Passing	8	12
Returns	3	5

Score By Periods	Q1	Q2	Q3	Q4	OT	Pts
Eagles	20	41	24	49	0	134
Opponents	73	38	76	52	0	239

Passing	Att	Cmp	Yds	Cmp%	Y/A	TD	TD%	Int	Int%	Lg	Sk/Lost	Rat
Thompson	203	95	1410	46.8	6.95	8	3.9	16	7.9	65t	na	50.3
Barnum	9	1	6	11.1	0.67	0	0.0	1	11.1	6	na	0.0
Jefferson	1	0	0	0.0	0.00	0	0.0	0	0.0	0	na	39.6
<b>Eagles</b>	<b>213</b>	<b>96</b>	<b>1416</b>	<b>45.1</b>	<b>6.65</b>	<b>8</b>	<b>3.8</b>	<b>17</b>	<b>8.0</b>	<b>65t</b>	<b>na</b>	<b>46.6</b>
<b>Opponents</b>	<b>178</b>	<b>79</b>	<b>1241</b>	<b>44.4</b>	<b>6.97</b>	<b>12</b>	<b>6.7</b>	<b>18</b>	<b>10.1</b>	<b>53t</b>	<b>na</b>	<b>51.0</b>

Scoring	TD	Ru	Pa	Rt	PAT	FG	2Pt	Pts
Davis	3	2	1	0			0	18
Barnum	0	0	0	0	7/8	3/7	0	16
Erdlitz	1	1	0	0	8/8	0/0	0	14
Steele	2	0	1	1	1/1	0/0	0	13
Johnson	2	0	2	0			0	12
Ted Williams	2	2	0	0			0	12
Cabrelli	1	0	1	0			0	6
Combs	1	0	1	0			0	6
Meyer	1	0	1	0			0	6
Pate	1	0	0	1			0	6
Pritchard	1	0	0	1			0	6
Sears	1	0	0	1			0	6
Supulski	1	0	1	0			0	6
Thompson	1	1	0	0			0	6
Graves	0	0	0	0	1/1	0/0	0	1
Kasky	0	0	0	0	0/0	0/1	0	0
<b>Eagles</b>	<b>18</b>	<b>6</b>	<b>8</b>	<b>4</b>	<b>17/18</b>	<b>3/8</b>	<b>0</b>	<b>134</b>
<b>Opponents</b>	<b>33</b>	<b>15</b>	<b>12</b>	<b>6</b>	<b>32/33</b>	<b>3/14</b>	<b>0</b>	<b>239</b>

Rushing	No.	Yds	Avg	Lg	TD
Davis	43	207	4.8	44	2
Pritchard	35	193	5.5	36	0
Ted Williams	50	183	3.7	33t	2
Steele	24	124	5.2	55	0
Tomasetti	45	102	2.3	14	0
Erdlitz	21	69	3.3	17	1
Barnum	30	64	2.1	7	0
Jefferson	11	57	5.2	13	0
Johnson	27	54	2.0	13	0
Stackpool	15	47	3.1	9	0
Hall	8	14	1.8	11	0
Meyer	2	13	6.5	10	0
Masters	1	3	3.0	3	0
Supulski	1	1	1.0	1	0
Binotto	1	-10	-10.0	-10	0
Thompson	92	-32	-0.3	22	1
<b>Eagles</b>	<b>406</b>	<b>1089</b>	<b>2.7</b>	<b>55</b>	<b>6</b>
<b>Opponents</b>	<b>464</b>	<b>1717</b>	<b>3.7</b>	<b>63</b>	<b>15</b>

Receiving	No.	Yds	Avg	Lg	TD
Meyer	16	324	20.3	60	1
Cabrelli	15	229	15.3	29	1
Johnson	9	123	13.7	65t	2
Ted Williams	9	58	6.4	15	0
Supulski	8	149	18.6	41t	1
Steele	7	114	16.3	36	1
Davis	6	93	15.5	48	1
Erdlitz	5	78	15.6	42	0
Priestley	4	47	11.8	15	0
Combs	4	44	11.0	19t	1
Tomasetti	4	22	5.5	8	0
Barnum	3	54	18.0	32	0
Stackpool	2	59	29.5	39	0
Hall	2	18	9.0	14	0
Pritchard	2	4	2.0	4	0
<b>Eagles</b>	<b>96</b>	<b>1416</b>	<b>14.8</b>	<b>65t</b>	<b>8</b>
<b>Opponents</b>	<b>79</b>	<b>1241</b>	<b>15.7</b>	<b>53t</b>	<b>12</b>

INTs	No.	Yds	Avg	Lg	TD
Thompson	4	28	7.0	22	0
Pritchard	3	23	7.7	10	0
Steele	2	49	24.5	29	0
Davis	2	35	17.5	35	0
Tomasetti	1	23	23.0	23	0
Barnum	1	11	11.0	11	0
Hayden	1	5	5.0	5	0
Supulski	1	5	5.0	5	0
Erdlitz	1	0	0.0	0	0
Gerber	1	0	0.0	0	0
Graves	1	0	0.0	0	0
<b>Eagles</b>	<b>18</b>	<b>179</b>	<b>9.9</b>	<b>35</b>	<b>0</b>
<b>Opponents</b>	<b>17</b>	<b>224</b>	<b>13.2</b>	<b>34</b>	<b>0</b>

Punting	No.	Yds	Avg	Net	TB	Lg	B
Barnum	50	2106	42.1	37.5	0	65	1
Pritchard	17	595	35.0	35.0	0	45	0
Steele	2	61	30.5	30.5	0	51	1
Hall	1	36	36.0	36.0	0	36	0
Jefferson	1	50	50.0	50.0	0	50	0
<b>Eagles</b>	<b>71</b>	<b>2848</b>	<b>40.1</b>	<b>33.8</b>	<b>0</b>	<b>65</b>	<b>2</b>
<b>Opponents</b>	<b>65</b>	<b>2627</b>	<b>40.4</b>	<b>31.2</b>	<b>0</b>	<b>63</b>	<b>0</b>

Punt Returns	Ret	FC	Yds	Avg	Lg	TD
Pritchard	11	na	107	9.7	19	0
Davis	10	na	84	8.4	16	0
Steele	9	na	264	20.4	80t	1
Thompson	8	na	60	7.5	12	0
Tomasetti	3	na	37	12.3	20	0
Barnum	1	na	44	44.0	44	0
<b>Eagles</b>	<b>42</b>	<b>na</b>	<b>596</b>	<b>14.2</b>	<b>80t</b>	<b>1</b>
<b>Opponents</b>	<b>31</b>	<b>na</b>	<b>445</b>	<b>14.4</b>	<b>51</b>	<b>0</b>

Kickoff Returns	No.	Yds	Avg	Lg	TD
Davis	9	140	15.6	28	0
Steele	6	140	23.3	36	0
Thompson	5	76	15.2	22	0
Pritchard	3	134	44.7	97t	1
Tomasetti	4	90	22.5	31	0
Jefferson	3	74	24.7	22	0
Ted Williams	3	58	19.3	22	0
Johnson	2	40	20.0	20	0
Barnum	1	16	16.0	16	0
Erdlitz	1	25	25.0	25	0
Hall	1	22	22.0	22	0
Hrabetin	1	7	7.0	7	0
Meyer	1	14	14.0	14	0
Smith	1	13	13.0	13	0
Stackpool	1	13	13.0	13	0
<b>Eagles</b>	<b>42</b>	<b>900</b>	<b>21.4</b>	<b>97t</b>	<b>1</b>
<b>Opponents</b>	<b>26</b>	<b>632</b>	<b>24.3</b>	<b>95t</b>	<b>1</b>



SCHEDULE & RESULTS (2-8-1)					
S-13	L	0-24	NY Giants	25,478	
S-21	W	10-7	at Pittsburgh	12,893	
S-27	L	13-24	Brooklyn Dodgers	16,341	
O-12	L	0-16	at NY Giants	30,842	
O-19	L	17-21	Washington	19,071	
O-26	W	21-14	Chicago Cardinals	12,683	
N-02	L	6-15	at Brooklyn Dodgers	15,899	
N-09	T	7-7	Pittsburgh	15,601	
N-16	L	17-21	at Detroit	16,306	
N-30	L	14-49	Chicago Bears	32,608	
D-07	L	14-20	at Washington	27,102	

TEAM STATS	EAGLES	OPP
<b>Total First Downs</b>	<b>128</b>	<b>126</b>
Rushing	60	72
Passing	59	47
Penalty	9	7
<b>3rd Down: Made/Att</b>	<b>na na</b>	<b>na na</b>
3rd Down Pct.	na	na
<b>4th Down: Made/Att</b>	<b>na na</b>	<b>na na</b>
4th Down Pct.	na	na
<b>Possession Avg.</b>	<b>na na</b>	<b>na na</b>
<b>Total Net Yards</b>	<b>2313</b>	<b>2887</b>
Avg. Per Game	210.3	262.5
Total Plays	609	673
Avg. Per Play	3.8	4.3
<b>Net Yards Rushing</b>	<b>849</b>	<b>1485</b>
Avg. Per Game	77.2	135.0
Total Rushes	360	435
<b>Net Yards Passing</b>	<b>1363</b>	<b>1369</b>
Avg. Per Game	123.9	124.5
Sacked/Yards Lost	na	na
Gross Yards	na	na
Att./Completions	249/115	238/100
Completion Pct.	46.2	42.0
Had Intercepted	27	21
<b>Punts/Average</b>	<b>69/41.0</b>	<b>66/37.0</b>
<b>Net Punting Avg.</b>	<b>69/33.1</b>	<b>68/33.6</b>
<b>Penalties/Yards</b>	<b>54/407</b>	<b>52/495</b>
<b>Fumbles/Ball Lost</b>	<b>24/15</b>	<b>21/10</b>
<b>Touchdowns</b>	<b>16</b>	<b>29</b>
Rushing	6	12
Passing	10	14
Returns	0	3
<b>Score By Periods</b>	<b>Q1 Q2 Q3 Q4 OT Pts</b>	
Eagles	35 40 31 13 0	119
Opponents	29 48 42 99 0	218

Passing	Att	Cmp	Yds	Cmp%	Y/A
Thompson	162	86	959	53.1	5.92
Barnum	55	19	260	34.5	4.73
DeSantis	7	3	78	42.9	11.14
Watkins	10	6	62	60.0	6.20
McAfee	4	1	4	25.0	1.00
Castiglia	7	0	0	0.0	0.00
Basca	4	0	0	0.0	0.00
<b>Eagles</b>	<b>249</b>	<b>115</b>	<b>1363</b>	<b>46.2</b>	<b>5.47</b>
<b>Opponents</b>	<b>238</b>	<b>100</b>	<b>1369</b>	<b>42.0</b>	<b>5.75</b>

Scoring	TD	Ru	Pa	Rt	PAT	FG	2Pt	Pts
Castiglia	4	4	0	0			0	24
Basca	1	1	0	0	9/9	1/2	0	18
Humbert	3	0	3	0			0	18
Krieger	2	0	2	0			0	12
Barnum	0	0	0	0	2/2	2/6	0	8
McAfee	1	0	1	0	2/2	0/0	0	8
Banta	1	1	0	0			0	6
Cabrelli	1	0	1	0			0	6
Piro	1	0	1	0			0	6
Thompson	1	0	1	0			0	6
Tomasetti	1	0	1	0			0	6
DeSantis	0	0	0	0	1/1	0/0	0	1
<b>Eagles</b>	<b>16</b>	<b>6</b>	<b>10</b>	<b>0</b>	<b>14/14</b>	<b>3/8</b>	<b>0</b>	<b>119</b>
<b>Opponents</b>	<b>29</b>	<b>12</b>	<b>14</b>	<b>3</b>	<b>27/29</b>	<b>5/13</b>	<b>0</b>	<b>218</b>

Rushing	No.	Yds	Avg	Lg	TD
Castiglia	60	183	3.1	47t	4
DeSantis	45	125	2.8	26	0
Fox	21	97	4.6	13	0
Banta	27	92	3.4	31	1
Bartholomew	21	69	3.3	10	0
Landsberg	23	69	3.0	33	0
Barnum	35	64	1.8	20	0
Gloden	22	55	2.5	10	0
Basca	15	44	2.9	18	1
Tomasetti	10	37	3.7	11	0
Watkins	15	11	0.7	8	0
McAfee	9	6	0.7	3	0
Ghecas	2	0	0.0	3	0
Conti	1	-1	-1.0	-1	0
Thompson	54	-2	-0.0	14	0
<b>Eagles</b>	<b>360</b>	<b>849</b>	<b>2.4</b>	<b>47t</b>	<b>6</b>
<b>Opponents</b>	<b>435</b>	<b>1485</b>	<b>3.4</b>	<b>46</b>	<b>12</b>

Receiving	No.	Yds	Avg	Lg	TD
Humbert	29	332	11.4	33	3
Krieger	19	240	12.6	33	2
Piro	10	141	14.1	26	1
Fox	6	71	11.8	21	0
Tomasetti	5	54	10.8	40t	1
Shonk	5	52	10.4	14	0
Landsberg	5	51	10.2	19	0
Cabrelli	4	90	22.5	50	1
DeSantis	4	53	13.3	19	0
Watkins	4	36	9.0	16	0
Thompson	4	30	7.5	13	1
Castiglia	4	24	6.0	11	0
McAfee	3	30	10.0	13	1
Bartholomew	3	15	5.0	7	0
Basca	2	45	22.5	25	0
Banta	2	42	21.0	37	0
Ferrante	2	22	11.0	12	0
Gloden	2	13	6.5	11	0
Barnum	1	11	11.0	11	0
Hershey	1	11	11.0	11	0
<b>Eagles</b>	<b>115</b>	<b>1363</b>	<b>11.9</b>	<b>50</b>	<b>10</b>
<b>Opponents</b>	<b>100</b>	<b>1369</b>	<b>13.7</b>	<b>71t</b>	<b>14</b>

TD	TD%	Int	Int%	Lg	Sk/Lost	Rat
8	4.9	14	8.6	50	na	51.4
0	0.0	10	18.2	33	na	11.0
1	14.3	1	14.3	40t	na	84.2
1	10.0	0	0.0	15	na	111.3
0	0.0	0	0.0	4	na	39.6
0	0.0	1	14.3	0	na	0.0
0	0.0	1	25.0	--	na	0.0
<b>10</b>	<b>4.0</b>	<b>27</b>	<b>10.8</b>	<b>50</b>	<b>na</b>	<b>37.2</b>
<b>14</b>	<b>5.9</b>	<b>21</b>	<b>8.8</b>	<b>71t</b>	<b>na</b>	<b>43.9</b>

INTs	No.	Yds	Avg	Lg	TD
Basca	3	27	9.0	na	0
Thompson	3	24	8.0	na	0
Landsberg	2	45	22.5	na	0
Graham	2	39	19.5	na	0
DeSantis	2	37	18.5	na	0
Barnum	2	20	10.0	na	0
Feibish	1	9	9.0	9	0
Cemore	1	6	6.0	6	0
Bartholomew	1	5	5.0	5	0
Shonk	1	1	1.0	1	0
Castiglia	1	0	0.0	0	0
Humbert	1	0	0.0	0	0
Piro	1	0	0.0	0	0
<b>Eagles</b>	<b>21</b>	<b>213</b>	<b>10.1</b>	<b>na</b>	<b>0</b>
<b>Opponents</b>	<b>27</b>	<b>522</b>	<b>19.3</b>	<b>na</b>	<b>2</b>

Punting	No.	Yds	Avg	Net	TB	Lg	B
Barnum	41	1788	43.6	42.6	2	68	0
Basca	10	348	34.8	29.6	0	45	0
Banta	9	412	45.8	45.8	0	67	0
DeSantis	7	206	29.4	29.4	0	45	0
McAfee	1	32	32.0	32.0	0	32	0
Thompson	1	43	43.0	43.0	0	43	0
<b>Eagles</b>	<b>69</b>	<b>2829</b>	<b>41.0</b>	<b>33.1</b>	<b>2</b>	<b>68</b>	<b>0</b>
<b>Opponents</b>	<b>66</b>	<b>2445</b>	<b>37.0</b>	<b>33.6</b>	<b>1</b>	<b>70</b>	<b>2</b>

Punt Returns	Ret	FC	Yds	Avg	Lg	TD
DeSantis	9	0	80	8.9	18	0
Thompson	5	0	27	5.4	15	0
McAfee	3	0	21	7.0	13	0
Watkins	3	0	17	5.7	8	0
Landsberg	2	0	15	7.5	9	0
Tomasetti	2	0	30	15.0	15	0
Ghecas	1	0	11	11.0	11	0
Basca	1	0	8	8.0	8	0
Bartholomew	1	0	1	1.0	1	0
<b>Eagles</b>	<b>27</b>	<b>0</b>	<b>210</b>	<b>7.8</b>	<b>18</b>	<b>0</b>
<b>Opponents</b>	<b>37</b>	<b>0</b>	<b>503</b>	<b>13.6</b>	<b>25</b>	<b>0</b>

Kickoff Returns	No.	Yds	Avg	Lg	TD
Castiglia	7	199	28.4	72	0
DeSantis	6	144	24.0	30	0
Barnum	3	58	19.3	24	0
Bartholomew	2	56	28.0	45	0
Landsberg	2	49	24.5	38	0
McAfee	2	64	32.0	39	0
Basca	1	22	22.0	22	0
Fox	1	16	16.0	16	0
Ghecas	1	17	17.0	17	0
Hinkle	1	5	5.0	5	0
Humbert	1	15	15.0	15	0
Piro	1	33	33.0	33	0
Shonk	1	16	16.0	16	0
Thompson	1	23	23.0	23	0
Watkins	1	17	17.0	17	0
<b>Eagles</b>	<b>31</b>	<b>734</b>	<b>23.7</b>	<b>72</b>	<b>0</b>
<b>Opponents</b>	<b>26</b>	<b>502</b>	<b>19.3</b>	<b>53</b>	<b>0</b>





SCHEDULE & RESULTS (1-10)					
S-15	L	20-27	at Green Bay	11,657	
S-22	L	13-21	at Cleveland Rams	15,941	
S-28	L	14-20	NY Giants	26,431	
O-04	L	17-30	at Brooklyn Dodgers	24,008	
O-13	L	7-17	at NY Giants	30,317	
O-20	L	17-34	Washington	25,062	
O-26	L	7-21	Brooklyn Dodgers	6,500	
N-10	L	3-7	at Pittsburgh	9,556	
N-17	L	0-21	Detroit	6,327	
N-28	W	7-0	Pittsburgh	4,200	
D-01	L	6-13	at Washington	25,838	

TEAM STATS	EAGLES	OPP
<b>Total First Downs</b>	<b>122</b>	<b>115</b>
Rushing	40	77
Passing	72	35
Penalty	10	3
<b>3rd Down: Made/Att</b>	<b>na</b>	<b>na</b>
3rd Down Pct.	na	na
<b>4th Down: Made/Att</b>	<b>na</b>	<b>na</b>
4th Down Pct.	na	na
<b>Possession Avg.</b>	<b>na</b>	<b>na</b>
<b>Total Net Yards</b>	<b>2153</b>	<b>2790</b>
Avg. Per Game	195.7	253.6
Total Plays	679	611
Avg. Per Play	3.2	4.6
<b>Net Yards Rushing</b>	<b>298</b>	<b>1778</b>
Avg. Per Game	27.1	161.6
Total Rushes	317	460
<b>Net Yards Passing</b>	<b>1855</b>	<b>1012</b>
Avg. Per Game	168.6	92.0
Sacked/Yards Lost	na	na
Gross Yards	na	na
Att./Completions	362/152	151/80
Completion Pct.	42.0	53.0
Had Intercepted	20	12
<b>Punts/Average</b>	<b>87/36.5</b>	<b>74/37.6</b>
<b>Net Punting Avg.</b>	<b>87/29.1</b>	<b>76/32.3</b>
<b>Penalties/Yards</b>	<b>na</b>	<b>na</b>
<b>Fumbles/Ball Lost</b>	<b>na</b>	<b>na</b>
<b>Touchdowns</b>	<b>15</b>	<b>28</b>
Rushing	8	18
Passing	6	9
Returns	1	1

Score By Periods	Q1	Q2	Q3	Q4	OT	Pts
Eagles	16	27	14	54	0	111
Opponents	65	46	64	36	0	211

Passing	Att	Cmp	Yds	Cmp%	Y/A
O'Brien	277	124	1290	44.8	4.66
Watkins	85	28	565	32.9	6.65
<b>Eagles</b>	<b>362</b>	<b>152</b>	<b>1855</b>	<b>42.0</b>	<b>5.12</b>
<b>Opponents</b>	<b>151</b>	<b>80</b>	<b>1012</b>	<b>53.0</b>	<b>6.70</b>

Scoring	TD	Ru	Pa	Rt	PAT	FG	2Pt	Pts
Looney	5	0	4	1			0	30
Riffle	5	4	1	0			0	30
Emmons	2	1	1	0			0	12
Somers	0	0	0	0	1/1	2/9	0	7
Bukant	1	1	0	0			0	6
Cole	0	0	0	0	3/4	1/1	0	6
Hackney	1	1	0	0			0	6
Murray	0	0	0	0	6/8	0/1	0	6
O'Brien	1	1	0	0			0	6
Watkins	0	0	0	0	2/2	0/0	0	2
<b>Eagles</b>	<b>15</b>	<b>8</b>	<b>6</b>	<b>1</b>	<b>12/15</b>	<b>3/11</b>	<b>0</b>	<b>111</b>
<b>Opponents</b>	<b>28</b>	<b>18</b>	<b>9</b>	<b>1</b>	<b>23/28</b>	<b>6/11</b>	<b>1</b>	<b>211</b>

Rushing	No.	Yds	Avg	Lg	TD
Riffle	81	238	2.9	na	4
Hackney	32	101	3.2	na	1
Emmons	29	77	2.7	na	1
Cole	26	75	2.9	na	0
Bukant	18	50	2.8	na	1
Arnold	3	9	3.0	na	0
Murray	8	7	0.9	na	0
Schmitt	1	6	6.0	6	0
McDonald	2	-2	-1.0	na	0
Carter	1	-3	-3.0	-3	0
Looney	2	-4	-2.0	na	0
Watkins	14	-76	-5.4	na	0
O'Brien	100	-180	-1.8	na	1
<b>Eagles</b>	<b>317</b>	<b>298</b>	<b>0.9</b>	<b>na</b>	<b>8</b>
<b>Opponents</b>	<b>460</b>	<b>1778</b>	<b>3.9</b>	<b>na</b>	<b>18</b>

Receiving	No.	Yds	Avg	Lg	TD
Looney	58	707	12.2	na	4
Ramsey	17	143	8.4	na	0
McDonald	14	289	20.6	na	0
Carter	12	201	16.8	na	0
Murray	12	125	10.4	na	0
Wendlick	8	67	8.4	na	0
Riffle	8	58	7.3	na	1
Arnold	7	145	20.7	na	0
Kolberg	6	43	7.2	na	0
Emmons	3	19	6.3	na	1
Cole	2	11	5.5	na	0
Hackney	2	4	2.0	na	0
Newton	1	22	22.0	22	0
Bukant	1	13	13.0	13	0
Schmitt	1	8	8.0	8	0
<b>Eagles</b>	<b>152</b>	<b>1855</b>	<b>12.2</b>	<b>na</b>	<b>6</b>
<b>Opponents</b>	<b>80</b>	<b>1012</b>	<b>12.7</b>	<b>na</b>	<b>9</b>

TD	TD%	Int	Int%	Lg	Sk/Lost	Rat
5	1.8	17	6.1	na	na	39.2
1	1.2	3	3.5	na	na	46.4
<b>6</b>	<b>1.7</b>	<b>20</b>	<b>5.5</b>	<b>na</b>	<b>na</b>	<b>40.9</b>
<b>9</b>	<b>6.0</b>	<b>12</b>	<b>7.9</b>	<b>na</b>	<b>na</b>	<b>60.9</b>

INTs	No.	Yds	Avg	Lg	TD
O'Brien	4	92	23.0	51	0
Murray	2	10	5.0	6	0
Kolberg	1	15	15.0	15	0
Newton	1	12	12.0	12	0
Bukant	1	10	10.0	10	0
Ramsey	1	5	5.0	5	0
Arnold	1	4	4.0	4	0
Cherundolo	1	0	0.0	0	0
<b>Eagles</b>	<b>12</b>	<b>148</b>	<b>12.3</b>	<b>51</b>	<b>0</b>
<b>Opponents</b>	<b>20</b>	<b>142</b>	<b>7.1</b>	<b>45</b>	<b>0</b>

Punting	No.	Yds	Avg	Net	TB	Lg	B
Murray	30	1098	36.6	36.6	0	50	0
Bukant	15	568	37.9	37.9	0	52	0
Riffle	14	479	34.2	34.2	0	48	0
Cole	10	336	33.6	33.6	0	66	0
Kolberg	10	401	40.1	40.1	0	50	0
O'Brien	6	246	41.0	41.0	0	56	0
Watkins	2	45	22.5	22.5	0	35	0
<b>Eagles</b>	<b>87</b>	<b>3173</b>	<b>36.5</b>	<b>29.1</b>	<b>0</b>	<b>66</b>	<b>0</b>
<b>Opponents</b>	<b>74</b>	<b>2781</b>	<b>37.6</b>	<b>32.3</b>	<b>0</b>	<b>85</b>	<b>2</b>



SCHEDULE & RESULTS (1-9-1)				
S-17	L	0-7	Washington	33,258
S-24	L	3-13	NY Giants	30,600
O-01	T	0-0	Brooklyn Dodgers	1,880
O-15	L	10-27	at NY Giants	34,471
O-22	L	14-23	at Brooklyn Dodgers	13,057
N-05	L	6-7	at Washington	20,444
N-12	L	16-23	Green Bay	23,000
N-19	L	14-27	at Chicago Bears	21,398
N-23	W	17-14	Pittsburgh	20,000
N-26	L	12-24	at Pittsburgh	8,788
D-03	L	13-35	at Cleveland Rams (Col. Springs, CO)	9,189

TEAM STATS	EAGLES	OPP				
<b>Total First Downs</b>	<b>97</b>	<b>107</b>				
Rushing	43	63				
Passing	44	38				
Penalty	10	6				
<b>3rd Down: Made/Att</b>	<b>na</b>	<b>na</b>				
3rd Down Pct.	na	na				
<b>4th Down: Made/Att</b>	<b>na</b>	<b>na</b>				
4th Down Pct.	na	na				
<b>Possession Avg.</b>	<b>na</b>	<b>na</b>				
<b>Total Net Yards</b>	<b>2165</b>	<b>2954</b>				
Avg. Per Game	196.8	268.5				
Total Plays	596	665				
Avg. Per Play	3.6	4.4				
<b>Net Yards Rushing</b>	<b>631</b>	<b>1661</b>				
Avg. Per Game	57.4	151.0				
Total Rushes	329	455				
<b>Net Yards Passing</b>	<b>1516</b>	<b>1290</b>				
Avg. Per Game	137.8	117.3				
Sacked/Yards Lost	na	na				
Gross Yards	na	na				
Att./Completions	267/119	210/98				
Completion Pct.	44.6	46.7				
Had Intercepted	22	17				
<b>Punts/Average</b>	<b>88/39.9</b>	<b>73/39.6</b>				
<b>Net Punting Avg.</b>	<b>88/34.6</b>	<b>73/34.5</b>				
<b>Penalties/Yards</b>	<b>na</b>	<b>na</b>				
<b>Fumbles/Ball Lost</b>	<b>28/15</b>	<b>24/13</b>				
<b>Touchdowns</b>	<b>14</b>	<b>25</b>				
Rushing	5	11				
Passing	7	11				
Returns	1	3				
<b>Score By Periods</b>	<b>Q1</b>	<b>Q2</b>	<b>Q3</b>	<b>Q4</b>	<b>OT</b>	<b>Pts</b>
Eagles	9	34	16	46	0	105
Opponents	37	54	48	61	0	200

Passing	Att	Cmp	Yds	Cmp%	Y/A	TD	TD%	Int	Int%	Lg	Sk/Lost	Rat
O'Brien	201	99	1324	49.3	6.59	6	3.0	17	8.5	na	na	45.3
Mortell	41	12	134	29.3	3.27	1	2.4	0	0.0	na	na	48.8
Smukler	20	7	56	35.0	2.80	0	0.0	4	20.0	na	na	4.2
Riffle	4	1	2	25.0	0.50	0	0.0	1	25.0	na	na	0.0
Bukant	1	0	0	0.0	0.00	0	0.0	0	0.0	na	na	39.6
Hewitt	0	0	0	---	---	0	---	0	---	na	na	---
<b>Eagles</b>	<b>267</b>	<b>119</b>	<b>1516</b>	<b>44.6</b>	<b>5.68</b>	<b>7</b>	<b>2.6</b>	<b>22</b>	<b>8.2</b>	<b>na</b>	<b>na</b>	<b>37.3</b>
<b>Opponents</b>	<b>210</b>	<b>98</b>	<b>1290</b>	<b>46.7</b>	<b>6.14</b>	<b>11</b>	<b>5.2</b>	<b>17</b>	<b>8.1</b>	<b>na</b>	<b>na</b>	<b>50.3</b>

Scoring	TD	Ru	Pa	Rt	PAT	FG	2Pt	Pts	Punting	No.	Yds	Avg	Net	TB	Lg	B
Murray	2	1	1	0	8/12	2/4	0	26	Murray	33	1220	37.0	37.0	0	54	0
Bukant	3	3	0	0			0	18	Mortell	23	907	39.4	39.4	0	62	1
Arnold	2	0	1	1			0	12	Riffle	17	683	40.2	40.2	0	49	0
Carter	2	0	2	0			0	12	Smukler	10	483	48.3	48.3	0	62	0
Reese	0	0	0	0	1/1	2/4	0	7	O'Brien	3	120	40.0	40.0	0	64	0
Hewitt	1	0	1	0			0	6	Arnold	1	42	42.0	42.0	0	42	0
Newton	1	0	1	0			0	6	Bukant	1	54	54.0	54.0	0	54	0
O'Brien	1	1	0	0			0	6	<b>Eagles</b>	<b>88</b>	<b>3509</b>	<b>39.9</b>	<b>34.6</b>	<b>0</b>	<b>64</b>	<b>1</b>
Ramsey	1	0	1	0			0	6	<b>Opponents</b>	<b>73</b>	<b>2890</b>	<b>39.6</b>	<b>34.5</b>	<b>0</b>	<b>80</b>	<b>2</b>
Schmitt	1	0	0	1			0	6								
<b>Eagles</b>	<b>14</b>	<b>5</b>	<b>7</b>	<b>2</b>	<b>9/13</b>	<b>4/8</b>	<b>0</b>	<b>105</b>								
<b>Opponents</b>	<b>25</b>	<b>11</b>	<b>11</b>	<b>3</b>	<b>23/25</b>	<b>9/18</b>	<b>0</b>	<b>200</b>								

Rushing	No.	Yds	Avg	Lg	TD
Smukler	45	218	4.8	na	0
Murray	49	137	2.8	na	1
Bukant	59	136	2.3	na	3
Mortell	37	88	2.4	na	0
Riffle	18	61	3.4	na	0
Ellis	1	6	6.0	6	0
Carter	1	4	4.0	4	0
Arnold	8	1	0.1	na	0
Hewitt	1	1	1.0	1	0
Newton	1	0	0.0	0	0
Dow	1	-7	-7.0	-7	0
O'Brien	108	-14	-0.1	na	1
<b>Eagles</b>	<b>329</b>	<b>631</b>	<b>1.9</b>	<b>na</b>	<b>5</b>
<b>Opponents</b>	<b>455</b>	<b>1661</b>	<b>3.7</b>	<b>na</b>	<b>11</b>

Receiving	No.	Yds	Avg	Lg	TD
Ramsey	31	359	11.6	na	1
Carter	24	292	12.2	na	2
Hewitt	15	243	16.2	na	1
Arnold	13	207	15.9	na	1
Murray	13	144	11.1	na	1
Newton	9	123	13.7	na	1
Riffle	6	57	9.5	na	0
Dow	5	58	11.6	na	0
Kolberg	3	33	11.0	na	0
<b>Eagles</b>	<b>119</b>	<b>1516</b>	<b>12.7</b>	<b>na</b>	<b>7</b>
<b>Opponents</b>	<b>98</b>	<b>1290</b>	<b>13.2</b>	<b>na</b>	<b>11</b>



SCHEDULE & RESULTS (5-6)				
S-11	L	23-26	Washington	20,000
S-16	W	27-7	at Pittsburgh (Buffalo, NY)	19,749
S-25	W	14-10	NY Giants	20,000
O-02	L	6-28	Chicago Bears	22,245
O-16	L	7-17	at NY Giants	33,187
O-23	L	14-20	at Washington	3,000
O-26	W	7-0	at Chicago Cardinals (Erie, PA)	15,000
N-06	L	7-10	Brooklyn Dodgers	12,000
N-13	L	14-32	at Brooklyn Dodgers	13,052
N-20	W	14-7	Pittsburgh Pirates (Charleston, WV)	6,500
D-04	W	21-7	at Detroit	19,000

TEAM STATS	EAGLES	OPP
<b>Total First Downs</b>	<b>86</b>	<b>146</b>
Rushing	47	89
Passing	30	46
Penalty	9	11
<b>3rd Down: Made/Att</b>	<b>na</b>	<b>na</b>
3rd Down Pct.	na	na
<b>4th Down: Made/Att</b>	<b>na</b>	<b>na</b>
4th Down Pct.	na	na
<b>Possession Avg.</b>	<b>na</b>	<b>na</b>
<b>Total Net Yards</b>	<b>1927</b>	<b>3270</b>
Avg. Per Game	175.2	297.3
Total Plays	537	660
Avg. Per Play	3.6	5.0
<b>Net Yards Rushing</b>	<b>1011</b>	<b>1855</b>
Avg. Per Game	91.9	168.6
Total Rushes	346	463
<b>Net Yards Passing</b>	<b>917</b>	<b>1396</b>
Avg. Per Game	83.4	126.9
Sacked/Yards Lost	na	na
Gross Yards	na	na
Att./Completions	191/64	197/97
Completion Pct.	33.5	49.2
Had Intercepted	19	16
<b>Punts/Average</b>	<b>na</b>	<b>na</b>
<b>Net Punting Avg.</b>	<b>na</b>	<b>na</b>
<b>Penalties/Yards</b>	<b>na</b>	<b>na</b>
<b>Fumbles/Ball Lost</b>	<b>na</b>	<b>na</b>
<b>Touchdowns</b>	<b>22</b>	<b>22</b>
Rushing	2	12
Passing	15	7
Returns	5	3

Score By Periods	Q1	Q2	Q3	Q4	OT	Pts
Eagles	31	40	56	27	0	154
Opponents	28	65	39	32	0	164

Passing	Att	Cmp	Yds	Cmp%	Y/A	TD	TD%	Int	Int%	Lg	Sk/Lost	Rat
Smukler	102	42	524	41.2	5.14	8	7.8	8	7.8	na	na	51.3
Mortell	57	12	201	21.1	3.53	6	10.5	7	12.3	na	na	37.3
Riffle	31	9	178	29.0	5.74	1	3.2	4	12.9	na	na	22.2
Bukant	1	1	14	100.0	14.00	0	0.0	0	0.0	na	na	118.8
<b>Eagles</b>	<b>191</b>	<b>64</b>	<b>917</b>	<b>33.5</b>	<b>4.80</b>	<b>15</b>	<b>7.9</b>	<b>19</b>	<b>9.9</b>	<b>na</b>	<b>na</b>	<b>36.6</b>
<b>Opponents</b>	<b>197</b>	<b>97</b>	<b>1396</b>	<b>49.2</b>	<b>7.09</b>	<b>7</b>	<b>3.6</b>	<b>16</b>	<b>8.1</b>	<b>na</b>	<b>na</b>	<b>50.6</b>

Scoring	TD	Ru	Pa	Rt	PAT	FG	2Pt	Pts
Carter	8	0	7	1			0	48
Arnold	4	0	2	2	3/3	0/1	0	27
Hewitt	4	0	4	0			0	24
Smukler	2	1	0	1	6/6	0/2	0	18
Reese	0	0	0	0	10/13	1/6	0	13
Dow	1	0	1	0			0	6
Pylman	1	0	0	1			0	6
Ramsey	1	0	1	0			0	6
Riffle	1	1	0	0			0	6
Burnette LG	0	0	0	0	0/0	0/1	0	0
<b>Eagles</b>	<b>22</b>	<b>2</b>	<b>15</b>	<b>5</b>	<b>19/22</b>	<b>1/9</b>	<b>0</b>	<b>154</b>
<b>Opponents</b>	<b>22</b>	<b>12</b>	<b>7</b>	<b>3</b>	<b>17/21</b>	<b>4/4</b>	<b>0</b>	<b>164</b>

Rushing	No.	Yds	Avg	Lg	TD
Smukler	96	313	3.3	na	1
Mortell	110	296	2.7	na	0
Riffle	65	227	3.5	na	1
Bukant	48	119	2.5	na	0
Arnold	19	22	1.2	na	0
Dow	4	20	5.0	na	0
Keen	3	10	3.3	na	0
Cole	1	4	4.0	4	0
<b>Eagles</b>	<b>346</b>	<b>1011</b>	<b>2.9</b>	<b>na</b>	<b>2</b>
<b>Opponents</b>	<b>463</b>	<b>1855</b>	<b>4.0</b>	<b>na</b>	<b>12</b>

Receiving	No.	Yds	Avg	Lg	TD
Carter	27	386	14.3	na	7
Hewitt	18	237	13.2	na	4
Arnold	6	74	12.3	na	2
Ramsey	5	122	24.4	na	1
Dow	5	88	17.6	na	1
Cole	2	9	4.5	na	0
Pylman	1	1	1.0	1	0
<b>Eagles</b>	<b>64</b>	<b>917</b>	<b>14.3</b>	<b>na</b>	<b>15</b>
<b>Opponents</b>	<b>97</b>	<b>1396</b>	<b>14.4</b>	<b>na</b>	<b>7</b>



SCHEDULE & RESULTS (2-8-1)					
S-05	L	14-27	at Pittsburgh	8,588	
S-10	L	7-13	Brooklyn Dodgers	5,221	
S-21	L	3-21	Cleveland Rams	3,107	
S-28	T	6-6	Chicago Cardinals	3,912	
O-03	L	7-16	NY Giants	4,878	
O-10	W	14-0	at Washington	7,320	
O-17	L	0-21	at NY Giants	20,089	
O-24	L	7-10	Washington	6,580	
O-31	L	7-16	at Pittsburgh Pirates	2,772	
N-07	W	14-10	at Brooklyn Dodgers	8,373	
N-14	L	7-37	at Green Bay	13,340	

TEAM STATS	EAGLES	OPP				
<b>Total First Downs</b>	<b>67</b>	<b>130</b>				
Rushing	na	na				
Passing	na	na				
Penalty	na	na				
<b>3rd Down: Made/Att</b>	<b>na</b>	<b>na</b>				
3rd Down Pct.	na	na				
<b>4th Down: Made/Att</b>	<b>na</b>	<b>na</b>				
4th Down Pct.	na	na				
<b>Possession Avg.</b>	<b>na</b>	<b>na</b>				
<b>Total Net Yards</b>	<b>1766</b>	<b>3150</b>				
Avg. Per Game	160.5	286.4				
Total Plays	492	698				
Avg. Per Play	3.6	4.5				
<b>Net Yards Rushing</b>	<b>884</b>	<b>1812</b>				
Avg. Per Game	80.4	164.7				
Total Rushes	285	502				
<b>Net Yards Passing</b>	<b>849</b>	<b>1315</b>				
Avg. Per Game	77.2	119.5				
Sacked/Yards Lost	na	na				
Gross Yards	na	na				
Att./Completions	207/63	196/79				
Completion Pct.	30.4	40.3				
Had Intercepted	24	19				
<b>Punts/Average</b>	<b>na</b>	<b>na</b>				
<b>Net Punting Avg.</b>	<b>na</b>	<b>na</b>				
<b>Penalties/Yards</b>	<b>na</b>	<b>na</b>				
<b>Fumbles/Ball Lost</b>	<b>na</b>	<b>na</b>				
<b>Touchdowns</b>	<b>12</b>	<b>24</b>				
Rushing	2	6				
Passing	8	15				
Returns	2	3				
<b>Score By Periods</b>	<b>Q1</b>	<b>Q2</b>	<b>Q3</b>	<b>Q4</b>	<b>OT</b>	<b>Pts</b>
Eagles	21	31	0	34	0	86
Opponents	35	43	28	71	0	177

Passing	Att	Cmp	Yds	Cmp%	Y/A	TD	TD%	Int	Int%	Lg	Sk/Lost	Rat
Smukler	118	42	432	35.6	3.66	5	4.2	14	11.9	na	na	21.5
Mortell	71	18	320	25.4	4.51	2	2.8	8	11.3	na	na	15.7
Kusko	7	2	11	28.6	1.57	0	0.0	2	28.6	na	na	0.0
Keen	5	1	86	20.0	17.20	1	20.0	0	0.0	na	na	118.8
Baze	3	0	0	0.0	0.00	0	0.0	0	0.0	na	na	39.6
Hanson	2	0	0	0.0	0.00	0	0.0	0	0.0	na	na	39.6
Frey	1	0	0	0.0	0.00	0	0.0	0	0.0	na	na	39.6
<b>Eagles</b>	<b>207</b>	<b>63</b>	<b>849</b>	<b>30.4</b>	<b>4.10</b>	<b>8</b>	<b>3.9</b>	<b>24</b>	<b>11.6</b>	<b>na</b>	<b>na</b>	<b>17.8</b>
<b>Opponents</b>	<b>196</b>	<b>79</b>	<b>1315</b>	<b>40.3</b>	<b>6.71</b>	<b>15</b>	<b>7.7</b>	<b>19</b>	<b>9.7</b>	<b>na</b>	<b>na</b>	<b>49.6</b>

Scoring	TD	Ru	Pa	Rt	PAT	FG	2Pt	Pts
Hewitt	5	0	5	0			0	30
Carter	3	0	3	0			0	18
Smukler	1	1	0	0	8/9	1/1	0	17
Hanson	1	1	0	0			0	6
Harper	1	0	0	1			0	6
Pilconis	1	0	0	1			0	6
Reese	0	0	0	0	3/3	0/0	0	3
<b>Eagles</b>	<b>12</b>	<b>2</b>	<b>8</b>	<b>2</b>	<b>11/12</b>	<b>1/1</b>	<b>0</b>	<b>86</b>
<b>Opponents</b>	<b>24</b>	<b>6</b>	<b>15</b>	<b>3</b>	<b>18/24</b>	<b>5/7</b>	<b>0</b>	<b>177</b>

Rushing	No.	Yds	Avg	Lg	TD
Mortell	100	312	3.1	na	0
Smukler	92	247	2.7	na	1
Keen	34	154	4.5	na	0
Hanson	18	59	3.3	na	1
Masters	9	32	3.6	na	0
Kusko	17	27	1.6	na	0
Pilconis	2	21	10.5	na	0
Baze	3	14	4.7	na	0
Frey	5	11	2.2	na	0
Arnold	5	7	1.4	na	0
<b>Eagles</b>	<b>285</b>	<b>884</b>	<b>3.1</b>	<b>na</b>	<b>2</b>
<b>Opponents</b>	<b>502</b>	<b>1812</b>	<b>3.6</b>	<b>na</b>	<b>6</b>

Receiving	No.	Yds	Avg	Lg	TD
Hewitt	16	197	12.3	na	5
Carter	15	282	18.8	na	3
Arnold	8	142	17.8	na	0
Pilconis	6	59	9.8	na	0
Keen	5	45	9.0	na	0
Masters	4	60	15.0	na	0
Frey	4	19	4.8	na	0
Kusko	2	47	23.5	na	0
Baze	1	2	2.0	2	0
Mortell	1	0	0.0	0	0
Smukler	1	-4	-4.0	-4	0
<b>Eagles</b>	<b>63</b>	<b>849</b>	<b>13.5</b>	<b>na</b>	<b>8</b>
<b>Opponents</b>	<b>79</b>	<b>1315</b>	<b>16.6</b>	<b>na</b>	<b>15</b>





SCHEDULE & RESULTS (1-11)					
S-13	W	10-7	NY Giants	20,000	
S-20	L	3-26	Boston	20,000	
S-27	L	0-17	Chicago Bears	25,000	
O-04	L	0-18	at Brooklyn Dodgers	10,000	
O-11	L	0-23	Detroit	15,000	
O-14	L	0-17	at Pittsburgh	10,042	
O-18	L	7-17	at Boston	4,000	
O-25	L	17-21	at NY Giants	15,000	
N-05	L	0-6	Pittsburgh (Johnstown, PA)	7,891	
N-08	L	0-13	at Chicago Cardinals	1,500	
N-22	L	7-28	Chicago Bears	10,000	
N-29	L	7-13	Brooklyn Dodgers	5,000	

TEAM STATS	EAGLES	OPP
<b>Total First Downs</b>	<b>99</b>	<b>132</b>
Rushing	na	na
Passing	na	na
Penalty	na	na
<b>3rd Down: Made/Att</b>	<b>na</b>	<b>na</b>
3rd Down Pct.	na	na
<b>4th Down: Made/Att</b>	<b>na</b>	<b>na</b>
4th Down Pct.	na	na
<b>Possession Avg.</b>	<b>na</b>	<b>na</b>
<b>Total Net Yards</b>	<b>2068</b>	<b>2857</b>
Avg. Per Game	172.3	238.1
Total Plays	643	615
Avg. Per Play	3.2	4.6
<b>Net Yards Rushing</b>	<b>1415</b>	<b>1973</b>
Avg. Per Game	117.9	164.4
Total Rushes	473	468
<b>Net Yards Passing</b>	<b>603</b>	<b>853</b>
Avg. Per Game	50.3	71.1
Sacked/Yards Lost	na	na
Gross Yards	na	na
Att./Completions	170/39	147/61
Completion Pct.	22.9	41.5
Had Intercepted	36	15
<b>Punts/Average</b>	<b>na</b>	<b>na</b>
<b>Net Punting Avg.</b>	<b>na</b>	<b>na</b>
<b>Penalties/Yards</b>	<b>na</b>	<b>na</b>
<b>Fumbles/Ball Lost</b>	<b>na</b>	<b>na</b>
<b>Touchdowns</b>	<b>6</b>	<b>26</b>
Rushing	2	12
Passing	3	10
Returns	1	4

Score By Periods	Q1	Q2	Q3	Q4	OT	Pts
Eagles	17	10	7	17	0	51
Opponents	23	74	57	52	0	206

Passing	Att	Cmp	Yds	Cmp%	Y/A	TD	TD%	Int	Int%	Lg	Sk/Lost	Rat
Smukler	68	21	345	30.9	5.07	3	4.4	6	8.8	na	na	26.9
Jackson	35	7	80	20.0	2.29	0	0.0	11	31.4	na	na	0.0
Kusko	27	6	108	22.2	4.00	0	0.0	8	29.6	na	na	4.2
Hanson	15	0	0	0.0	0.00	0	0.0	4	26.7	0	na	0.0
Thomason	10	1	11	10.0	1.10	0	0.0	3	30.0	11	na	0.0
Leonard	6	2	45	33.3	7.50	0	0.0	2	33.3	na	na	21.5
Masters	6	1	11	16.7	1.83	0	0.0	1	16.7	11	na	0.0
Bassman	3	1	3	33.3	1.00	0	0.0	1	33.3	3	na	2.8
Manske	0	0	0	---	---	0	---	0	---	0	na	---
<b>Eagles</b>	<b>170</b>	<b>39</b>	<b>603</b>	<b>22.9</b>	<b>3.55</b>	<b>3</b>	<b>1.8</b>	<b>36</b>	<b>21.2</b>	<b>na</b>	<b>na</b>	<b>8.2</b>
<b>Opponents</b>	<b>147</b>	<b>61</b>	<b>853</b>	<b>41.5</b>	<b>5.80</b>	<b>10</b>	<b>6.8</b>	<b>15</b>	<b>10.2</b>	<b>na</b>	<b>na</b>	<b>43.9</b>

Scoring	TD	Ru	Pa	Rt	PAT	FG	2Pt	Pts
Reese	0	0	0	0	3/3	2/2	0	9
Thomason	1	0	0	1	1/1	0/0	0	7
Carter	1	0	1	0			0	6
Hanson	1	1	0	0			0	6
Kusko	1	1	0	0			0	6
Leonard	1	0	1	0			0	6
Pilconis	1	0	1	0			0	6
Smukler	0	0	0	0	2/2	1/1	0	5
<b>Eagles</b>	<b>6</b>	<b>2</b>	<b>3</b>	<b>1</b>	<b>6/6</b>	<b>3/3</b>	<b>0</b>	<b>51</b>
<b>Opponents</b>	<b>26</b>	<b>12</b>	<b>10</b>	<b>4</b>	<b>20/26</b>	<b>10/13</b>	<b>0</b>	<b>206</b>

Rushing	No.	Yds	Avg	Lg	TD
Hanson	119	359	3.0	na	1
Thomason	109	333	3.1	na	0
Smukler	99	321	3.2	na	0
Kusko	49	209	4.3	na	1
Jackson	46	76	1.7	na	0
Leonard	33	72	2.2	na	0
Bassman	4	19	4.8	na	0
Masters	7	18	2.6	na	0
Frey	7	8	1.1	na	0
<b>Eagles</b>	<b>473</b>	<b>1415</b>	<b>3.0</b>	<b>na</b>	<b>2</b>
<b>Opponents</b>	<b>468</b>	<b>1973</b>	<b>4.2</b>	<b>na</b>	<b>12</b>

Receiving	No.	Yds	Avg	Lg	TD
Manske	17	325	19.1	na	0
Leonard	5	46	9.2	na	1
Pilconis	4	51	12.8	na	1
Carter	4	42	10.5	na	1
Frey	3	65	21.7	na	0
Hanson	3	33	11.0	na	0
Bassman	2	38	19.0	na	0
Mulligan	1	3	3.0	3	0
<b>Eagles</b>	<b>39</b>	<b>603</b>	<b>15.5</b>	<b>na</b>	<b>3</b>
<b>Opponents</b>	<b>61</b>	<b>853</b>	<b>14.0</b>	<b>na</b>	<b>10</b>



SCHEDULE & RESULTS (2-9)				
S-13	L	7-17	Pittsburgh	NA
S-20	L	0-35	at Detroit	12,000
O-09	W	17-6	at Pittsburgh	6,271
O-13	L	0-39	Chicago Bears	NA
O-27	L	6-17	at Brooklyn Dodgers	NA
N-03	W	7-6	at Boston	10,000
N-05	L	0-3	Brooklyn Dodgers	NA
N-10	L	3-12	at Chicago Cardinals	6,000
N-24	L	0-10	at NY Giants	NA
D-01	L	14-21	NY Giants	NA
D-08	L	6-13	Green Bay	4,000

TEAM STATS	EAGLES	OPP				
<b>Total First Downs</b>	<b>82</b>	<b>117</b>				
Rushing	na	na				
Passing	na	na				
Penalty	na	na				
<b>3rd Down: Made/Att</b>	<b>na</b>	<b>na</b>				
3rd Down Pct.	na	na				
<b>4th Down: Made/Att</b>	<b>na</b>	<b>na</b>				
4th Down Pct.	na	na				
<b>Possession Avg.</b>	<b>na</b>	<b>na</b>				
<b>Total Net Yards</b>	<b>2003</b>	<b>2667</b>				
Avg. Per Game	182.1	242.5				
Total Plays	580	611				
Avg. Per Play	3.5	4.4				
<b>Net Yards Rushing</b>	<b>1054</b>	<b>1697</b>				
Avg. Per Game	95.8	154.3				
Total Rushes	411	443				
<b>Net Yards Passing</b>	<b>823</b>	<b>871</b>				
Avg. Per Game	74.8	79.2				
Sacked/Yards Lost	na	na				
Gross Yards	na	na				
Att./Completions	169/46	168/59				
Completion Pct.	27.2	35.1				
Had Intercepted	30	23				
<b>Punts/Average</b>	<b>na</b>	<b>na</b>				
<b>Net Punting Avg.</b>	<b>na</b>	<b>na</b>				
<b>Penalties/Yards</b>	<b>na</b>	<b>na</b>				
<b>Fumbles/Ball Lost</b>	<b>na</b>	<b>na</b>				
<b>Touchdowns</b>	<b>8</b>	<b>24</b>				
Rushing	2	15				
Passing	6	6				
Returns	0	3				
<b>Score By Periods</b>	<b>Q1</b>	<b>Q2</b>	<b>Q3</b>	<b>Q4</b>	<b>OT</b>	<b>Pts</b>
Eagles	24	20	9	7	0	60
Opponents	23	58	30	68	0	179

Passing	Att	Cmp	Yds	Cmp%	Y/A	TD	TD%	Int	Int%	Lg	Sk/Lost	Rat
Matesic	64	15	284	23.4	4.44	2	3.1	13	20.3	na	na	16.4
Storm	44	15	372	34.1	8.45	3	6.8	10	22.7	na	na	48.9
Leonard	32	11	119	34.4	3.72	0	0.0	3	9.4	na	na	7.2
Rowe	11	1	6	9.1	0.55	0	0.0	2	18.2	6	na	0.0
Kupcinet	5	1	6	20.0	1.20	0	0.0	0	0.0	6	na	39.6
Weinstock	5	1	12	20.0	2.40	0	0.0	1	20.0	12	na	0.0
Sebastian	4	0	0	0.0	0.00	0	0.0	1	25.0	0	na	0.0
Banas	2	0	0	0.0	0.00	0	0.0	0	0.0	0	na	39.6
S.Hanson	1	1	23	100.0	23.00	0	0.0	0	0.0	23	na	118.8
Kirkman	1	1	1	100.0	1.00	1	100.0	0	0.0	1t	na	118.8
<b>Eagles</b>	<b>169</b>	<b>46</b>	<b>823</b>	<b>27.2</b>	<b>4.87</b>	<b>6</b>	<b>3.6</b>	<b>30</b>	<b>17.8</b>	<b>na</b>	<b>na</b>	<b>19.6</b>
<b>Opponents</b>	<b>168</b>	<b>59</b>	<b>871</b>	<b>35.1</b>	<b>5.18</b>	<b>6</b>	<b>3.6</b>	<b>23</b>	<b>13.7</b>	<b>na</b>	<b>na</b>	<b>25.3</b>

Scoring	TD	Ru	Pa	Rt	PAT	FG	2Pt	Pts
Manske	4	0	4	0			0	24
Carter	2	0	2	0			0	12
Reese	0	0	0	0	4/5	1/2	0	7
Leonard	1	1	0	0			0	6
Matesic	1	1	0	0			0	6
Jorgensen	0	0	0	0	1/1	1/1	0	4
Kirkman	0	0	0	0	1/1	0/0	0	1
<b>Eagles</b>	<b>8</b>	<b>2</b>	<b>6</b>	<b>0</b>	<b>6/8</b>	<b>2/3</b>	<b>0</b>	<b>60</b>
<b>Opponents</b>	<b>24</b>	<b>15</b>	<b>6</b>	<b>3</b>	<b>17/24</b>	<b>6/7</b>	<b>0</b>	<b>179</b>

Rushing	No.	Yds	Avg	Lg	TD
S.Hanson	77	209	2.7	na	0
Weinstock	58	176	3.0	na	0
Leonard	74	171	2.3	na	1
Storm	84	164	2.0	na	0
Matesic	50	138	2.8	na	1
Sebastian	17	76	4.5	na	0
Lackman	22	56	2.5	na	0
Rowe	7	21	3.0	na	0
Carter	7	19	2.7	na	0
Thomason	3	14	4.7	na	0
Manske	3	9	3.0	na	0
Banas	5	3	0.6	na	0
Brian	1	2	2.0	2	0
Kenneally	3	-4	-1.3	na	0
<b>Eagles</b>	<b>411</b>	<b>1054</b>	<b>2.6</b>	<b>na</b>	<b>2</b>
<b>Opponents</b>	<b>443</b>	<b>1697</b>	<b>3.8</b>	<b>na</b>	<b>15</b>

Receiving	No.	Yds	Avg	Lg	TD
Carter	11	260	23.6	na	2
Manske	9	205	22.8	na	4
Weinstock	8	107	13.4	na	0
Lackman	5	49	9.8	na	0
S.Hanson	4	82	20.5	na	0
Storm	3	44	14.7	na	0
Pitts	2	21	10.5	na	0
Sebastian	1	19	19.0	19	0
Robison	1	18	18.0	18	0
Thomason	1	16	16.0	16	0
Campbell	1	2	2.0	2	0
<b>Eagles</b>	<b>46</b>	<b>823</b>	<b>17.9</b>	<b>na</b>	<b>6</b>
<b>Opponents</b>	<b>59</b>	<b>871</b>	<b>14.8</b>	<b>na</b>	<b>6</b>



SCHEDULE & RESULTS (4-7)					
S-16	L	6-19	at Green Bay	5,000	
S-26	W	17-0	at Pittsburgh	NA	
O-07	L	7-9	Pittsburgh	NA	
O-14	L	0-10	Detroit	9,860	
O-21	L	0-6	at Boston	10,344	
O-28	L	0-17	at NY Giants	NA	
N-06	W	64-0	Cincinnati Reds	NA	
N-11	L	7-10	Brooklyn Dodgers	NA	
N-18	L	7-14	Boston	8,500	
N-25	W	13-0	at Brooklyn Dodgers	NA	
D-02	W	6-0	NY Giants	12,471	

TEAM STATS	EAGLES	OPP				
<b>Total First Downs</b>	<b>85</b>	<b>72</b>				
Rushing	na	na				
Passing	na	na				
Penalty	na	na				
<b>3rd Down: Made/Att</b>	<b>na</b>	<b>na</b>				
3rd Down Pct.	na	na				
<b>4th Down: Made/Att</b>	<b>na</b>	<b>na</b>				
4th Down Pct.	na	na				
<b>Possession Avg.</b>	<b>na</b>	<b>na</b>				
<b>Total Net Yards</b>	<b>2482</b>	<b>2223</b>				
Avg. Per Game	225.6	202.1				
Total Plays	623	546				
Avg. Per Play	4.0	4.1				
<b>Net Yards Rushing</b>	<b>1876</b>	<b>1658</b>				
Avg. Per Game	170.5	150.7				
Total Rushes	460	411				
<b>Net Yards Passing</b>	<b>576</b>	<b>545</b>				
Avg. Per Game	52.4	49.5				
Sacked/Yards Lost	na	na				
Gross Yards	na	na				
Att./Completions	163/48	135/41				
Completion Pct.	29.4	30.4				
Had Intercepted	23	22				
<b>Punts/Average</b>	<b>na</b>	<b>na</b>				
<b>Net Punting Avg.</b>	<b>na</b>	<b>na</b>				
<b>Penalties/Yards</b>	<b>na</b>	<b>na</b>				
<b>Fumbles/Ball Lost</b>	<b>na</b>	<b>na</b>				
<b>Touchdowns</b>	<b>19</b>	<b>10</b>				
Rushing	11	9				
Passing	7	1				
Returns	1	0				
<b>Score By Periods</b>	<b>Q1</b>	<b>Q2</b>	<b>Q3</b>	<b>Q4</b>	<b>OT</b>	<b>Pts</b>
Eagles	26	33	38	30	0	127
Opponents	16	34	9	26	0	85

Passing	Att	Cmp	Yds	Cmp%	Y/A	TD	TD%	Int	Int%	Lg	Sk/Lost	Rat
Matesic	60	20	278	33.3	4.63	2	3.3	5	8.3	na	na	25.6
Storm	30	8	97	26.7	3.23	0	0.0	6	20.0	na	na	1.0
Kirkman	23	7	38	30.4	1.65	1	4.3	2	8.7	na	na	18.2
Ellstrom	14	3	40	21.4	2.86	1	7.1	5	35.7	na	na	23.8
Hanson	12	4	28	33.3	2.33	0	0.0	2	16.7	na	na	2.8
Leonard	10	2	29	20.0	2.90	0	0.0	0	0.0	na	na	39.6
Knapper	7	0	0	0.0	0.00	0	0.0	3	42.9	0	na	0.0
Weiner	6	3	40	50.0	6.67	2	33.3	0	0.0	na	na	111.1
Barnhart	1	1	4	100.0	4.00	1	100.0	0	0.0	4t	na	122.9
<b>Eagles</b>	<b>163</b>	<b>48</b>	<b>576</b>	<b>29.4</b>	<b>3.53</b>	<b>7</b>	<b>4.3</b>	<b>23</b>	<b>14.1</b>	<b>na</b>	<b>na</b>	<b>16.5</b>
<b>Opponents</b>	<b>135</b>	<b>41</b>	<b>545</b>	<b>30.4</b>	<b>4.04</b>	<b>1</b>	<b>0.7</b>	<b>22</b>	<b>16.3</b>	<b>na</b>	<b>na</b>	<b>7.1</b>

Scoring	TD	Ru	Pa	Rt	PAT	FG	2Pt	Pts
Hanson	8	7	0	1	2/2	0/0	0	50
Carter	4	0	4	0			0	24
Storm	2	2	0	0			0	12
Kirkman	1	0	1	0	5/6	0/1	0	11
Ellstrom	1	1	0	0	0/1	0/0	0	6
Gonya	1	0	1	0			0	6
Leonard	1	1	0	0			0	6
Matesic	1	0	1	0	0/1	0/0	0	6
Weiner	0	0	0	0	3/4	1/2	0	6
Clark	0	0	0	0	0/1	0/0	0	0
Hajek	0	0	0	0	0/0	0/1	0	0
<b>Eagles</b>	<b>19</b>	<b>11</b>	<b>7</b>	<b>1</b>	<b>10/19</b>	<b>1/4</b>	<b>0</b>	<b>127</b>
<b>Opponents</b>	<b>10</b>	<b>9</b>	<b>1</b>	<b>0</b>	<b>7/10</b>	<b>6/9</b>	<b>0</b>	<b>85</b>

Rushing	No.	Yds	Avg	Lg	TD
Hanson	146	805	5.5	na	7
Ellstrom	72	287	4.0	na	1
Storm	81	281	3.5	na	2
Leonard	55	207	3.8	na	1
Matesic	63	181	2.9	na	0
Weiner	9	37	4.1	na	0
Roberts	10	28	2.8	na	0
Knapper	10	19	1.9	na	0
Kirkman	6	12	2.0	na	0
Lackman	4	9	2.3	na	0
Kavel	2	5	2.5	na	0
Pilconis	1	5	5.0	5	0
Johnson	1	0	0.0	0	0
<b>Eagles</b>	<b>460</b>	<b>1876</b>	<b>4.1</b>	<b>na</b>	<b>11</b>
<b>Opponents</b>	<b>411</b>	<b>1658</b>	<b>4.0</b>	<b>na</b>	<b>9</b>

Receiving	No.	Yds	Avg	Lg	TD
Carter	16	238	14.9	na	4
Kirkman	8	114	14.3	na	1
Storm	5	34	6.8	na	0
Hanson	5	22	4.4	na	0
Lackman	4	83	20.8	na	0
Matesic	3	38	12.7	na	1
Leonard	3	7	2.3	na	0
Ellstrom	1	18	18.0	18	0
Kenneally	1	12	12.0	12	0
Gonya	1	4	4.0	4t	1
Pilconis	1	3	3.0	3	0
<b>Eagles</b>	<b>48</b>	<b>576</b>	<b>12.0</b>	<b>na</b>	<b>7</b>
<b>Opponents</b>	<b>38</b>	<b>547</b>	<b>14.4</b>	<b>na</b>	<b>1</b>



SCHEDULE & RESULTS (3-5-1)				
O-15	L	0-56	at NY Giants	NA
O-18	L	0-25	Portsmouth Spartans	1,750
O-29	L	9-35	at Green Bay	3,007
N-05	W	6-0	at Cincinnati Reds	NA
N-12	T	3-3	Chicago Bears	17,850
N-19	W	25-6	Pittsburgh	6,000
N-26	W	20-3	Cincinnati Reds	NA
D-03	L	0-10	Green Bay	9,500
D-10	L	14-20	NY Giants	18,000

TEAM STATS	EAGLES	OPP
<b>Total First Downs</b>	<b>76</b>	<b>86</b>
Rushing	na	na
Passing	na	na
Penalty	na	na
<b>3rd Down: Made/Att</b>	<b>na</b>	<b>na</b>
3rd Down Pct.	na	na
<b>4th Down: Made/Att</b>	<b>na</b>	<b>na</b>
4th Down Pct.	na	na
<b>Possession Avg.</b>	<b>na</b>	<b>na</b>
<b>Total Net Yards</b>	<b>1781</b>	<b>2314</b>
Avg. Per Game	197.9	257.1
Total Plays	503	484
Avg. Per Play	3.5	4.8
<b>Net Yards Rushing</b>	<b>1103</b>	<b>1083</b>
Avg. Per Game	122.6	120.3
Total Rushes	354	308
<b>Net Yards Passing</b>	<b>657</b>	<b>1223</b>
Avg. Per Game	73.0	135.9
Sacked/Yards Lost	na	na
Gross Yards	na	na
Att./Completions	149/40	176/63
Completion Pct.	26.8	35.8
Had Intercepted	34	19
<b>Punts/Average</b>	<b>na</b>	<b>na</b>
<b>Net Punting Avg.</b>	<b>na</b>	<b>na</b>
<b>Penalties/Yards</b>	<b>na</b>	<b>na</b>
<b>Fumbles/Ball Lost</b>	<b>na</b>	<b>na</b>
<b>Touchdowns</b>	<b>11</b>	<b>21</b>
Rushing	6	11
Passing	4	8
Returns	1	2

Score By Periods	Q1	Q2	Q3	Q4	OT	Pts
Eagles	6	14	28	29	0	77
Opponents	38	29	19	72	0	158

Passing	Att	Cmp	Yds	Cmp%	Y/A	TD	TD%	Int	Int%	Lg	Sk/Lost	Rat
Kirkman	73	22	354	30.1	4.85	2	2.7	13	17.8	na	na	17.0
Hanson	28	7	50	25.0	1.79	0	0.0	4	14.3	na	na	0.0
Thornton	13	2	52	15.4	4.00	0	0.0	4	30.8	na	na	4.2
Roberts	10	4	97	40.0	9.70	1	10.0	3	30.0	na	na	69.6
Russell	8	2	32	25.0	4.00	0	0.0	2	25.0	na	na	4.2
Davis	6	2	62	33.3	10.33	1	16.7	3	50.0	na	na	72.9
Whire	5	1	10	20.0	2.00	0	0.0	2	40.0	10	na	0.0
O'Boyle	2	0	0	0.0	0.00	0	0.0	1	50.0	0	na	0.0
Prisco	2	0	0	0.0	0.00	0	0.0	0	0.0	0	na	39.6
Lackman	1	0	0	0.0	0.00	0	0.0	1	100.0	0	na	0.0
Woodruff	1	0	0	0.0	0.00	0	0.0	1	100.0	0	na	0.0
<b>Eagles</b>	<b>149</b>	<b>40</b>	<b>657</b>	<b>26.8</b>	<b>4.41</b>	<b>4</b>	<b>2.7</b>	<b>34</b>	<b>22.8</b>	<b>na</b>	<b>na</b>	<b>14.8</b>
<b>Opponents</b>	<b>176</b>	<b>63</b>	<b>1223</b>	<b>35.8</b>	<b>6.95</b>	<b>8</b>	<b>4.5</b>	<b>19</b>	<b>10.8</b>	<b>na</b>	<b>na</b>	<b>36.4</b>

Scoring	TD	Ru	Pa	Rt	PAT	FG	2Pt	Pts
Hanson	4	3	1	0			0	24
Carter	2	0	2	0	1/1	0/0	0	13
Woodruff	2	1	0	1			0	12
Davis	1	1	0	0	3/3	0/0	0	9
Kirkman	1	0	1	0	2/2	0/0	0	8
Roberts	1	1	0	0			0	6
Turnbow	0	0	0	0	0/0	1/1	0	3
Team (s)	0	0	0	0			0	2
<b>Eagles</b>	<b>11</b>	<b>6</b>	<b>4</b>	<b>1</b>	<b>6/11</b>	<b>1/1</b>	<b>0</b>	<b>77</b>
<b>Opponents</b>	<b>21</b>	<b>11</b>	<b>8</b>	<b>2</b>	<b>16/20</b>	<b>5/5</b>	<b>0</b>	<b>158</b>

Rushing	No.	Yds	Avg	Lg	TD
Hanson	133	475	3.6	na	3
Roberts	91	261	2.9	na	1
Russell	32	96	3.0	na	0
Woodruff	22	74	3.4	na	1
Lackman	17	59	3.5	na	0
Davis	15	57	3.8	na	1
Kirkman	22	43	2.0	na	0
Thornton	5	14	2.8	na	0
Whire	8	14	1.8	na	0
Prisco	7	6	0.9	na	0
O'Boyle	2	4	2.0	na	0
<b>Eagles</b>	<b>354</b>	<b>1103</b>	<b>3.1</b>	<b>na</b>	<b>6</b>
<b>Opponents</b>	<b>308</b>	<b>1083</b>	<b>3.5</b>	<b>na</b>	<b>11</b>

Receiving	No.	Yds	Avg	Lg	TD
Hanson	10	186	18.6	na	1
Carter	5	109	21.8	na	2
Kirkman	4	84	21.0	na	1
Davis	4	50	12.5	na	0
Woodruff	3	57	19.0	na	0
Kenneally	2	37	18.5	na	0
Thornton	2	14	7.0	na	0
Prisco	2	7	3.5	na	0
Fencl	1	20	20.0	20	0
Lainhart	1	20	20.0	20	0
Whire	1	15	15.0	15	0
Rowan	1	12	12.0	12	0
Felber	1	8	8.0	8	0
Roberts	1	6	6.0	6	0
Steinbach	1	5	5.0	5	0
<b>Eagles</b>	<b>40</b>	<b>657</b>	<b>16.4</b>	<b>na</b>	<b>4</b>
<b>Opponents</b>	<b>63</b>	<b>1223</b>	<b>19.4</b>	<b>na</b>	<b>8</b>





# OFF THE FIELD



[FRONT OFFICE & COACHING STAFF](#)

[PLAYER BIOS](#)

[2022 EAGLES STATISTICS](#)

[RECORD BOOK](#)

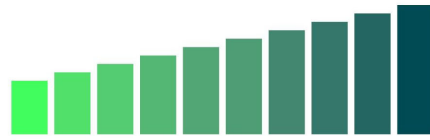
[ALL-TIME RESULTS](#)

[ALL-TIME ROSTERS](#)

[HONORS & HISTORY](#)

[YEAR-BY-YEAR STATISTICS](#)

[OFF THE FIELD](#)



# EAGLES AUTISM FOUNDATION

Established on September 8, 2019, the Eagles Autism Foundation was formed to centralize the team’s autism activities into one organization, while strengthening its charitable mission to assist individuals and families affected by autism. Led by Chairman and CEO Jeffrey Lurie, the team’s commitment to raising funds for cutting-edge autism research and care programs has grown exponentially, raising more than \$22 million since launching the Eagles Autism Challenge in May 2018.

The Centers for Disease Control and Prevention estimates that one in 36 people living in the United States are on the autism spectrum. Autism is a complex neurological and developmental condition that expresses itself differently in each individual. While it has become one of the fastest-growing developmental disorders in the country, autism has historically been underfunded, misunderstood, and under-researched.

By delivering the necessary resources to leading institutions, and through year-round fundraising efforts that inspire and engage the community, the Eagles Autism Foundation is turning awareness into action.



## Eagles Autism Challenge presented by Lincoln Financial Group



## \$22 Million+ Raised Since 2018



The Eagles Autism Challenge presented by Lincoln Financial Group is a one-day bike ride and family-friendly 5K run/walk that donates 100% of participant-raised funds to institutions conducting innovative autism research and care.

The event features three levels of cycling registration – Wawa Classic 30-Mile Ride, Wawa Shorti 10-Mile Ride, and Wawa Junior 10-Mile Youth Ride. In addition to the FreedomPay 5K Run/Walk, the FreedomPay Sensory Walk offers families and participants a shorter course around the outside perimeter of Lincoln Financial Field.

Thanks to the more than \$22 million raised, a total of 84 research projects and community grants have been funded for exploratory work in the field of autism.







**EAGLES SENSORY ROOM pres. by CHOP**

On August 4, 2019, the Eagles became one of the first sports franchises to build a state-of-the-art sensory room in its home venue. Now certified by KultureCity as a sensory-inclusive stadium, Lincoln Financial Field's Eagles Sensory Room presented by Children's Hospital of Philadelphia (CHOP) promotes an accommodating and positive experience for all guests and fans with sensory challenges.

The 500-square-foot, state-of-the-art sensory room has been carefully designed by top medical professionals to ensure a quieter and more secure environment. The certification process included the training of every Eagles employee and stadium staff member.



**TEAM 62 CELEBRITY BARTENDING EVENT**

To help raise funds for Team 62 and the Eagles Autism Foundation, Eagles center Jason Kelce hosts an annual celebrity bartending event at the Ocean Drive in Sea Isle City, New Jersey.

Proceeds – which include cover charges, bartending tips, raffles, and autographed items – benefit the Eagles Autism Foundation.

The inaugural event in June 2021 raised \$100,000 for the cause, which included \$50,000 in proceeds and a matching donation of \$50,000 from Jason and his wife, Kylie. Since then, the event has contributed more than \$580,000 to the Foundation.




The Eagles Radiothon presented by Firsttrust Bank and the Green Family Foundation is a multi-day auction held on SportsRadio 94WIP that offers fans the opportunity to bid on exclusive sports and entertainment experiences involving their favorite Eagles players and 94WIP radio personalities.



Designed specifically for guests with autism and developmental disabilities, Eagles Huddle Up for Autism has raised more than \$835,000 for CHOP's Center for Autism Research since 2009. The family-friendly event is held annually at Lincoln Financial Field.



Through the Eagles Autism Foundation 50/50 Raffle presented by DraftKings, one lucky fan at every Eagles home game walks away a winner. Fans can purchase tickets for a 50/50 drawing at Lincoln Financial Field for a chance to win half the jackpot. The other half supports the Eagles Autism Foundation.







**EAGLES AUTISM FOUNDATION PRACTICE JERSEYS**

The Eagles dedicate a training camp practice each season to the Eagles Autism Foundation by wearing specially designed jerseys to elevate the Foundation’s platform and showcase the team’s commitment of turning autism awareness into action.

The exclusive, one-of-a-kind jerseys feature Energy Green numbers and nameplates, along with the Eagles Autism Foundation logo prominently displayed on the front side and shoulder.

Each jersey is signed by the player who wore it and is auctioned off through the annual Eagles Radiothon.



My Cause My Cleats is an NFL initiative that empowers players to showcase their commitment to the causes they support through creative artwork and custom designs on their game cleats.



**TRAINING CAMP PRACTICES**

Training camp practices at Lincoln Financial Field serve as a vehicle to drive critical funds for autism research and care. All ticket proceeds from the public practices benefit the Eagles Autism Foundation.



**POPCORN FOR THE PEOPLE**

To help combat the unemployment rate in the autism community, the Eagles Autism Foundation and Aramark have teamed up with Popcorn for the People, a nonprofit organization dedicated to creating meaningful employment for those with autism and developmental disabilities.




**NEURODIVERSE GAMEDAY STAFF**

To further the team’s ongoing commitment to creating employment opportunities for the autism community, the Eagles Autism Foundation matches skills and abilities with the most appropriate gameday roles. Resources, such as a Board Certified Behavior Analyst, are provided to individuals who elect to be part of this employment program.



**ALL ABILITIES CLINICS**

The All Abilities Clinics are traditional youth football experiences that offer inclusive elements to support members of the autism community. Children ages 6-14 enjoy a day of football at the NovaCare Complex with Eagles players and local high school coaches. The event welcomes trained volunteers from the Eagles Autism Foundation College Program to provide one-to-one assistance.







As proud Philadelphians who take their responsibility to the community seriously, the Eagles believe there is no offseason to good citizenship.

Since Jeffrey Lurie became Chairman and CEO in 1994, the Eagles have made it a priority to strengthen and support a high quality of life for individuals throughout the Greater Philadelphia area. Under Lurie's leadership, and by leveraging their platform as a professional sports team, the Eagles work to inspire, motivate, and educate in everything they do.

Through a commitment to social justice efforts and inspiring change, forming collaborative partnerships with area-based nonprofits, growing the game of football at the youth level, and more, the Eagles are honored to give back in ways that have the power to positively impact the lives of individuals everywhere.

The team takes great pride in serving its fans, local nonprofits, and the region at large, because to the Eagles, making the community proud is just as important off the field as it is on it.



**COMMUNITY TUESDAYS**



During the NFL season, Tuesdays are typically reserved as non-practice days for the team.

Many Eagles players use this opportunity to give back to residents in the Greater Philadelphia region through the Eagles Care Community Tuesday initiative.

Eagles players visit Children's Hospital of Philadelphia, elementary schools, food pantries, retirement facilities, Eagles Care partners, and more.

**EAGLES CARE**



The Eagles Care initiative, built off the belief that strong nonprofits build strong communities, connects the team with local organizations and works to strengthen each partner's impact on the community.

Through these partnerships, the Eagles devote their attention, support, and resources to ensure that each nonprofit's work is being amplified. Since 2013, the team has welcomed 30 nonprofits to the Eagles Care family.

**EAGLES EYE MOBILE**



The Eagles Eye Mobile powered by Vision To Learn travels to communities throughout the School District of Philadelphia, offering comprehensive eye exams and, if needed, prescription eyeglasses and follow-up care at no cost to families.

The Eagles Eye Mobile, which was founded by former Eagles Pro Bowl guard Jermaine Mayberry, has impacted more than one million children in the Greater Philadelphia area since 1996.

**EAGLES SOCIAL JUSTICE FUND OF THE PHILADELPHIA FOUNDATION**

Established in 2018, the Eagles Social Justice Fund was formed to provide grants to organizations that work to reduce barriers to equal opportunity, with a specific focus on education, community and police relations, improving the criminal justice system, and other initiatives targeting poverty, racial equality, and workforce development in the Greater Philadelphia area.

The Eagles Social Justice Leadership Council is led by a panel of players and club executives who work to identify potential grant recipients and secure contributions to the Fund, which is built through one-to-one matching donations by players and the club. In just four years, the program has allocated more than \$2 million in funding.



The Eagles have launched a targeted anti-gun violence campaign to help combat the increasing violence facing thousands of Philadelphia residents. In conjunction with local nonprofits and the City, the team created a resource website, EndPhillyGunViolence.com, which has been designed to aggregate information and steer young people to proven and effective help.







**YOUTH FOOTBALL**

The Eagles are dedicated to inspiring the next generation of Eagles fans by increasing participation in youth football across the Greater Philadelphia area.

The team accomplishes this through program development, equipment donations, and financial support. League platforms (NFL PLAY 60, NFL FLAG, Eagles Football Academy, 7v7 Tournaments) and grassroots partnerships (Leveling the Playing Field, Every Kid Sports, Positive Coaching Alliance) ensure that the game is being taught properly to inspire the next generation of athletes.



**SPORTS BRA DONATION**



In January 2022, the Eagles announced an unprecedented \$100,000 commitment to help increase access to girls' youth sports in Philadelphia.

Recognizing that there can be a lack of access to female-specific sports equipment, the Eagles – with the help of the NFL Foundation – purchased \$100,000 worth of sports bras for girls in need.

Nearly 6,000 sports bras were donated to the team's nonprofit partner, Leveling the Playing Field, which was enough to provide at least one to every female athlete in the School District of Philadelphia.

The Eagles became the first NFL team to support female youth athletes from their community in this capacity.

To further knock down barriers that stand in the way of young female athletes, the Eagles announced a long-term, strategic partnership with Operation Warm to design, manufacture, and distribute 30,000 sports bras throughout the tri-state area.

The initiative is modeled after Operation Warm's mission to connect underserved children to the community resources they need to thrive.

Each girl in the program receives 2-3 sports bras to ensure they are well equipped and properly outfitted for competition.

The Eagles believe that fostering a love for sports and healthy competition at the youth level can open new doors and pathways for children everywhere.





PRESENTED BY



### EAGLES GIRLS FLAG INITIATIVE

To support and promote female participation in sport, the Eagles launched the state's first Girls High School Flag Football League, featuring schools from the Philadelphia Public and Catholic Leagues. The goal of the multi-year program is to make girls flag football an officially sanctioned sport in the state of Pennsylvania. All participating teams take part in an eight-game season, as well as a season kickoff jamboree, culminating with the championship game at the NovaCare Complex.







The connection between the Eagles and their fans has always been a special bond. It is a relationship that has existed for generations and is one that continues to grow stronger as the years go on.

The Eagles are inspired by the relentless passion and support they receive and have always made it a priority to engage the fanbase by offering unique experiences and memories to last a lifetime.

Annual events like Women’s Football Festival, Yoga on the Field, the Eagles Draft Party, Kids Club activities, Battle at the Beach, and training camp public practices, among others, have enabled fans to connect with their favorite team, players, and franchise legends on a deeper level. Many of these programs have even developed into family traditions for some, bringing together loved ones from all across the country.

On and off the field, the Eagles are proud to celebrate their fans in a variety of special ways throughout the year.







# GO GREEN

INNOVATE. SUSTAIN.



The Eagles' sustainability journey began in 2003 with the opening of Lincoln Financial Field. Since then, the team's Go Green program has transformed into a company-wide, internationally recognized effort that works year-round to reduce the organization's environmental footprint in a financially responsible manner.

With the help of partners and fans, the Eagles have been able to develop a multi-operational action plan that incorporates green energy production, recycling, composting, energy efficiency, ocean conservation, and reforestation, among other ventures.

The Eagles, who wear the color "green" with pride, are committed to serving as proud environmental stewards for a community that gives so much to them throughout the year.

### PARTNERS IN SUSTAINABILITY



### "SUSTAINABLE" SUCCESS



In December 2018, Lincoln Financial Field was awarded LEED Gold certification by the U.S. Green Building Council for implementing practical and measurable strategies aimed at achieving high performance in sustainable site development, water savings, energy efficiency, materials selection, and indoor environmental quality.



The Eagles are the first pro sports team in the world to receive the prestigious ISO 20121 Event Sustainability Management System certification.

ISO 20121 is an international standard designed to help organizations in the event and hospitality industry integrate sustainability into its management operations.



The Eagles are the first U.S. pro sports team to offset team travel emissions through Ocean Conservancy's Blue Playbook. The Eagles work closely with Ocean Conservancy and The Ocean Foundation on seagrass and mangrove coastal restoration efforts in Puerto Rico's Jobos Bay National Estuarine Research Reserve.



In September 2020, Lincoln Financial Field achieved Global Biorisk Advisory Council (GBAC) STAR accreditation. Under the guidance of GBAC, a Division of ISSA, the worldwide cleaning industry association, Lincoln Financial Field has implemented stringent protocols in cleaning, disinfection, and infectious disease prevention.

### SUSTAINABILITY & ENVIRONMENTAL BIRDSEED

- 10,456 solar panels have positioned Lincoln Financial Field to be among the greenest major sports facilities in the world
- Through the team's energy-from-waste program, the Eagles divert more than 99% of their waste from landfills
- The installation of water filtration fountains at the team's facilities has eliminated the use of more than one million plastic water bottles
- Lincoln Financial Field is the first NFL stadium to recycle beverage containers through the utilization of reverse vending machines
- Became the first Philadelphia sports team to switch from plastic straws to an eco-friendly alternative made from 100% renewable resources
- Implemented a closed-loop recycling program with Braskem that collects bottle caps and turns them into new material for use at the stadium
- In partnership with West Pharmaceutical Services, 20 trees are planted for every successful field goal made by the Eagles
- The Bellwether District invests in community cleanup projects around Philadelphia for every touchdown scored by the Eagles
- Bike Share program provides team employees with bicycles for convenient transportation from the practice facility to the stadium
- Staff is equipped with sustainable rain ponchos made from sugarcane ethanol, a renewable raw material that has a carbon-negative life cycle





Home to the Super Bowl LII Champion Philadelphia Eagles, Lincoln Financial Field is a prime destination for world-class entertainment that offers a high-quality experience to fans in a safe, clean, and friendly environment.

In addition to Eagles home games, Lincoln Financial Field has become famous for showcasing high-profile sporting events and attractions throughout the year.

Since opening in August 2003, Lincoln Financial Field has played host to 46 star-studded concerts, 29 soccer matches featuring the world's most distinguished clubs, the iconic Army-Navy Game, NCAA Lacrosse Championships, NHL Stadium Series, Monster Jam, Temple University football, and many other marquee events. Lincoln Financial Field will serve as one of 16 North American venues to host the 2026 FIFA World Cup and will also be home to WrestleMania XL.

A state-of-the-art facility located in the heart of Philadelphia, Lincoln Financial Field has become one of the world's most admired stadiums for sports and entertainment due to its commitment to the fan experience.

**FACTS & FIGURES**

<b>Broke Ground</b>	May 7, 2001
<b>Opened</b>	August 3, 2003
<b>Revitalized</b>	Feb. 2012 - Aug. 2014
<b>Capacity</b>	69,879
<b>Solar Panels</b>	10,456
<b>Playing Surface</b>	Bermuda Grass
<b>North End Zone HD Video Board</b>	5,184 square feet
<b>South End Zone HD Video Board</b>	4,320 square feet
<b>Concerts</b>	46
<b>Soccer Matches</b>	29
<b>Executive Suites</b>	174
<b>Concessions</b>	62
<b>Wi-Fi Connections</b>	46,000
<b>Home Record (Regular Season + Playoffs)</b>	108-73-1
<b>Twitter</b>	@LFFStadium







## HOME TO THE SUPER BOWL LII CHAMPION PHILADELPHIA EAGLES



## WORLD TOURS & CONCERTS

- July 29, 2023 Luke Combs
- July 28, 2023 Luke Combs
- July 12, 2023 Beyoncé
- June 16, 2023 Billy Joel & Stevie Nicks
- June 3, 2023 Ed Sheeran
- May 14, 2023 Taylor Swift
- May 13, 2023 Taylor Swift
- May 12, 2023 Taylor Swift
- August 31, 2022 Rammstein
- July 14, 2022 The Weeknd
- June 18, 2022 Kenny Chesney
- June 8, 2022 Coldplay
- July 23, 2019 The Rolling Stones
- September 27, 2018 Ed Sheeran
- July 30, 2018 Jay-Z & Beyoncé
- July 14, 2018 Taylor Swift
- July 13, 2018 Taylor Swift
- June 9, 2018 Kenny Chesney
- June 18, 2017 U2
- May 12, 2017 Metallica
- September 29, 2016 Beyoncé
- August 6, 2016 Coldplay
- July 14, 2016 Guns N' Roses
- June 25, 2016 Kenny Chesney
- June 5, 2016 Beyoncé
- September 1, 2015 One Direction
- August 30, 2015 Kevin Hart
- July 11, 2015 Kenny Chesney
- June 13, 2015 Taylor Swift
- June 12, 2015 Taylor Swift
- August 15, 2014 Luke Bryan
- August 14, 2014 One Direction
- August 13, 2014 One Direction
- July 20, 2013 Taylor Swift
- July 19, 2013 Taylor Swift
- June 8, 2013 Kenny Chesney
- June 16, 2012 Kenny Chesney
- August 6, 2011 Taylor Swift
- July 14, 2011 U2
- June 18, 2011 Kenny Chesney
- June 27, 2009 Kenny Chesney
- July 19, 2008 Kenny Chesney
- June 23, 2007 Kenny Chesney
- August 11, 2003 Bruce Springsteen
- August 9, 2003 Bruce Springsteen
- August 8, 2003 Bruce Springsteen







## NATIONAL & INTERNATIONAL SOCCER MATCHES



- July 23, 2023 Premier League Summer Series: Newcastle United FC vs. Aston Villa FC  
Fulham FC vs. Brentford FC
- July 22, 2023 Premier League Summer Series: Chelsea FC vs. Brighton & Hove Albion FC
- August 29, 2019 Victory Tour: USWNT vs. Portugal
- June 30, 2019 Gold Cup: USMNT vs. Curacao  
Gold Cup: Jamaica vs. Panama
- July 25, 2018 Bayern Munich vs. Juventus
- July 19, 2017 Gold Cup: USMNT vs. El Salvador  
Gold Cup: Costa Rica vs. Panama
- June 14, 2016 Copa America: Chile vs. Panama
- June 11, 2016 Copa America: USMNT vs. Paraguay
- June 9, 2016 Copa America: Uruguay vs. Venezuela
- July 26, 2015 CONCACAF Gold Cup Final: Mexico vs. Jamaica
- August 2, 2014 A.S. Roma vs. Inter Milan
- August 11, 2012 Real Madrid vs. Celtic
- August 10, 2011 USMNT vs. Mexico
- July 23, 2011 Philadelphia Union vs. Real Madrid
- May 29, 2010 USMNT vs. Turkey
- May 15, 2010 Philadelphia Union vs. FC Dallas
- April 10, 2010 Philadelphia Union vs. DC United
- July 18, 2009 Gold Cup: USMNT vs. Panama  
Gold Cup: Canada vs. Honduras
- September 13, 2008 USWNT vs. Ireland
- November 6, 2004 USWNT vs. Denmark
- August 2, 2004 A.C. Milan vs. Chelsea
- July 28, 2004 Manchester United vs. Glasgow Celtic
- September 25, 2003 Women's World Cup
- September 20, 2003 Women's World Cup
- August 3, 2003 Manchester United vs. FC Barcelona

### 2026 FIFA WORLD CUP

Lincoln Financial Field has been selected as a 2026 FIFA World Cup host venue. It is one of 16 stadiums across the United States, Canada, and Mexico to earn the prestigious honor.



## STADIUM ENTERTAINMENT & FAN ENGAGEMENT



### PAVING THE ROAD TO VICTORY!

In May 2016, the "Eagles FanWalk" was constructed outside of the Northeast entrance gate at Lincoln Financial Field. This honorary walkway, which showcases the passion that fans have for the Eagles and their families, features more than 3,800 personally engraved pavers that line the way for guests entering the stadium. The "Eagles FanWalk" ensures that each member engraved across the pathway will have a special place in Eagles history.








The Eagles Cheerleaders, comprised of both women and men, serve as entertainers and global brand ambassadors for the organization. Careers of current squad members include an analytical chemist, doctor of physical therapy, software engineer, published author, and historian.

The 32 members of the squad are socially conscious individuals with inspiring life experiences, utilizing their platform to make a positive impact through humanitarian work and participating in overseas goodwill military tours.

They are passionately involved in engaging today's youth and furthering the mission of the Eagles Autism Foundation. The squad is diverse, celebrates authenticity, and embraces meaningful connections with fans.

In addition to Eagles home games, the Eagles Cheerleaders perform on stage with top musical artists and appear at some of the world's most distinguished events.



NFL AFRICA: THE TOUCHDOWN

